



US00D466061S

(12) **United States Design Patent**
Samora, Jr.

(10) **Patent No.:** **US D466,061 S**

(45) **Date of Patent:** **** Nov. 26, 2002**

(54) **COMBINED VEHICLE VISOR AND PHONE**

(76) **Inventor:** **David J Samora, Jr.**, 642 Adams St.,
Monte Vista, CO (US) 81144

(**) **Term:** **14 Years**

(21) **Appl. No.:** **29/159,364**

(22) **Filed:** **Apr. 19, 2002**

(51) **LOC (7) Cl.** **12-16**

(52) **U.S. Cl.** **D12/191; D14/144**

(58) **Field of Search** **D12/191, 400,**
D12/417; D14/69, 138-144, 239; 296/97.6;
455/550, 556, 564, 566, 569; 379/428.01

(56) **References Cited**

U.S. PATENT DOCUMENTS

4,056,696 A	11/1977	Meyerle et al.	
4,706,273 A	11/1987	Spear et al.	
D294,495 S	3/1988	Nissley	
D301,882 S	* 6/1989	Watanabe D14/140
D302,271 S	* 7/1989	Watanabe D14/140
4,870,676 A	9/1989	Lewo	
4,875,229 A	* 10/1989	Palett et al. D14/138 X
D316,242 S	4/1991	Lewo	
D317,762 S	* 6/1991	Watanabe D14/138

D326,450 S * 5/1992 Watanabe D14/138

D337,582 S * 7/1993 Lewo D14/144

D420,360 S * 2/2000 Amron D14/239

6,039,381 A 3/2000 Klauer

* cited by examiner

Primary Examiner—Stacia Cadmus

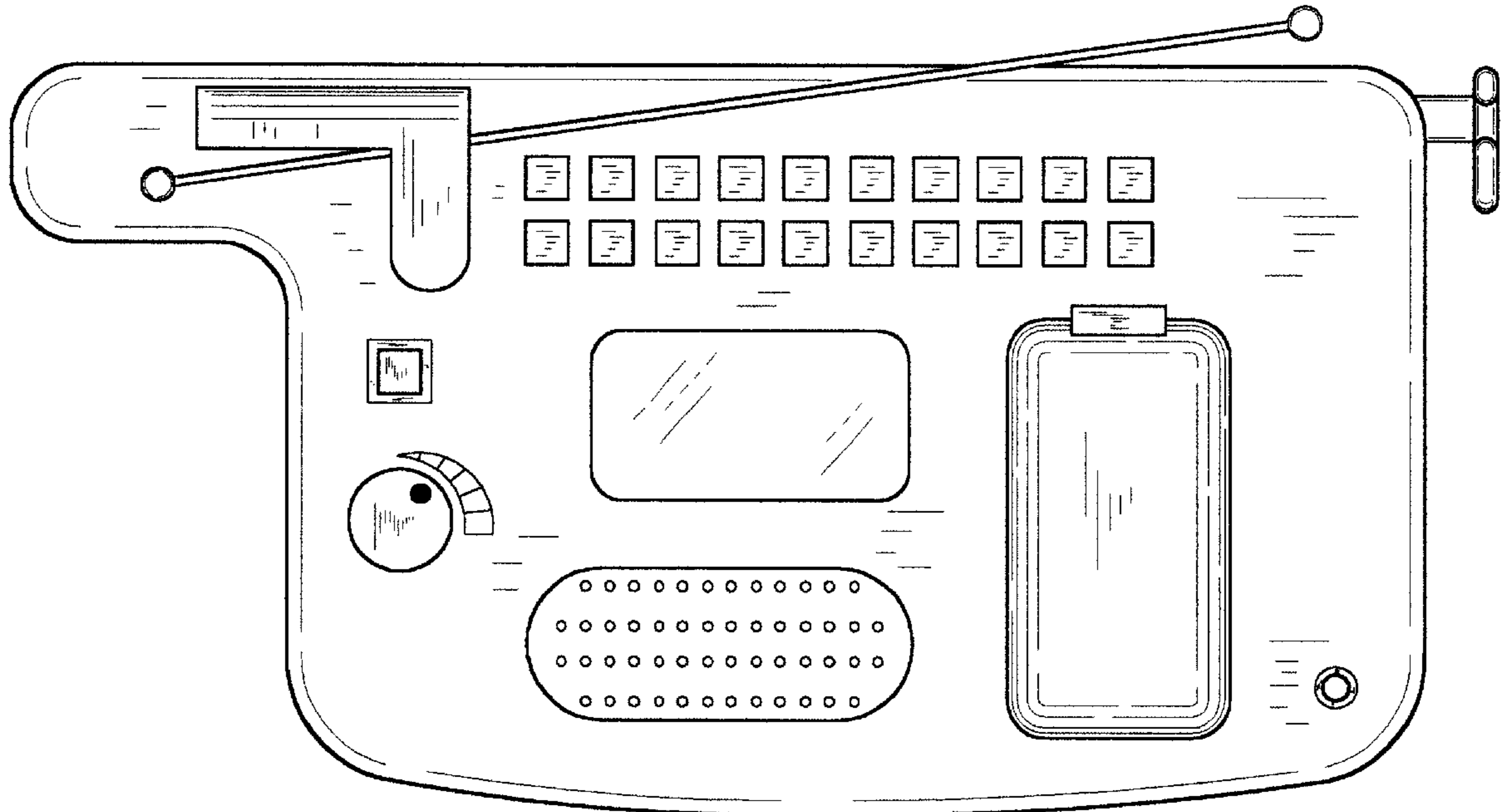
(57) **CLAIM**

The ornamental design for a combined vehicle visor and phone, as shown and described.

DESCRIPTION

FIG. 1 is a front elevational view of the combined vehicle visor and phone of the present invention;
 FIG. 2 is a rear elevational view of the combined vehicle visor and phone of FIG. 1;
 FIG. 3 is a left side elevational view of the combined vehicle visor and phone of FIG. 1;
 FIG. 4 is a right side elevational view of the combined vehicle visor and phone of FIG. 1;
 FIG. 5 is a top plan view of the combined vehicle visor and phone of FIG. 1; and,
 FIG. 6 is a bottom plan view of the combined vehicle visor and phone of FIG. 1.

1 Claim, 4 Drawing Sheets



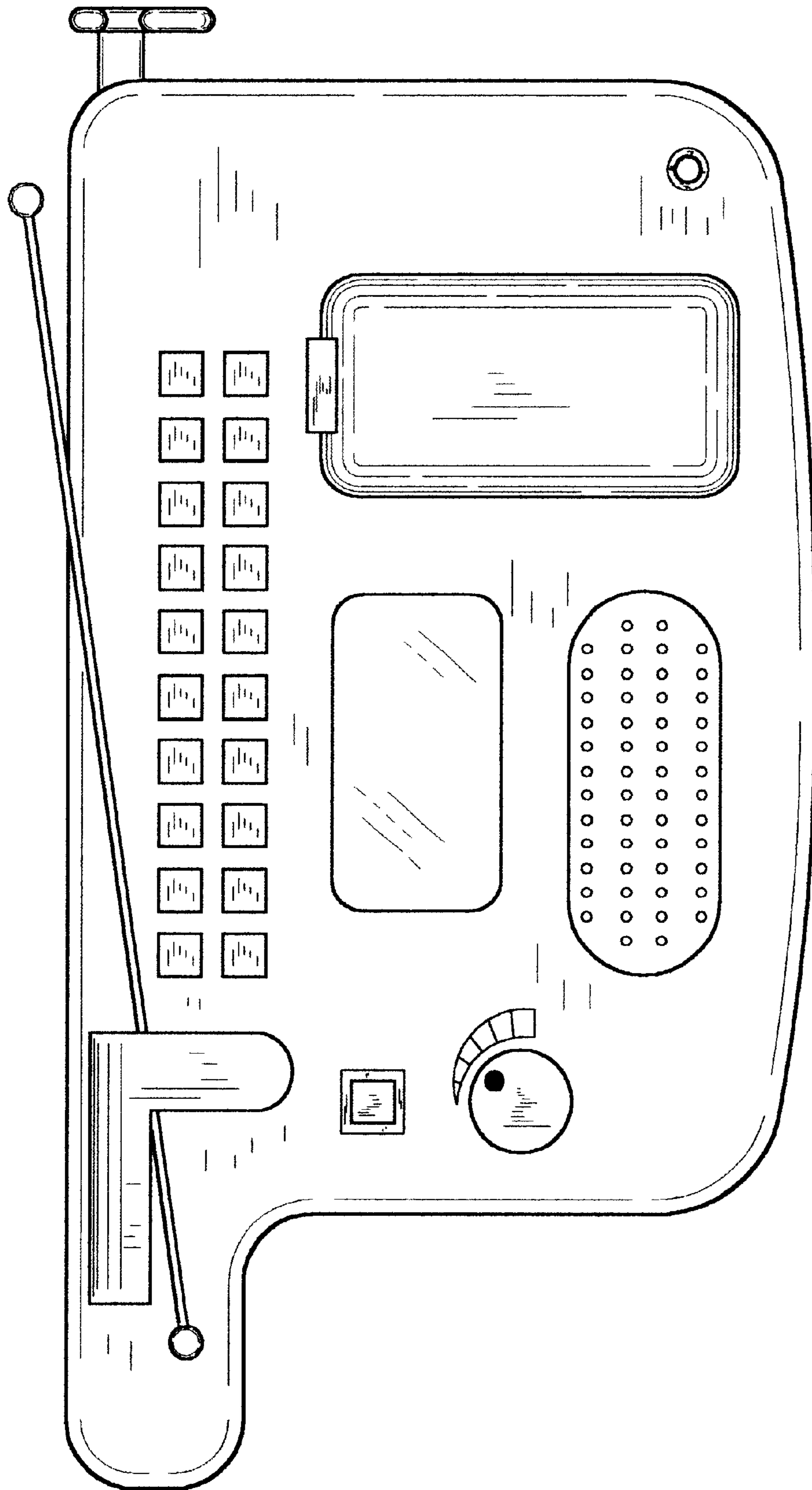


FIG. 1




FIG. 2

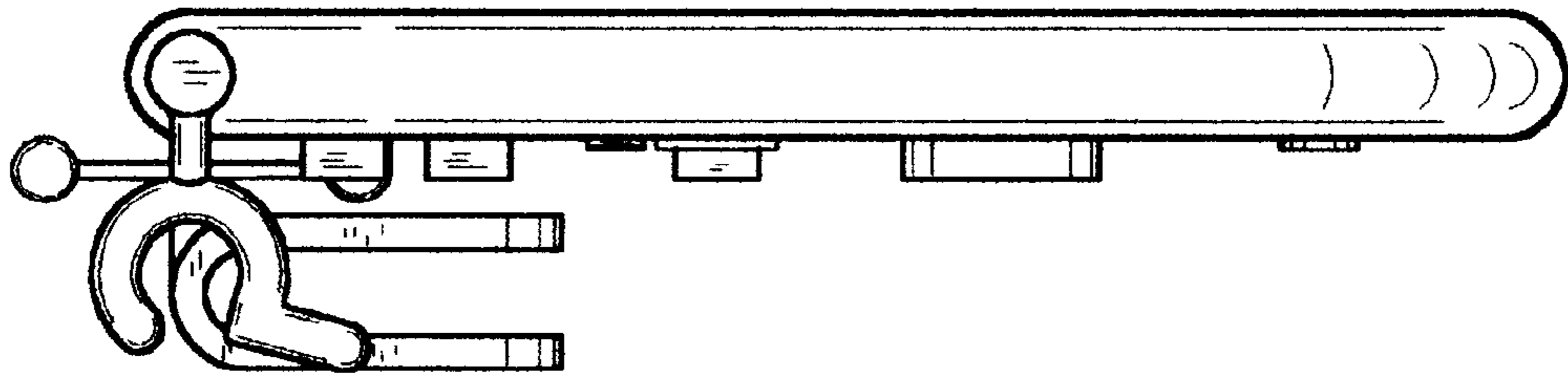


FIG. 4

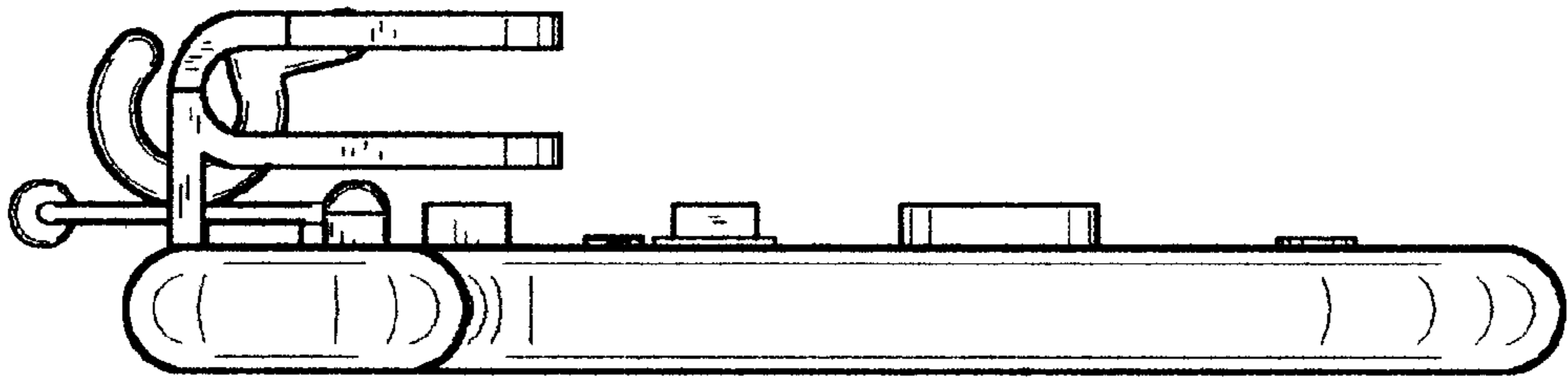


FIG. 3

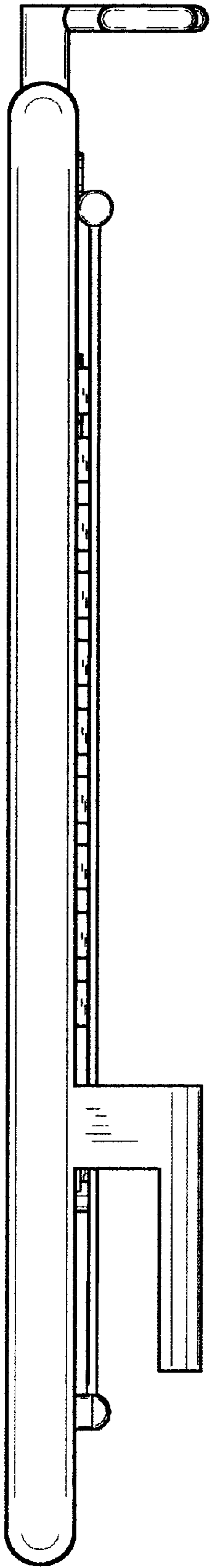


FIG. 5

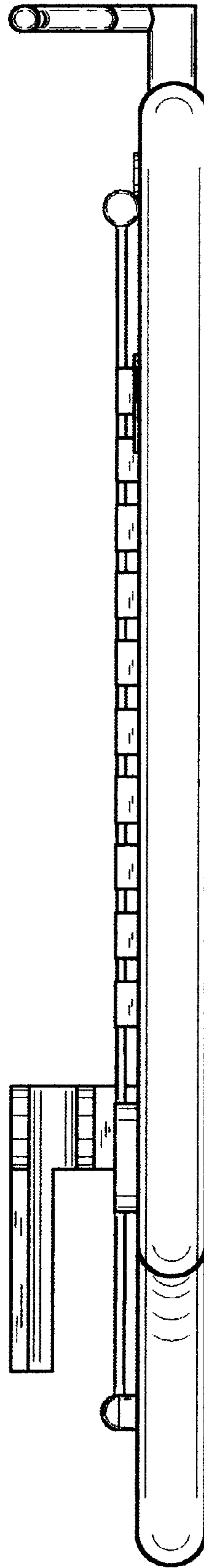


FIG. 6