



US00D466060S

(12) **United States Design Patent**  
**Snook et al.**

(10) **Patent No.:** **US D466,060 S**

(45) **Date of Patent:** **\*\* Nov. 26, 2002**

(54) **VEHICLE TRIM FASCIA**

(75) Inventors: **George O. Snook**, South Bend, IN  
(US); **Richard W. McCoy**, Granger, IN  
(US)

(73) Assignee: **Reese Products, Inc.**, Elkhart, IN (US)

(\*\*) Term: **14 Years**

(21) Appl. No.: **29/151,121**

(22) Filed: **Oct. 31, 2001**

(51) **LOC (7) Cl.** ..... **12-16**

(52) **U.S. Cl.** ..... **D12/190**

(58) **Field of Search** ..... D12/190, 400,  
D12/196, 169, 181, 184, 90-92; 296/192-197,  
180.1, 146.6; 293/126, 128; 180/69.24,  
68.6

(56) **References Cited**

**U.S. PATENT DOCUMENTS**

D297,229 S \* 8/1988 Sermersheim ..... D12/190

D329,632 S \* 9/1992 Masters ..... D12/190  
D333,118 S \* 2/1993 Stauffer ..... D12/190  
D374,206 S \* 10/1996 Nagashima ..... D12/190  
D451,870 S \* 12/2001 Hurayt ..... D12/190  
D453,314 S \* 2/2002 Longfellow ..... D12/190

\* cited by examiner

*Primary Examiner*—Stacia Cadmus

(74) *Attorney, Agent, or Firm*—King & Schickli, PLLC

(57) **CLAIM**

The ornamental design of a vehicle trim fascia, as shown and described.

**DESCRIPTION**

FIG. 1 is a perspective view of the vehicle trim fascia of the present invention;

FIG. 2 is a rear elevational view thereof;

FIG. 3 is a left side elevational view, the right side elevational being a substantial mirror image thereof;

FIG. 4 is a top plan view thereof; and,

FIG. 5 is a bottom plan view thereof.

**1 Claim, 2 Drawing Sheets**

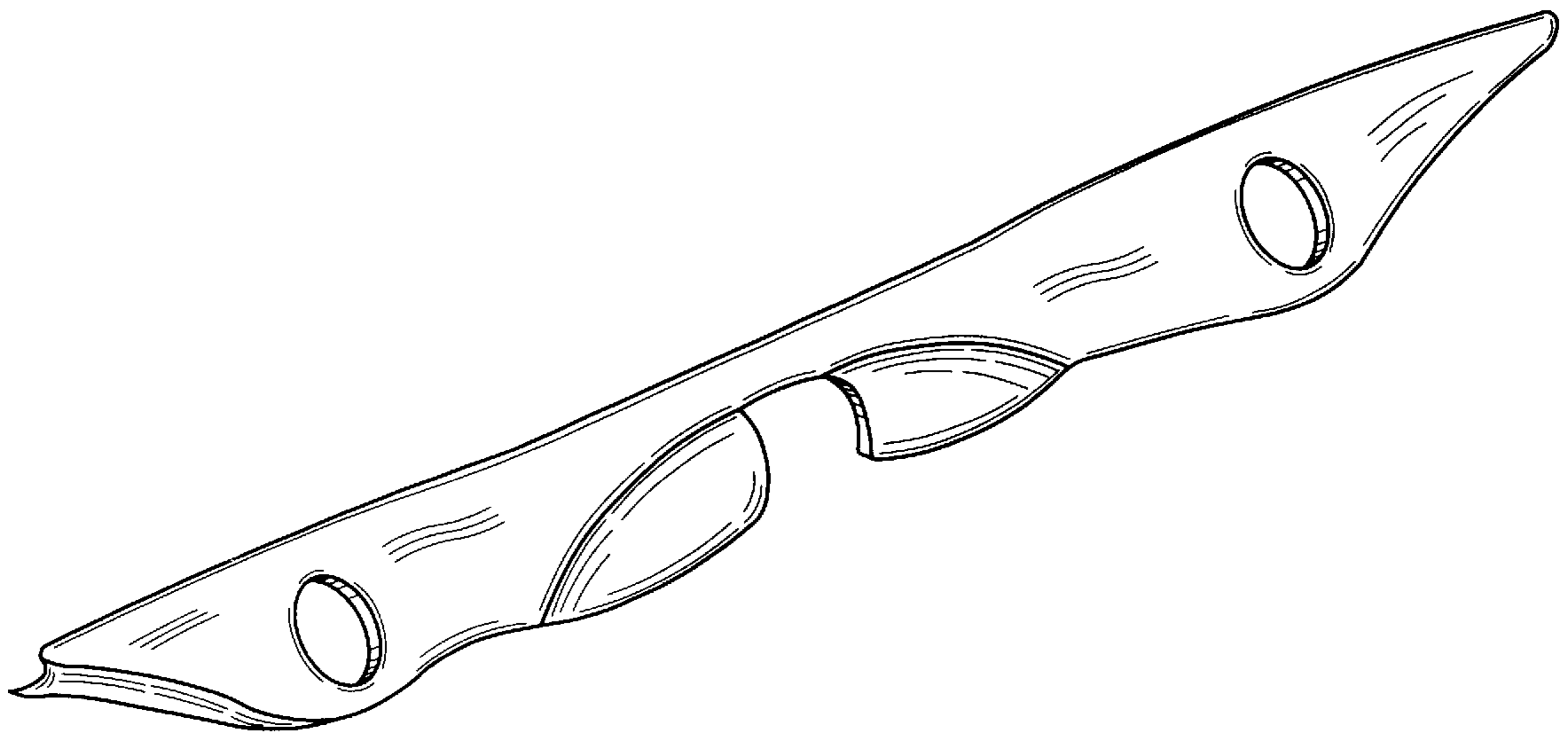


FIG. 1

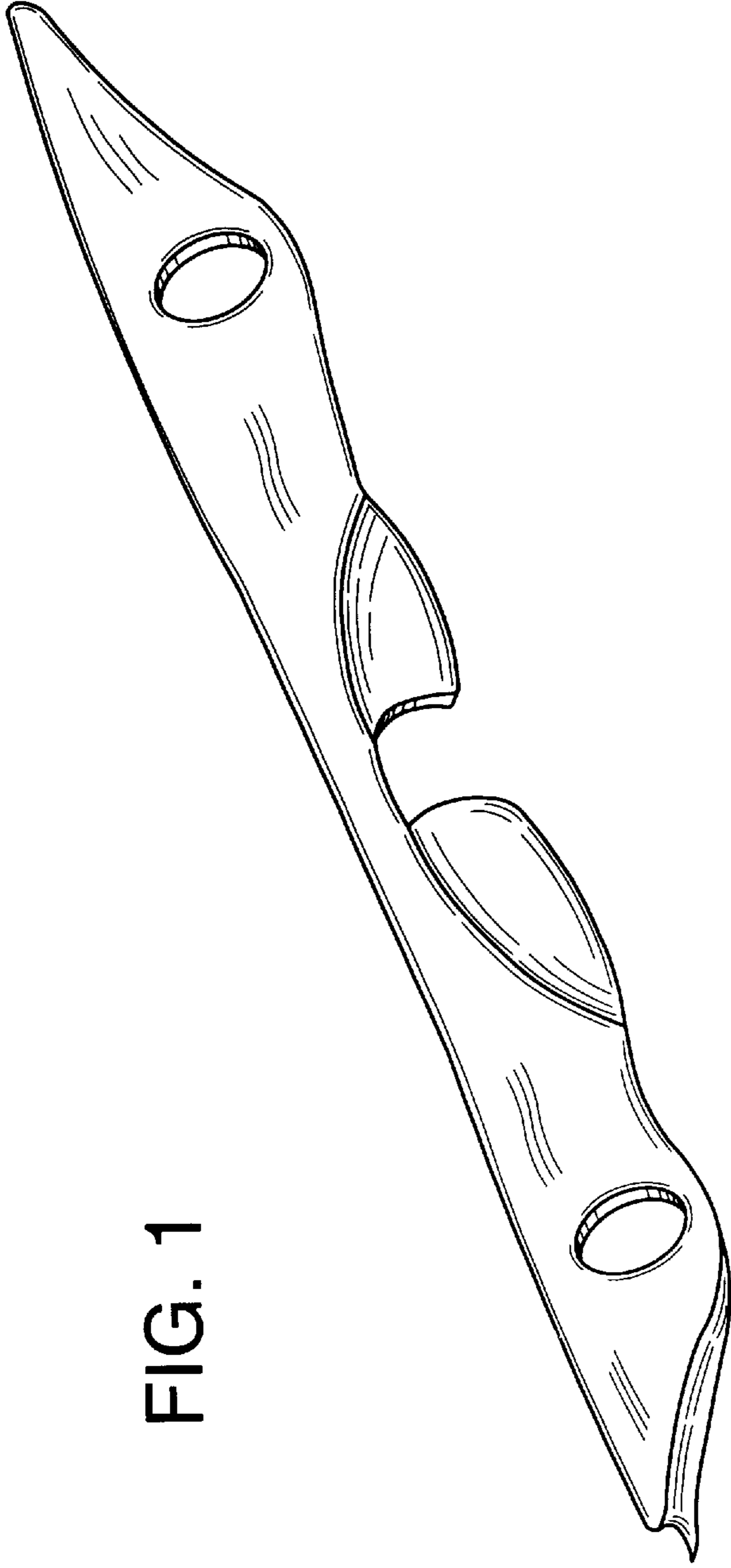


FIG. 2

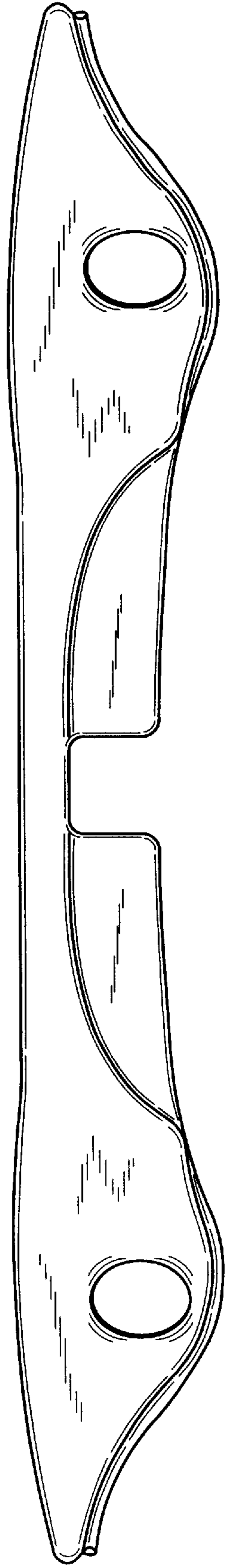




FIG. 3



FIG. 4

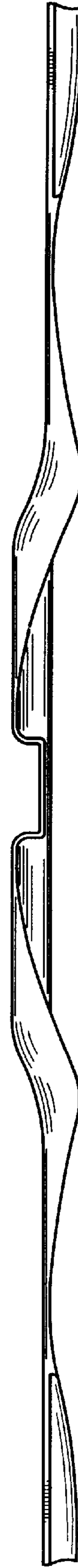


FIG. 5