



US00D466059S

(12) **United States Design Patent**
Pfeiffer et al.

(10) **Patent No.:** **US D466,059 S**

(45) **Date of Patent:** **** Nov. 26, 2002**

(54) **FRONTAL CONFIGURATION OF A STEERING WHEEL**

D440,914 S * 4/2001 Pfeiffer D12/176
D454,101 S * 3/2002 Pfeiffer et al. D12/176
D460,031 S * 7/2002 Montijo D12/176

(75) Inventors: **Peter Pfeiffer**, Boeblingen (DE); **Murat Guenak**, Ehningen (DE); **Hans-Dieter Futschik**, Gechingen (DE)

* cited by examiner

(73) Assignee: **DaimlerChrysler AG**, Stuttgart (DE)

Primary Examiner—Melody N. Brown
(74) *Attorney, Agent, or Firm*—Crowell & Moring LLP

(**) Term: **14 Years**

(57) **CLAIM**

(21) Appl. No.: **29/155,727**

The ornamental design for a frontal configuration of a steering wheel, as shown and described.

(22) Filed: **Feb. 19, 2002**

(30) **Foreign Application Priority Data**

DESCRIPTION

Aug. 17, 2001 (DE) 4 01 07 251

FIG. 1 is a front view of a frontal configuration of a steering wheel according to our novel design; and,

(51) **LOC (7) Cl.** **12-16**

FIG. 2 is a perspective view of the frontal configuration of a steering wheel according to our novel design.

(52) **U.S. Cl.** **D12/176**

(58) **Field of Search** D12/175, 176;
74/552

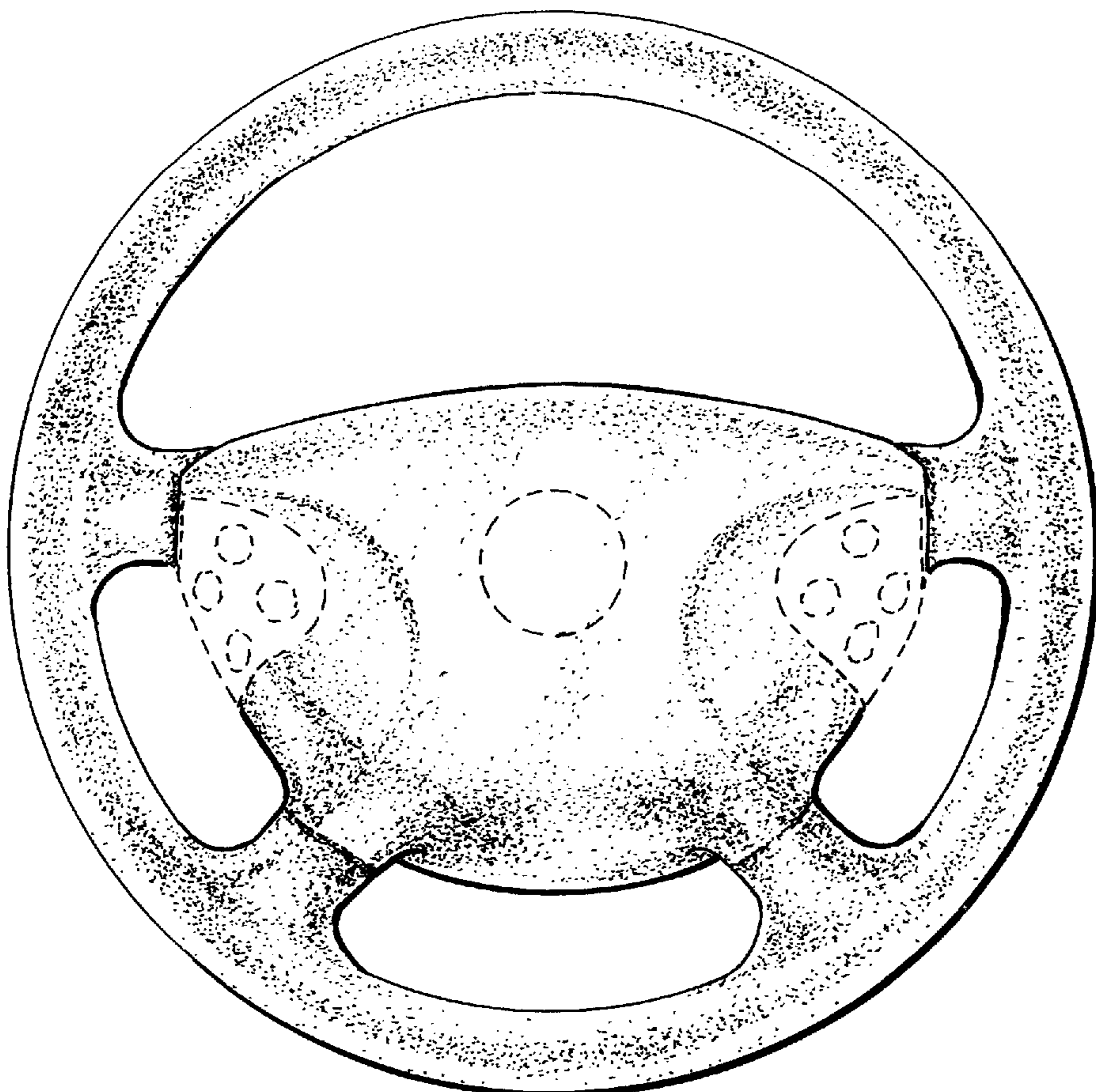
The broken lines included depict environment and are not part of the claimed design. Also enclosed is a set of photographs of an embodiment of our invention.

(56) **References Cited**

U.S. PATENT DOCUMENTS

D421,945 S * 3/2000 Socco et al. D12/176

1 Claim, 1 Drawing Sheet



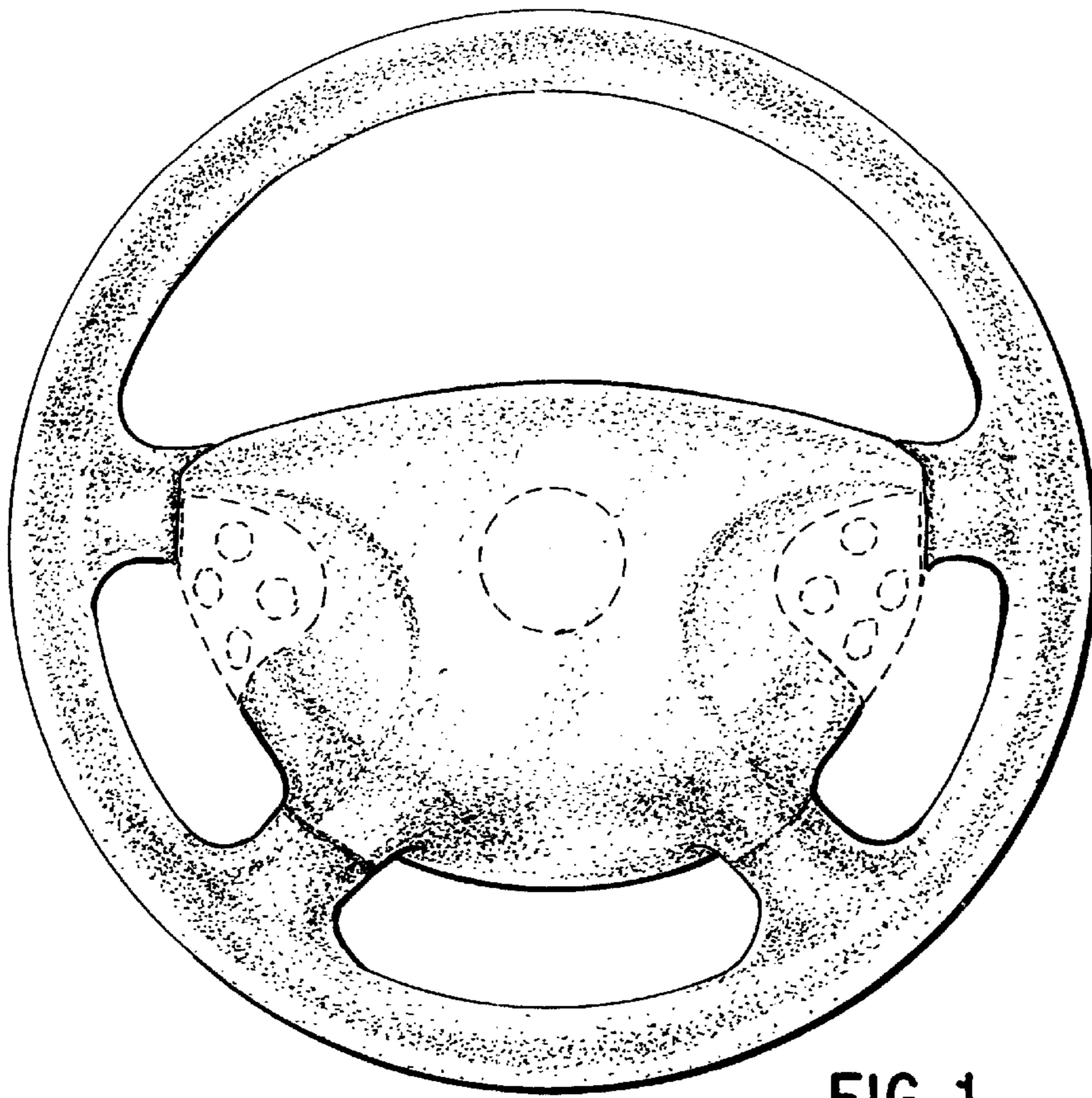


FIG. 1

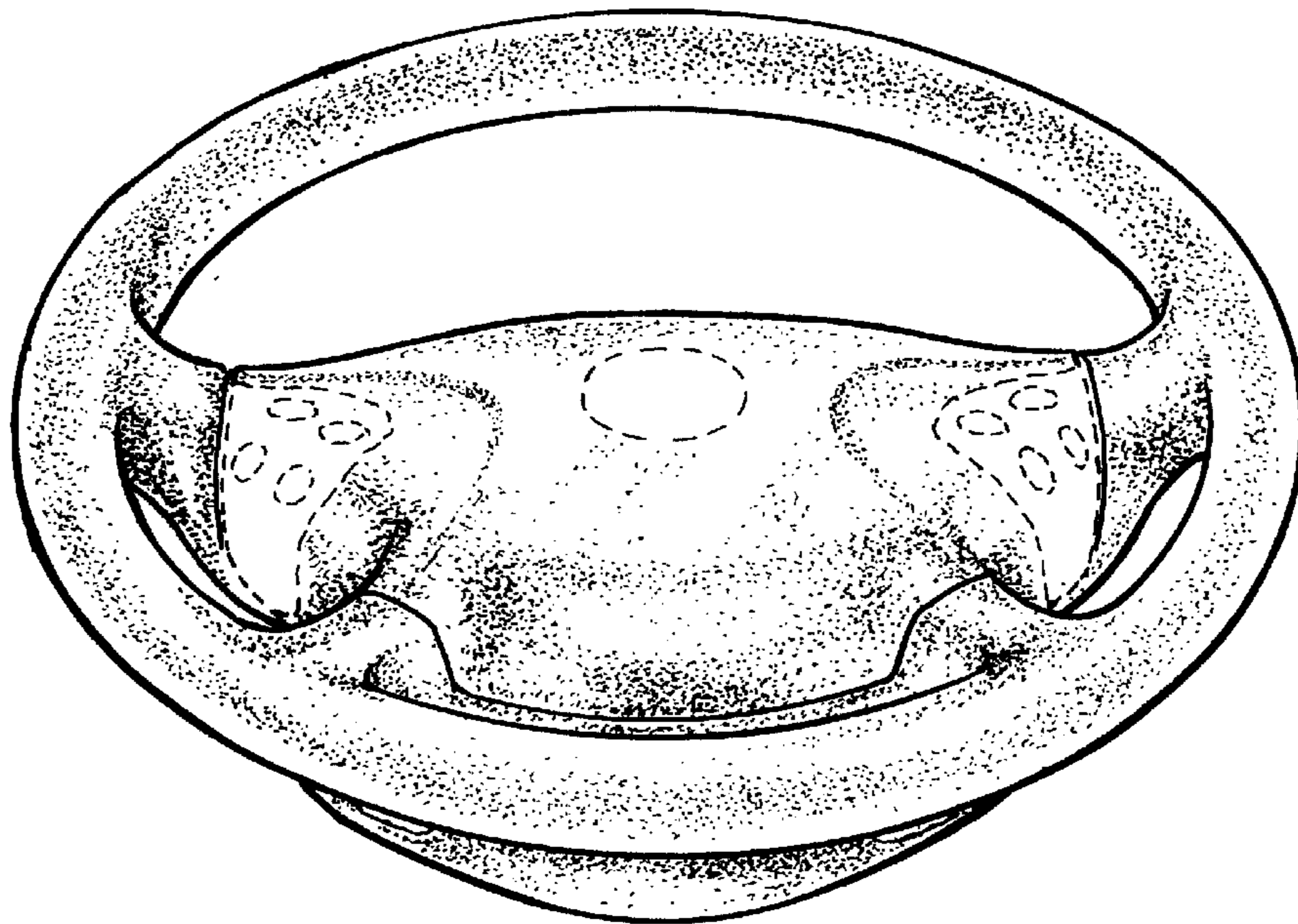


FIG. 2