



US00D466052S

(12) **United States Design Patent**
Abbott et al.

(10) **Patent No.:** **US D466,052 S**

(45) **Date of Patent:** **** Nov. 26, 2002**

(54) **AUTOMOBILE BODY**

(75) Inventors: **Glenn W Abbott**, West Bloomfield, MI (US); **David C McKinnon**, Bloomfield, MI (US); **Darrel L Morley**, Grosse Pointe Woods, MI (US); **Joseph S Dehner**, Bloomfield, MI (US); **Eric Stoddard**, Rochester Hills, MI (US)

(73) Assignee: **DaimlerChrysler Corporation**, Auburn Hills, MI (US)

(**) Term: **14 Years**

(21) Appl. No.: **29/152,653**

(22) Filed: **Dec. 21, 2001**

(51) **LOC (7) Cl.** **12-08**

(52) **U.S. Cl.** **D12/91**

(58) **Field of Search** D12/90-92, 86;
296/185, 186

(56) **References Cited**

U.S. PATENT DOCUMENTS

D336,737 S	1/1993	Cannara	D12/91
D350,504 S	9/1994	Nixon	D12/91
D366,231 S	1/1996	Wagner et al.	D12/92
D413,081 S	8/1999	Nesbitt et al.	D12/91

D413,837 S	9/1999	Carlson et al.	D12/92	
D419,486 S	1/2000	Crain et al.	D12/91	
D420,939 S	2/2000	Faurote et al.	D12/91	
D454,521 S	*	3/2002	Allen	D12/91
D456,310 S	*	4/2002	Okonkwo	D12/86

* cited by examiner

Primary Examiner—Melody N. Brown

(74) *Attorney, Agent, or Firm*—Ralph E. Smith

(57) **CLAIM**

The ornamental design for an automobile body, as shown and described.

DESCRIPTION

FIG. 1 is a left side view of an automobile body showing our new design.

FIG. 2 is a right side perspective view thereof.

FIG. 3 is a front view thereof.


FIG. 4 is a rear view thereof.

FIG. 5 is a front perspective view thereof; and,

FIG. 6 is a rear perspective view thereof.

It will be understood that the top is plain and unornamental and further that the broken line shown throughout the drawings is for illustration only, forming no part of the claimed design.

1 Claim, 5 Drawing Sheets



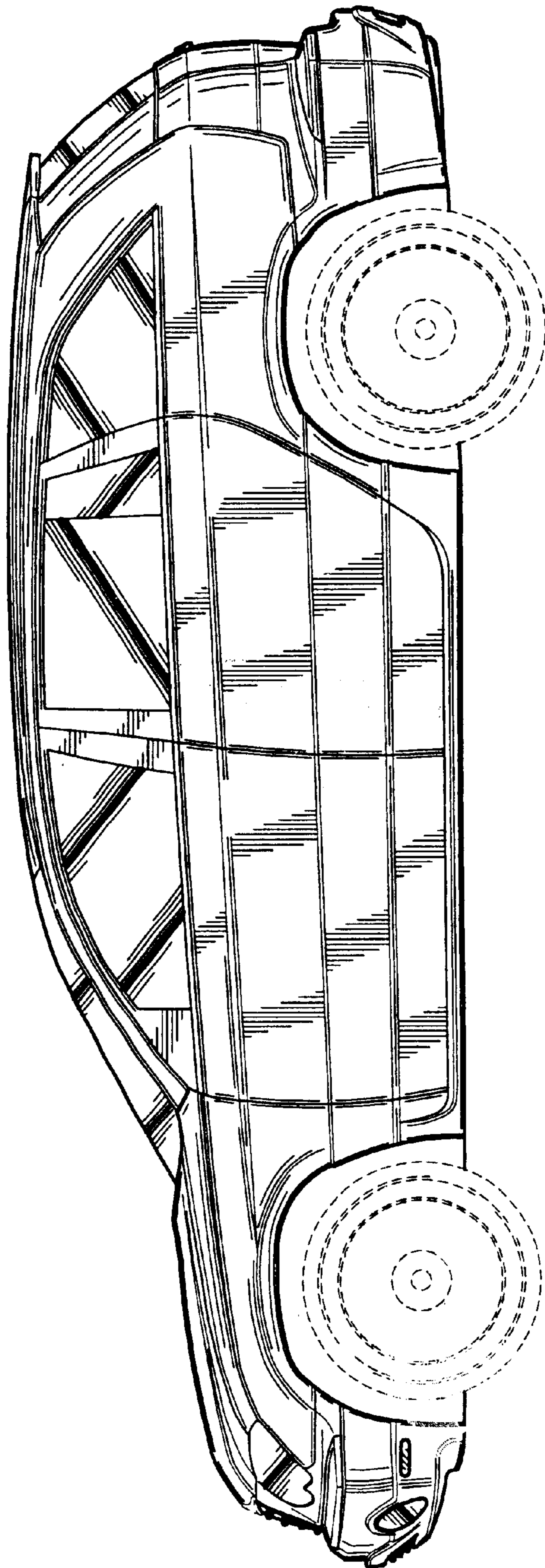


Figure - 1

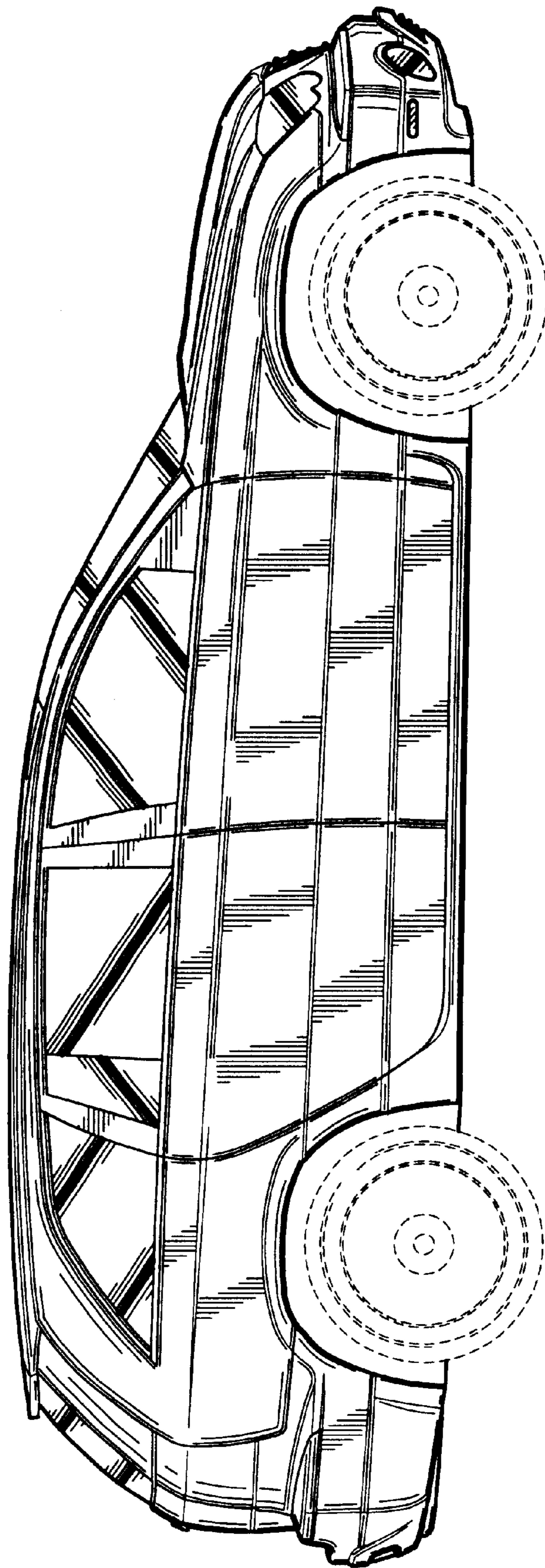


Figure - 2




Figure - 3




Figure - 4

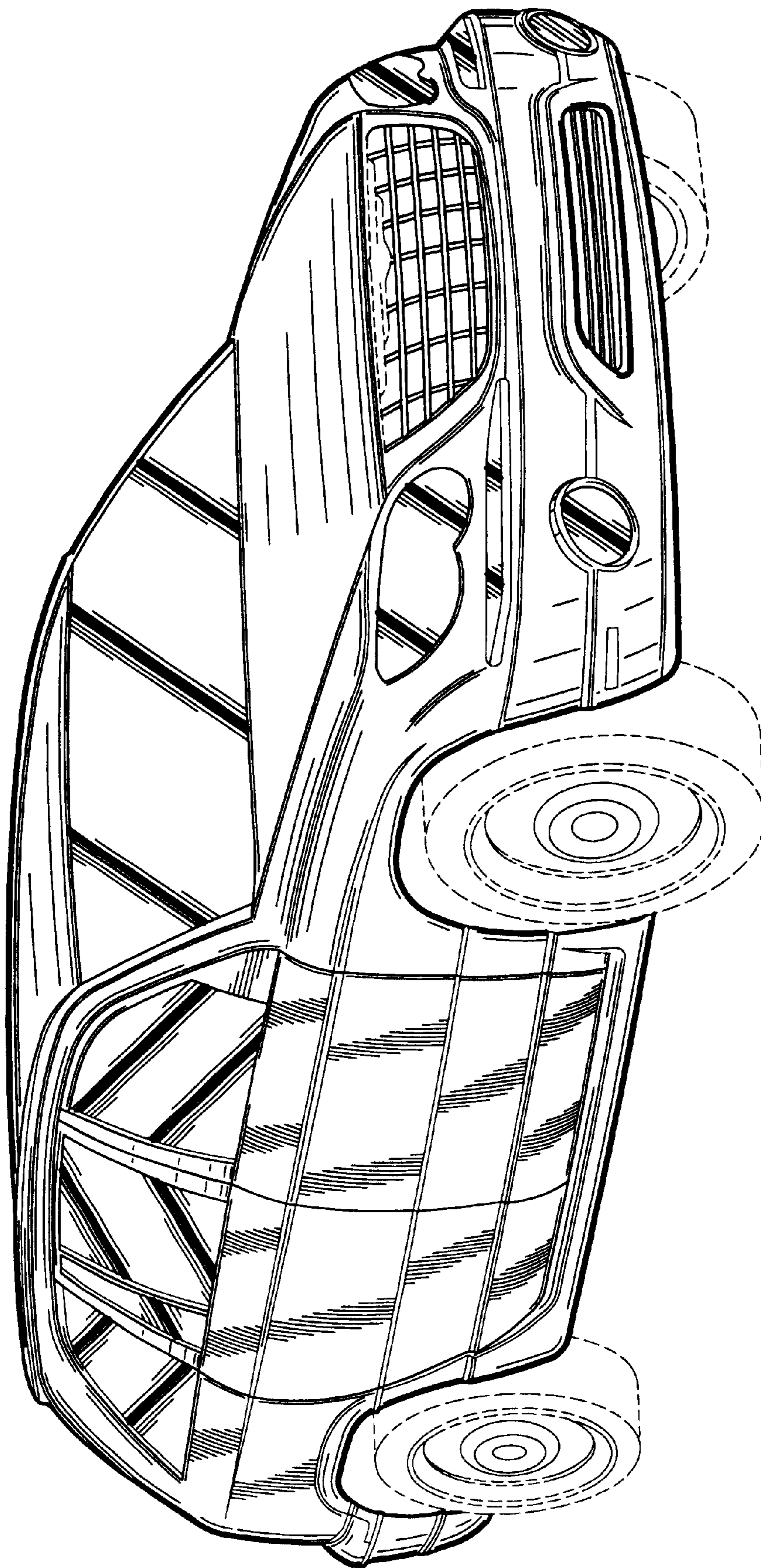


Figure - 5

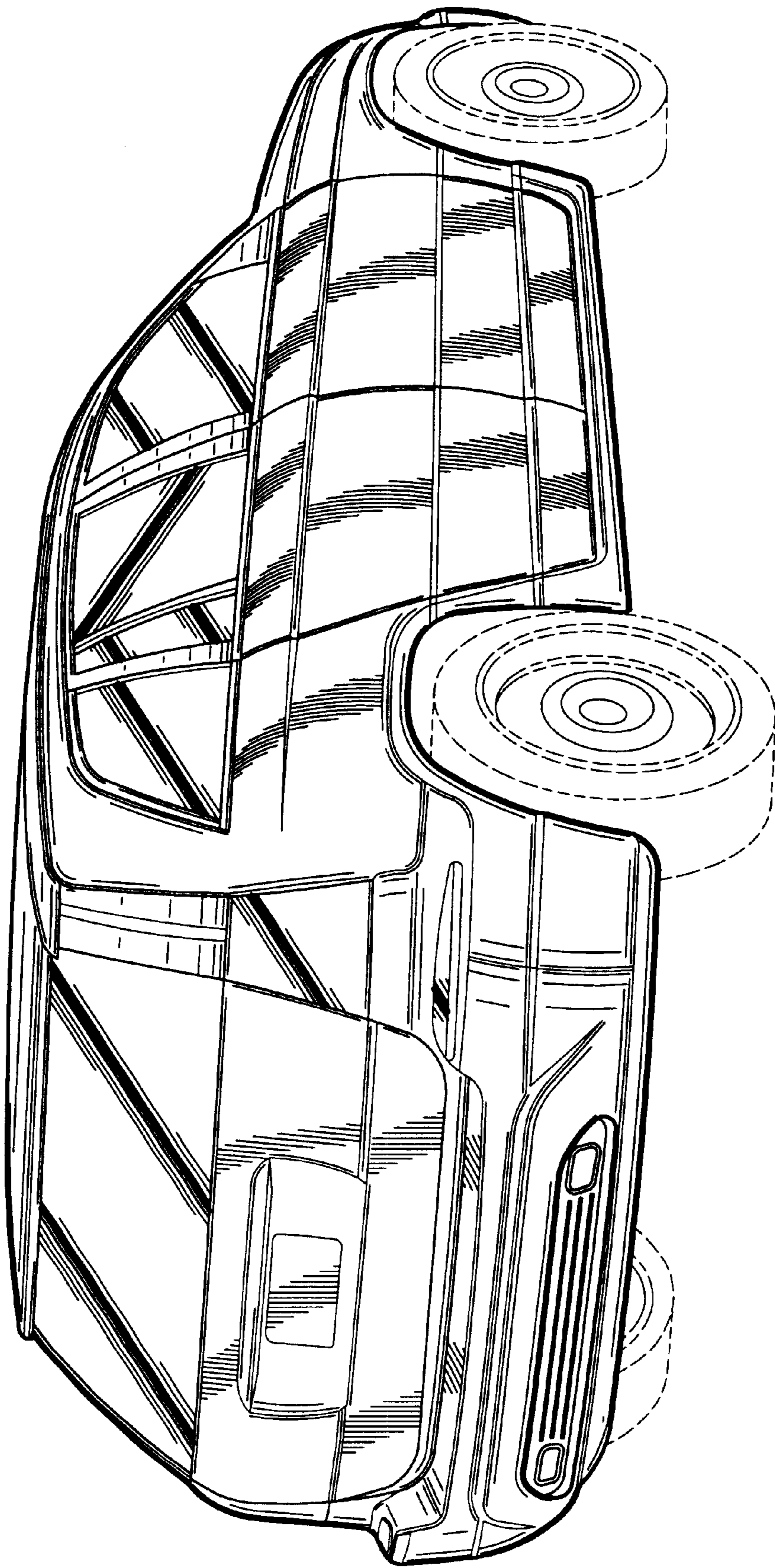


Figure - 6