



US00D466050S

(12) **United States Design Patent**
Forey et al.

(10) **Patent No.:** **US D466,050 S**

(45) **Date of Patent:** **** Nov. 26, 2002**

(54) **BUS FRONT PORTION**

(75) Inventors: **Charles Forey**, Decines (FR); **Bruno Tessier**, Cholet (FR)

(73) Assignee: **Irisbus France (Societe Anonyme)**, Venissieux (FR)

(**) Term: **14 Years**

(21) Appl. No.: **29/149,372**

(22) Filed: **Oct. 9, 2001**

(30) **Foreign Application Priority Data**

Apr. 12, 2001 (XH) DM/055 897

(51) **LOC (7) Cl.** **12-08**

(52) **U.S. Cl.** **D12/84**

(58) **Field of Search** D12/84, 82; 296/178

(56) **References Cited**

U.S. PATENT DOCUMENTS

D268,997 S * 5/1983 Dubernard D12/84

D305,623 S * 1/1990 Gallitzendoerfer et al. .. D12/84

D376,562 S * 12/1996 Sealy et al. D12/84

D442,888 S * 5/2001 Papke et al. D12/84

* cited by examiner

Primary Examiner—Melody N. Brown

(74) *Attorney, Agent, or Firm*—Ladas & Parry

(57) **CLAIM**

The ornamental design for a bus front portion, substantially as shown.

DESCRIPTION

FIG. 1 is a front view of our new design relating to a bus front portion;

FIG. 2 is a right side view thereof;


FIG. 3 is a left side view thereof;

FIG. 4 is a perspective right side view thereof;

FIG. 5 is a perspective left side view thereof; and,

FIG. 6 is a top plan view in perspective thereof.

1 Claim, 6 Drawing Sheets






FIGURE 1




FIGURE 2




FIGURE 3




FIGURE 4




FIGURE 5




FIGURE 6