



US00D466039S

(12) **United States Design Patent**
Chimenti

(10) **Patent No.:** **US D466,039 S**

(45) **Date of Patent:** **** Nov. 26, 2002**

(54) **ORNAMENTAL CHAIN**

(75) **Inventor:** **Luca Chimenti, Arezzo (IT)**

(73) **Assignee:** **Lord-Lavorazione Preziosi S.N.C. Di Luca Chimenti & C., Arezzo (IT)**

(**) **Term:** **14 Years**

(21) **Appl. No.:** **29/145,946**

(22) **Filed:** **Aug. 2, 2001**

(30) **Foreign Application Priority Data**

Apr. 3, 2001 (XH) DM/055 528

(51) **LOC (7) Cl.** **11-01**

(52) **U.S. Cl.** **D11/13**

(58) **Field of Search** D11/1-25, 93,
D11/94; 59/78-84; 63/1.1-5.2; D10/32;
224/175

(56) **References Cited**

U.S. PATENT DOCUMENTS

- D109,736 S * 5/1938 Sand D11/93
- D201,566 S * 7/1965 Anderson D11/13
- D334,546 S * 4/1993 Bichi D11/13
- D335,470 S * 5/1993 Gradi D11/13
- D337,068 S * 7/1993 Bichi D11/6

- D342,215 S * 12/1993 Bichi D11/6
- D394,614 S * 5/1998 Rozenwasser D11/13
- D441,311 S * 5/2001 Thomas et al. D11/3

* cited by examiner

Primary Examiner—Ralf Seifert

(74) *Attorney, Agent, or Firm*—Young & Thompson

(57) **CLAIM**

The design for a ornamental chain, as shown and described.


DESCRIPTION

Said chain is used to produce ornamental jewelry articles. FIG. 1 is a plan view of a portion of the chain ; FIG. 2 is a side elevation view of the chain of FIG. ; FIG. 3 is a front view of one link with which the chain of FIG. 1 is realized; and, FIGS. 4 and 5 are two side elevation views of the link of FIG. 3.

Said chain is a structure with oblong annular links which are concatenate in a fanciful interlacing that making the links to look like as staggered strips which converge to the median of the chain.

The two different front views, top and bottom, and the two different side elevation views of said chain are identical between them.

1 Claim, 1 Drawing Sheet






Fig. 1




Fig. 2




Fig. 3




Fig. 4



Fig. 5