



US00D466033S

(12) **United States Design Patent**
Dubarry

(10) **Patent No.:** **US D466,033 S**

(45) **Date of Patent:** **** Nov. 26, 2002**

(54) **WATCH**

D395,405 S * 6/1998 Brzezinski D10/32
6,185,160 B1 * 2/2001 Tsuda 368/67

(76) Inventor: **Franck Dubarry**, 2915 Biscayne Blvd.,
#303, Miami, FL (US) 33137

* cited by examiner

(**) Term: **14 Years**

Primary Examiner—Nelson C. Holtje
(74) *Attorney, Agent, or Firm*—Robert L. Tucker

(21) Appl. No.: **29/149,783**

(57) **CLAIM**

(22) Filed: **Oct. 16, 2001**

The ornamental design for a watch, as shown and described.

(51) **LOC (7) Cl.** **10-02**

DESCRIPTION

(52) **U.S. Cl.** **D10/32**

(58) **Field of Search** D10/1-39, 122-132;
368/276-277, 285, 281-282; 224/168, 164,
178; D11/3-25; 63/1.11, 3, 5, 11


FIG. 1 is a perspective view;
FIG. 2 is a right side elevational view;
FIG. 3 is a left side elevational view;
FIG. 4 is a front elevational view;
FIG. 5 is a rear elevational view;
FIG. 6 is a top plan view; and,
FIG. 7 is a bottom plan view.

(56) **References Cited**

U.S. PATENT DOCUMENTS

D154,954 S * 8/1949 Reinstein D11/14
D310,174 S * 8/1990 Jacobi et al. D10/32
D380,162 S * 6/1997 Chan et al. D10/32

1 Claim, 5 Drawing Sheets



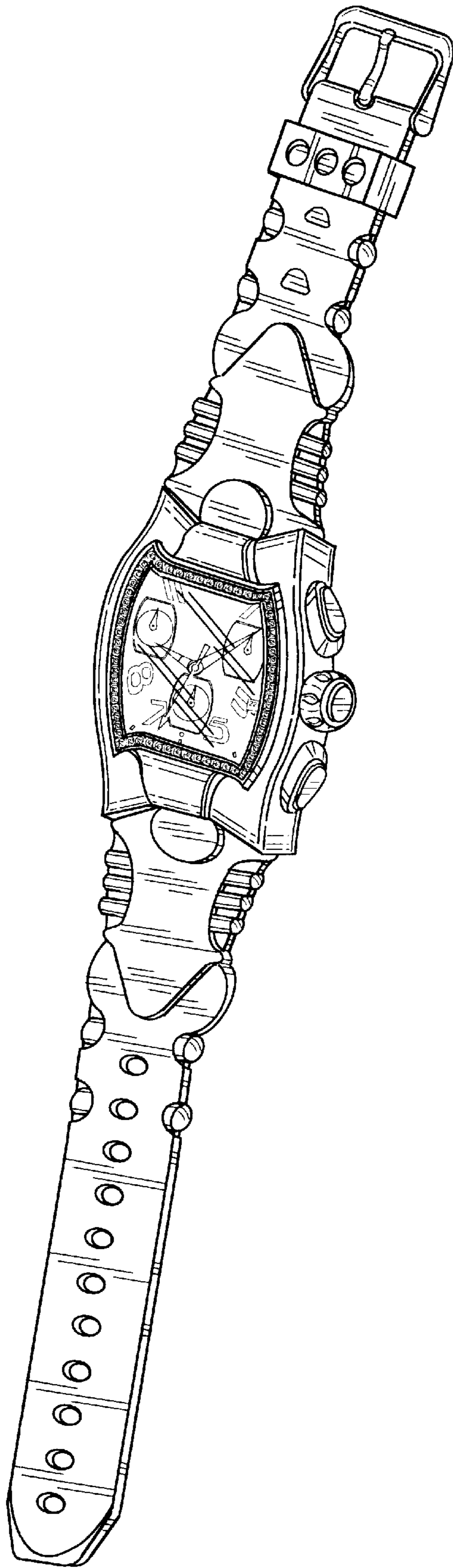


FIG. 1

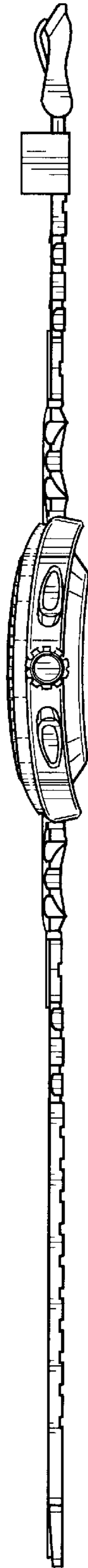


FIG. 2

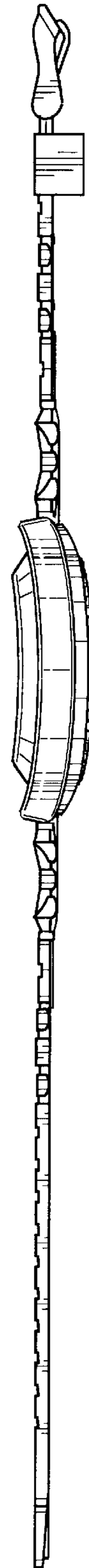


FIG. 3




FIG. 4

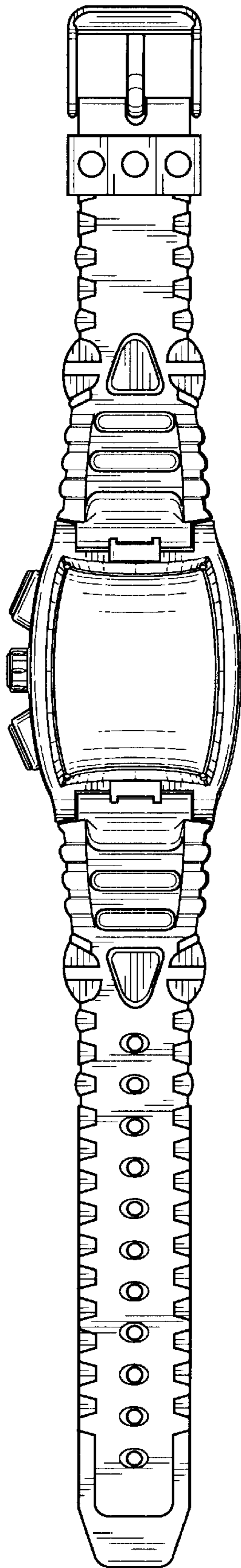


FIG. 5

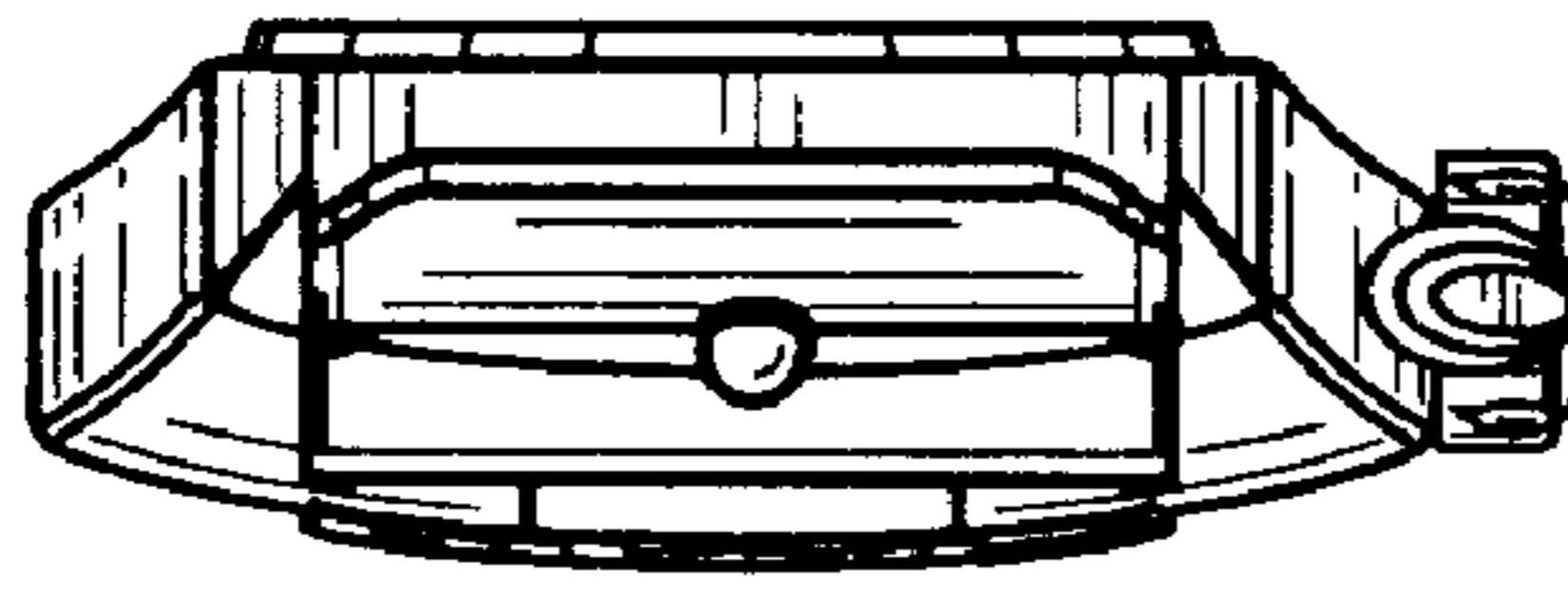


FIG. 6

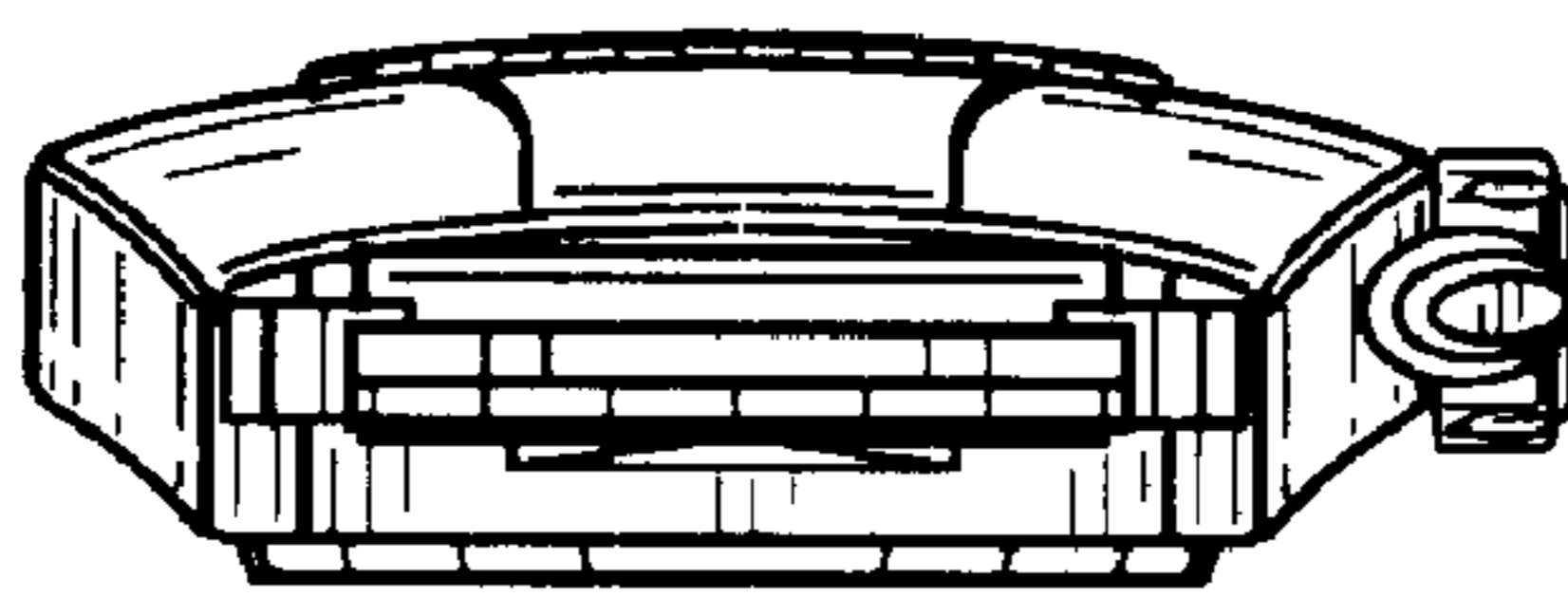


FIG. 7