



US00D466020S

(12) **United States Design Patent**  
**Crawford et al.**

(10) **Patent No.:** **US D466,020 S**

(45) **Date of Patent:** **\*\* Nov. 26, 2002**

(54) **CONTAINER**

(75) Inventors: **John C. Crawford**, Mahopac, NY  
(US); **Patrick Calello**, Roseland, NJ  
(US)

(73) Assignee: **Colgate Palmolive Co.**, New York, NY  
(US)

(\*\*) Term: **14 Years**

(21) Appl. No.: **29/162,420**

(22) Filed: **Jun. 14, 2002**

**Related U.S. Application Data**

(60) Continuation of application No. 29/152,267, filed on Dec. 13, 2001, now abandoned, which is a division of application No. 29/140,161, filed on Apr. 12, 2001, now Pat. No. Des. 459,231.

(51) **LOC (7) Cl.** ..... **09-01**

(52) **U.S. Cl.** ..... **D9/530; D9/543; D9/571**

(58) **Field of Search** ..... D9/300, 449, 516,  
D9/520-523, 530-531, 539-540, 542-543,  
549, 552, 554, 556-558, 567, 571-575;  
215/381-385, 396, 398

(56) **References Cited**

**U.S. PATENT DOCUMENTS**

3,152,710 A \* 10/1964 Platte ..... 215/384  
D207,744 S \* 5/1967 Olson ..... D9/542

D217,331 S \* 4/1970 Bernhard ..... D9/542  
D229,543 S \* 12/1973 Weckman ..... D9/542  
D324,999 S \* 3/1992 Zogg et al. .... D9/542  
5,201,440 A \* 4/1993 Gross ..... 222/153.07  
D337,948 S \* 8/1993 Reif ..... D9/543  
D356,505 S \* 3/1995 Gonda et al. .... D9/543  
D357,187 S \* 4/1995 Sherman ..... D9/540  
D399,431 S \* 10/1998 Baschmakoff ..... D9/540  
D425,797 S \* 5/2000 Crawford ..... D9/543  
D440,879 S \* 4/2001 Cummings ..... D9/543  
D459,232 S \* 6/2002 Crawford et al. .... D9/530

\* cited by examiner

*Primary Examiner*—Ted Shooman

*Assistant Examiner*—Carol Rademaker

(74) *Attorney, Agent, or Firm*—Michael J. McGreal

(57) **CLAIM**

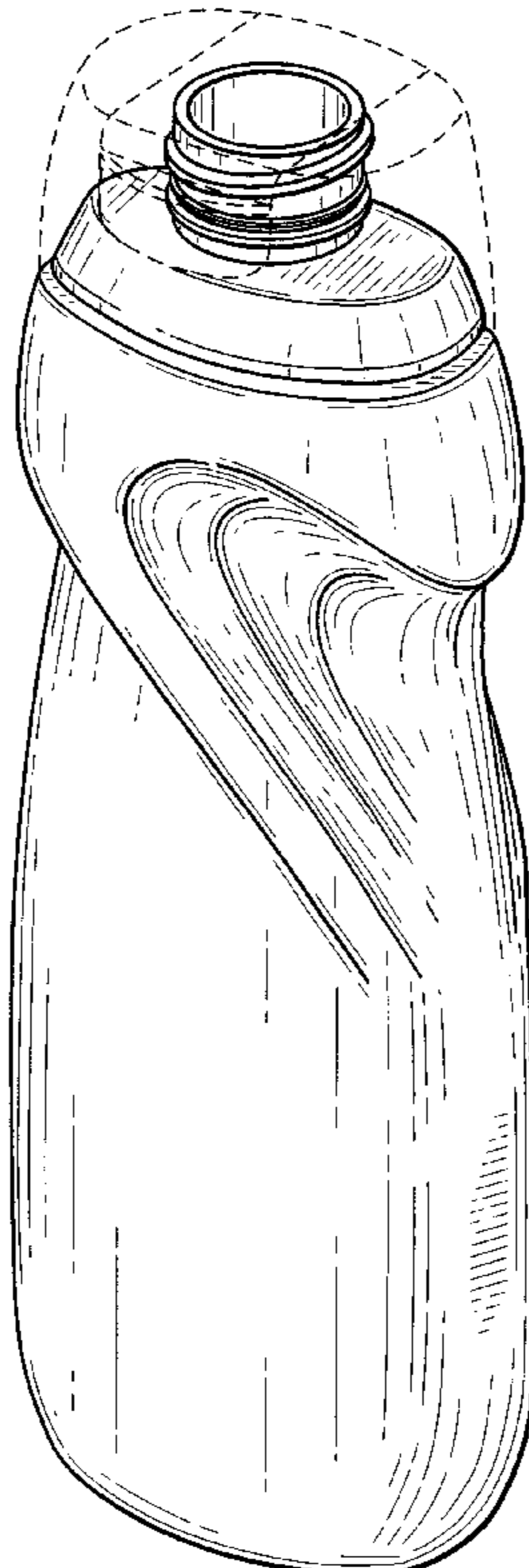
The ornamental design for a container, as shown and described.

**DESCRIPTION**

FIG. 1 is a perspective view of the container of our design.  
FIG. 2 is a front elevation view thereof.  
FIG. 3 is a rear elevation view thereof.  
FIG. 4 is a left side elevation view thereof.  
FIG. 5 is a right side elevation view thereof; and,  
FIG. 6 is a top plan view thereof.

The broken line showing of a closure is for illustrative purposes only and forms no part of the claimed design.

**1 Claim, 6 Drawing Sheets**



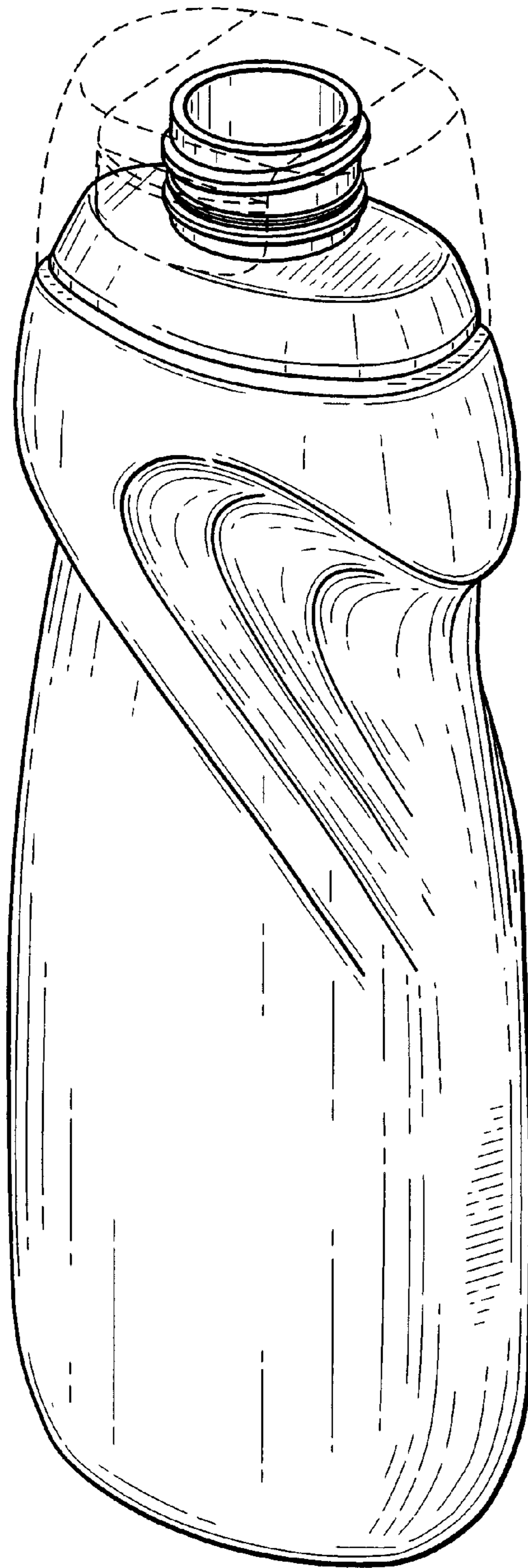


FIG. 1

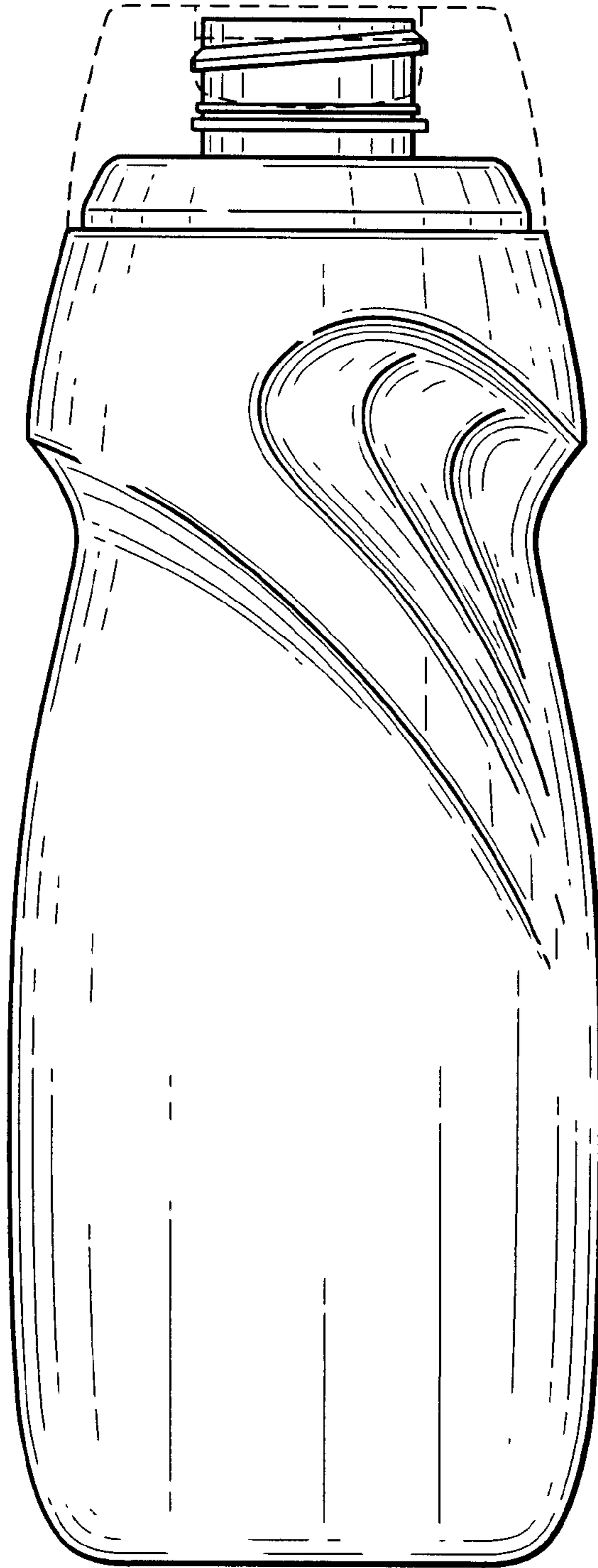


FIG. 2

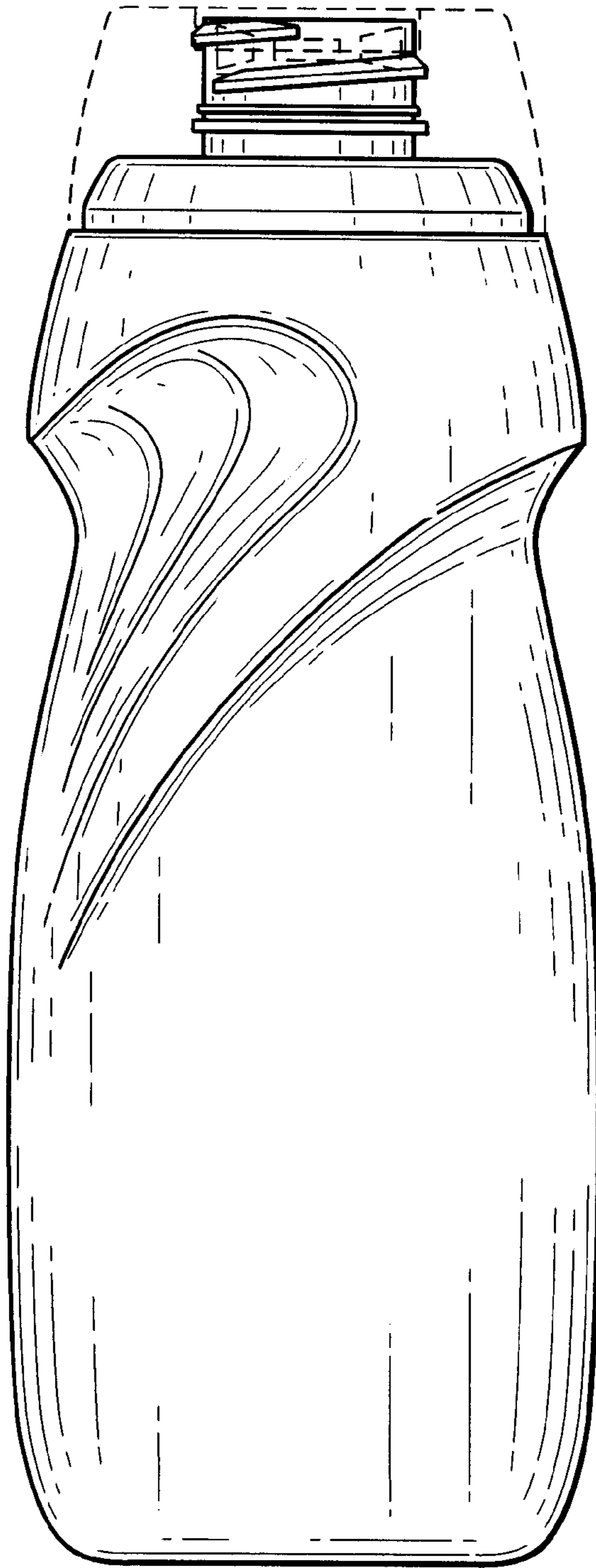


FIG. 3




FIG. 4

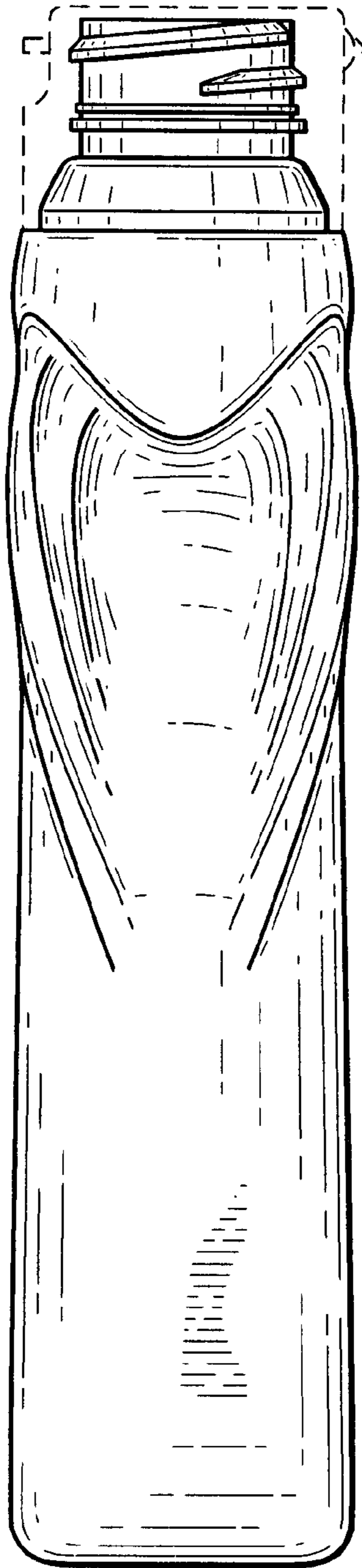


FIG. 5

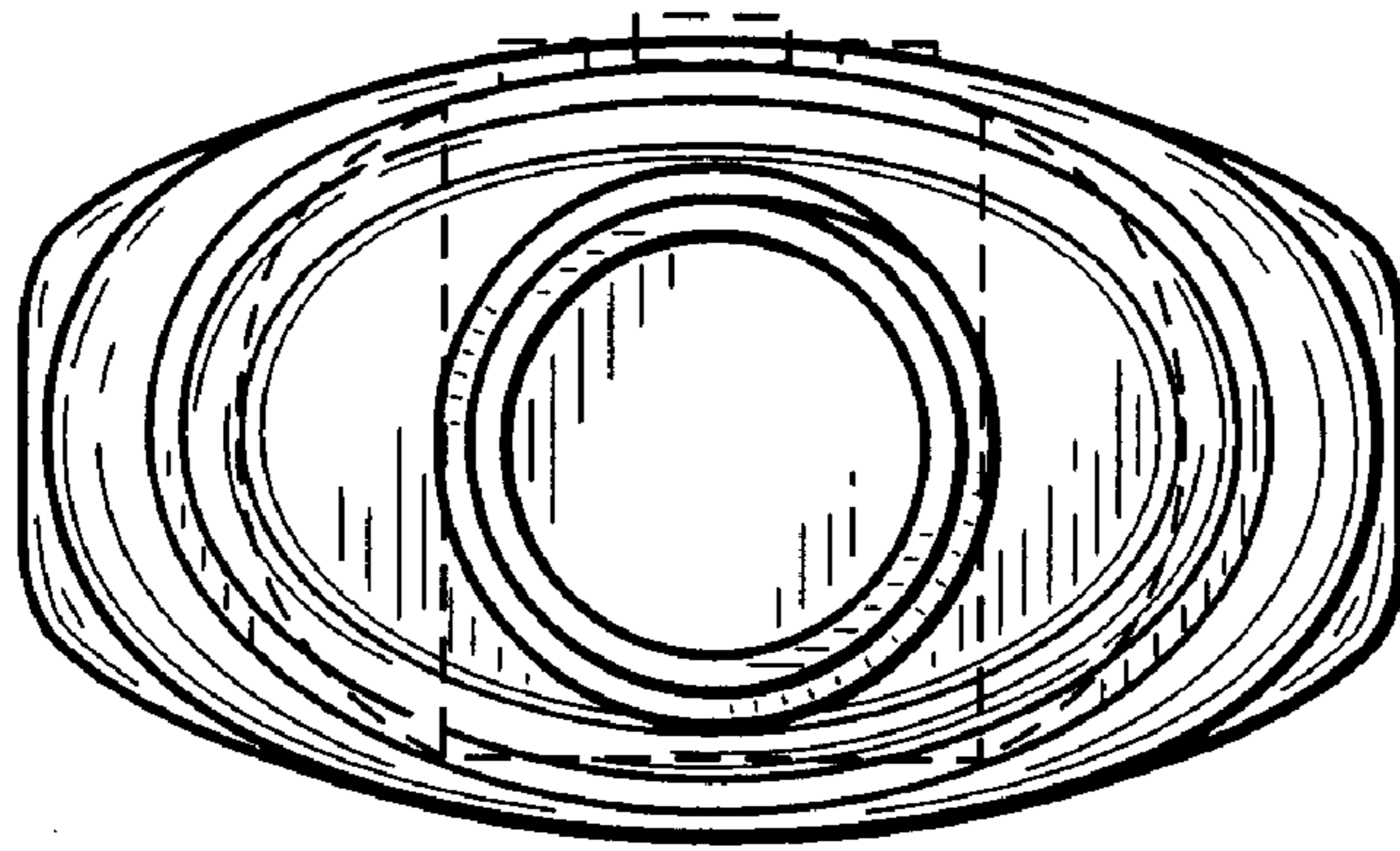


FIG. 6