



US00D466016S

(12) **United States Design Patent**  
**Serrano et al.**

(10) **Patent No.:** **US D466,016 S**

(45) **Date of Patent:** **\*\* Nov. 26, 2002**

(54) **SHOULDER AND CLOSURE FOR A TUBE**

(75) Inventors: **Byron Serrano**, Cali (CO); **Ramon Paez**, Cali (CO); **Felix Galindez**, Cali (CO); **Wilson Olave**, Cali (CO); **Erick Sinisterra**, Cali (CO)

(73) Assignee: **Colgate Palmolive Co.**, New York, NY (US)

(\*\*) Term: **14 Years**

(21) Appl. No.: **29/145,152**

(22) Filed: **Jul. 17, 2001**

(51) **LOC (7) Cl.** ..... **09-07**

(52) **U.S. Cl.** ..... **D9/442; D9/449**

(58) **Field of Search** ..... D9/302, 306, 435, D9/436, 442, 447, 449; 220/810, 837

(56) **References Cited**

**U.S. PATENT DOCUMENTS**

- 1,958,466 A \* 5/1934 Boyd ..... 220/837
- 2,091,246 A \* 8/1937 Honeyman ..... 220/810
- 2,168,822 A \* 8/1939 Fink ..... 220/837
- D217,327 S \* 4/1970 Swift ..... D9/450

- D223,900 S \* 6/1972 Douglas et al. .... D9/447
- D350,691 S \* 9/1994 Simion ..... D9/306
- D371,066 S \* 6/1996 Hiro ..... D9/302
- D438,799 S \* 3/2001 Anderson ..... D9/449

\* cited by examiner

*Primary Examiner*—Dominic Simone

(74) *Attorney, Agent, or Firm*—Michael J. McGreal

(57) **CLAIM**

The ornamental design for a shoulder and closure for a tube, as shown and described.

**DESCRIPTION**

FIG. 1 is a perspective view of our design of the shoulder and closure for a tube.

FIG. 2 is a right side elevation view thereof.

FIG. 3 is a rear elevation view thereof.

FIG. 4 is a left side elevation view thereof.

FIG. 5 is a front elevation view thereof.


FIG. 6 is a top plan view thereof.

FIG. 7 is a bottom plan view thereof; and,

FIG. 8 is a perspective view thereof with the closure opened.

The broken line drawing of a tube is for illustrative purposes only and forms no part of the claimed design.

**1 Claim, 5 Drawing Sheets**






FIG. 1




FIG. 2




FIG. 3




FIG. 4




FIG. 5

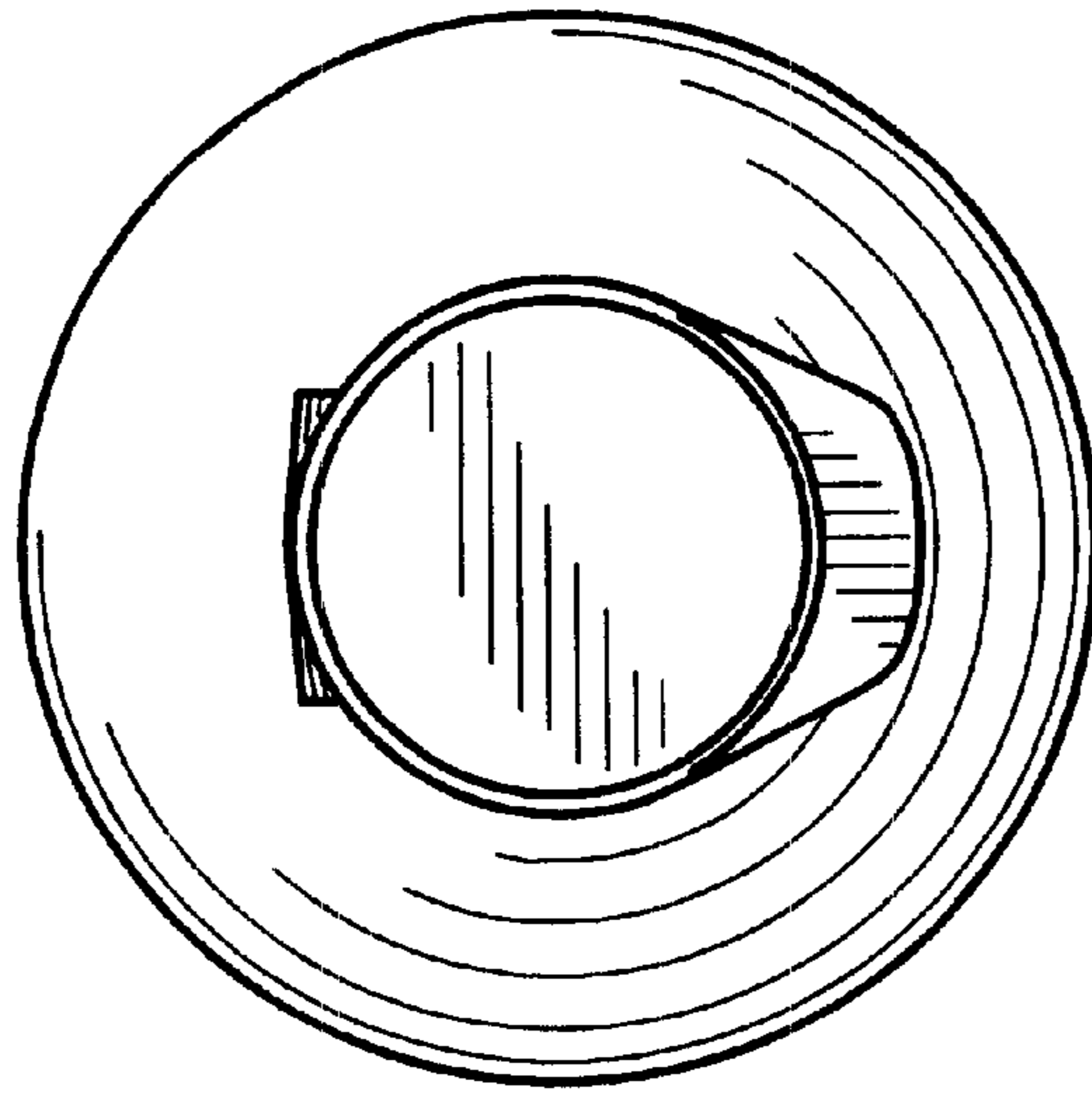


FIG. 6

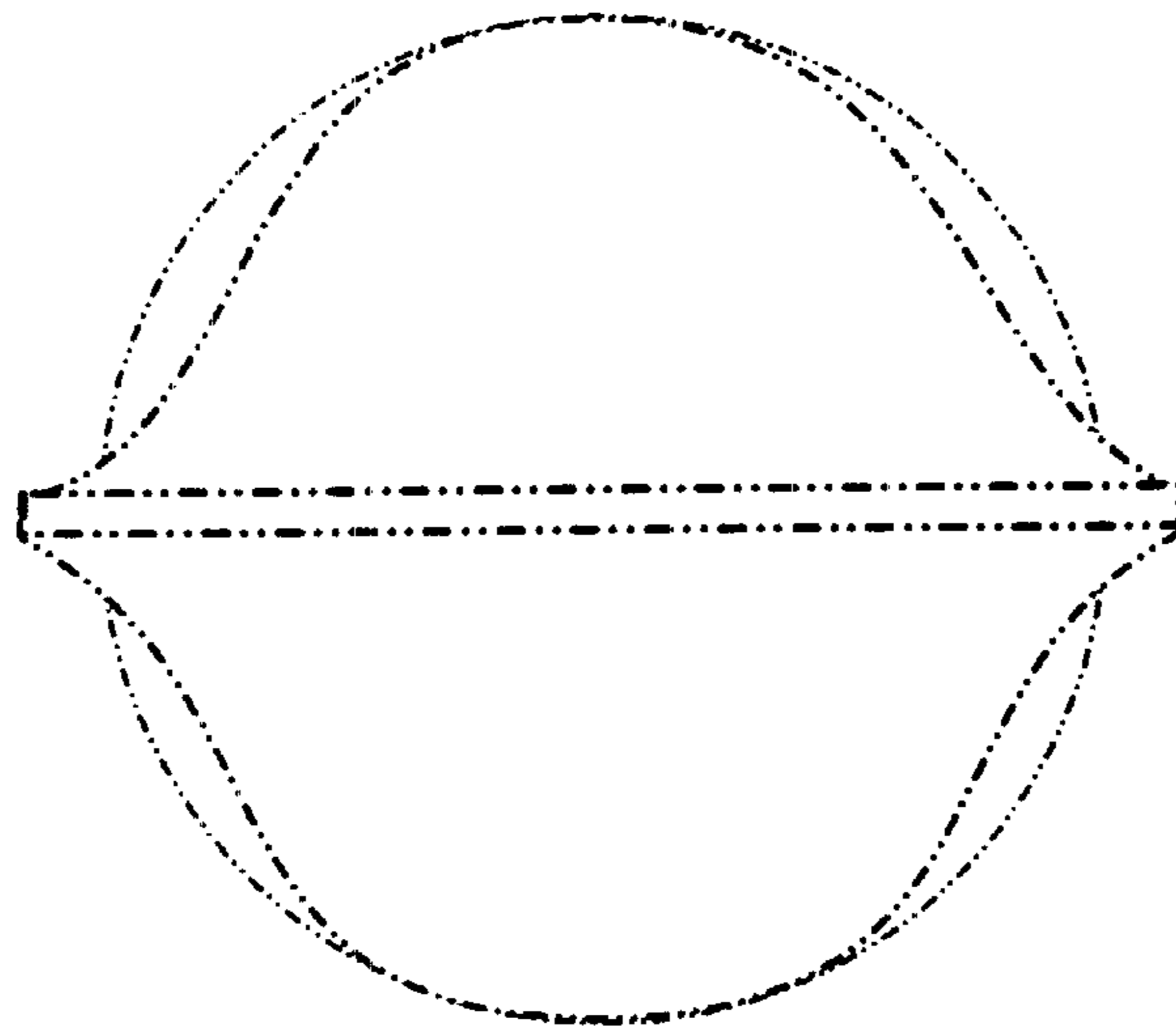


FIG. 7




FIG. 8