



US00D466012S

(12) **United States Design Patent**
Baker

(10) **Patent No.:** **US D466,012 S**

(45) **Date of Patent:** **** Nov. 26, 2002**

(54) **PACKAGE**

(75) **Inventor:** **Paul Joseph Baker**, Saylorsburg, PA (US)

(73) **Assignee:** **Mars, Incorporated**, McLean, VA (US)

(**) **Term:** **14 Years**

(21) **Appl. No.:** **29/152,620**

(22) **Filed:** **Dec. 27, 2001**

(51) **LOC (7) Cl.** **09-03**

(52) **U.S. Cl.** **D9/420; D9/424; D9/430; D9/416**

(58) **Field of Search** D9/420-424, 430, D9/428, 429, 337, 515, 416, 417, 544, 300, 302; 222/251, 502, 503, 566, 570, 572, 575, 480, 481; 220/810, 840, 836, 254, 259; 229/123.1, 201, 108, 116, 116.1

(56) **References Cited**

U.S. PATENT DOCUMENTS

D54,197 S	11/1919	Connor	
D58,373 S	7/1921	Hothersall	
D59,092 S	9/1921	Hothersall	
D59,106 S	9/1921	Hothersall	
D60,370 S	2/1922	Raynor	
D97,890 S	12/1935	Ballard	
3,217,949 A *	11/1965	Davis	222/480
3,872,996 A	3/1975	Dogliotti	220/254
3,964,609 A	6/1976	Perrella	206/540
4,047,660 A	9/1977	Bell et al.	206/620
4,095,712 A	6/1978	Perrella	220/254
D249,471 S	9/1978	Stern	D9/235
4,144,985 A	3/1979	Kinslow	220/254
4,194,632 A	3/1980	Dutcher	206/626

D272,419 S	1/1984	Persch	
D276,594 S	12/1984	Fahey et al.	D9/420
4,538,731 A	9/1985	Cillario	206/540
4,723,693 A *	2/1988	DeCoster	222/480
4,998,668 A *	3/1991	Rausing	229/123.1
D328,710 S *	8/1992	DeFlander	D9/417
D329,381 S *	9/1992	Klapwald	D9/515
5,273,177 A	12/1993	Campbell	220/281
5,636,732 A	6/1997	Gilels et al.	206/37
5,988,424 A	11/1999	Kovens	220/259
D422,509 S	4/2000	Luzzi et al.	D9/575
D434,979 S *	12/2000	Liu	D9/423
6,286,731 B1 *	9/2001	Lillelund	222/480
D451,385 S *	12/2001	Bryan et al.	D9/430

OTHER PUBLICATIONS

Two photographs of Nestlé "Chewy SweetTarts Minis" package (unknown date).

* cited by examiner

Primary Examiner—Prabhakar Deshmukh
(74) *Attorney, Agent, or Firm*—Fitzpatrick, Cella, Harper & Scinto

(57) **CLAIM**

The ornamental design for a package, as shown and described.

DESCRIPTION

FIG. 1 is a top perspective view of my package design; FIG. 2 is a side elevation view thereof; FIG. 3 is a front elevation view thereof; FIG. 4 is a rear elevation view thereof; FIG. 5 is a bottom plan view thereof; and, FIG. 6 is a top plan view thereof.

1 Claim, 2 Drawing Sheets

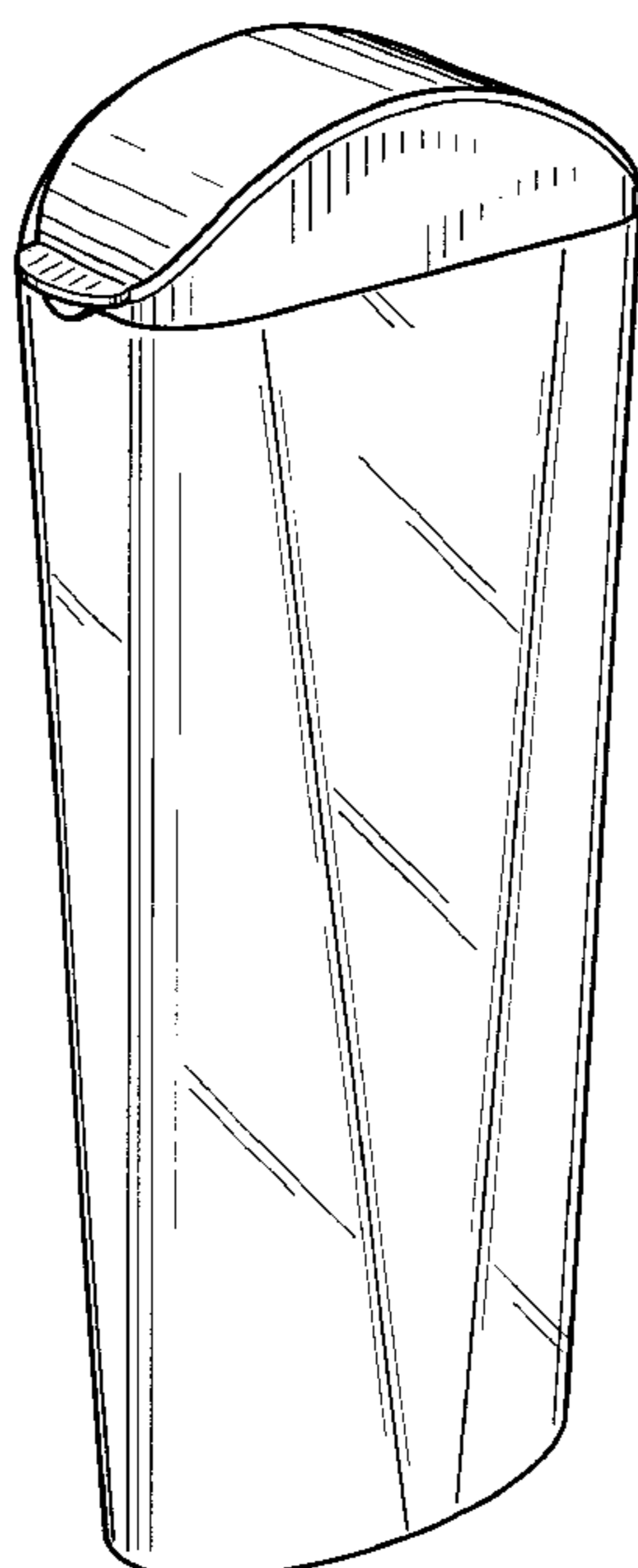


FIG. 2

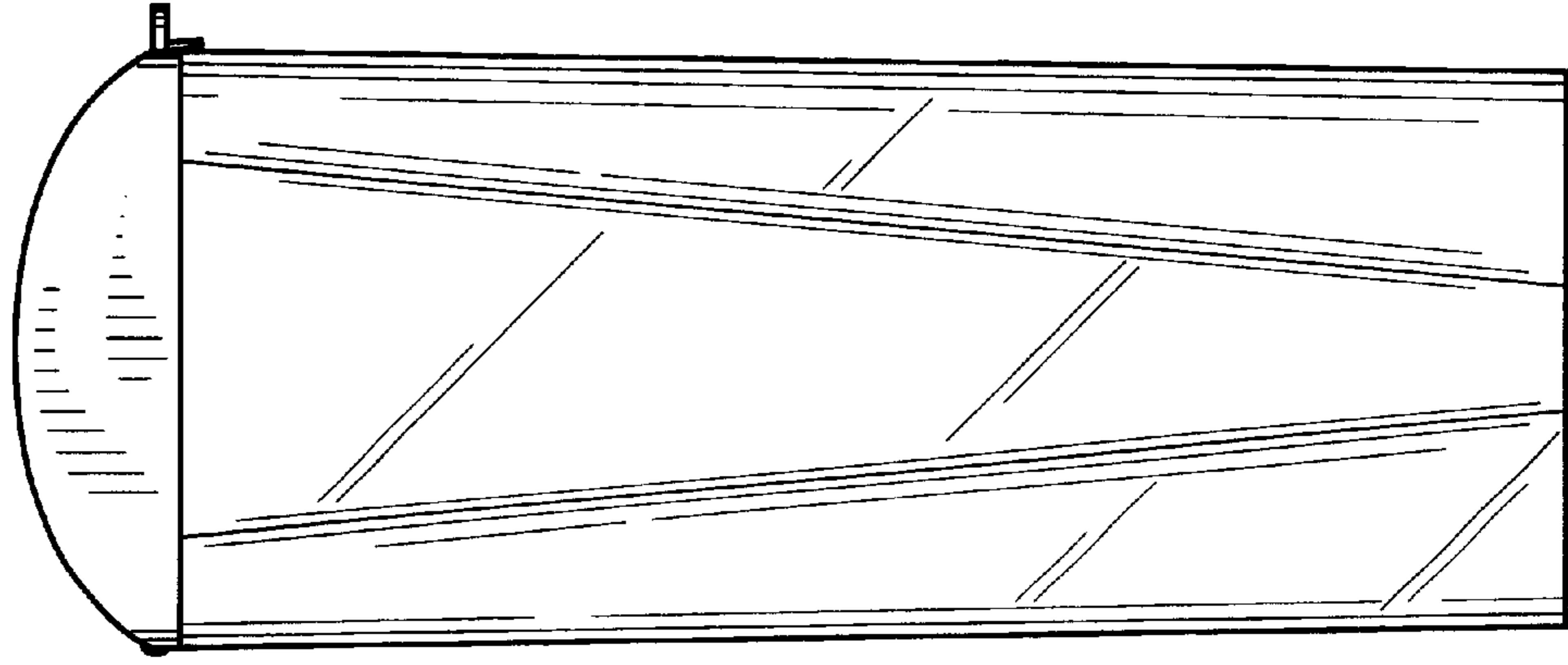
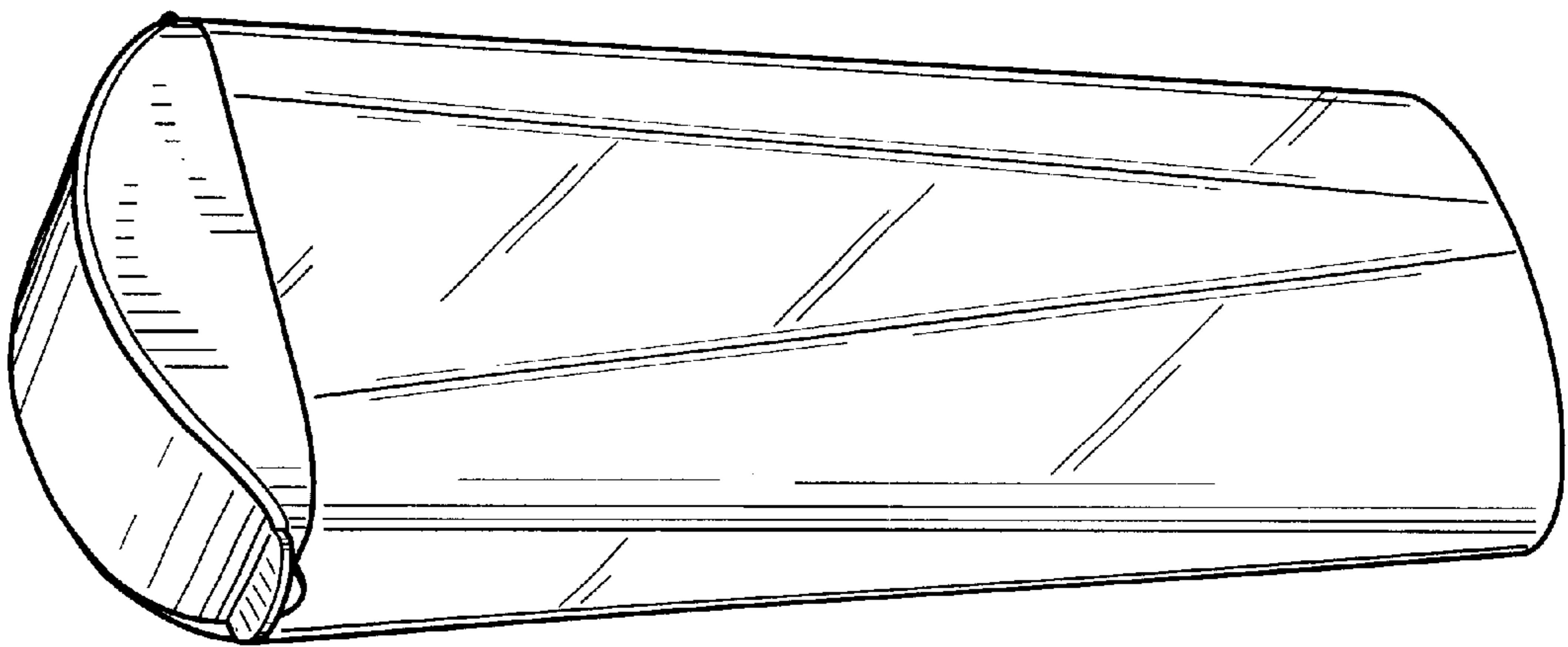


FIG. 1



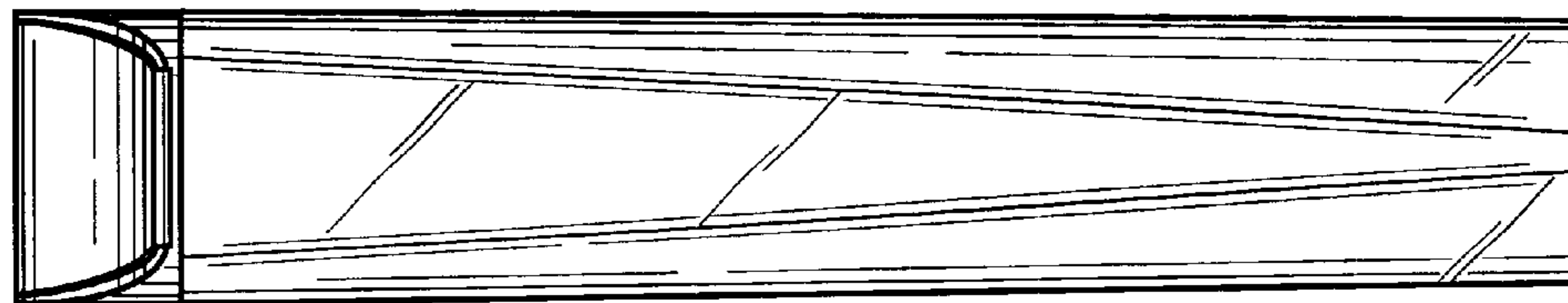


FIG. 4



FIG. 3

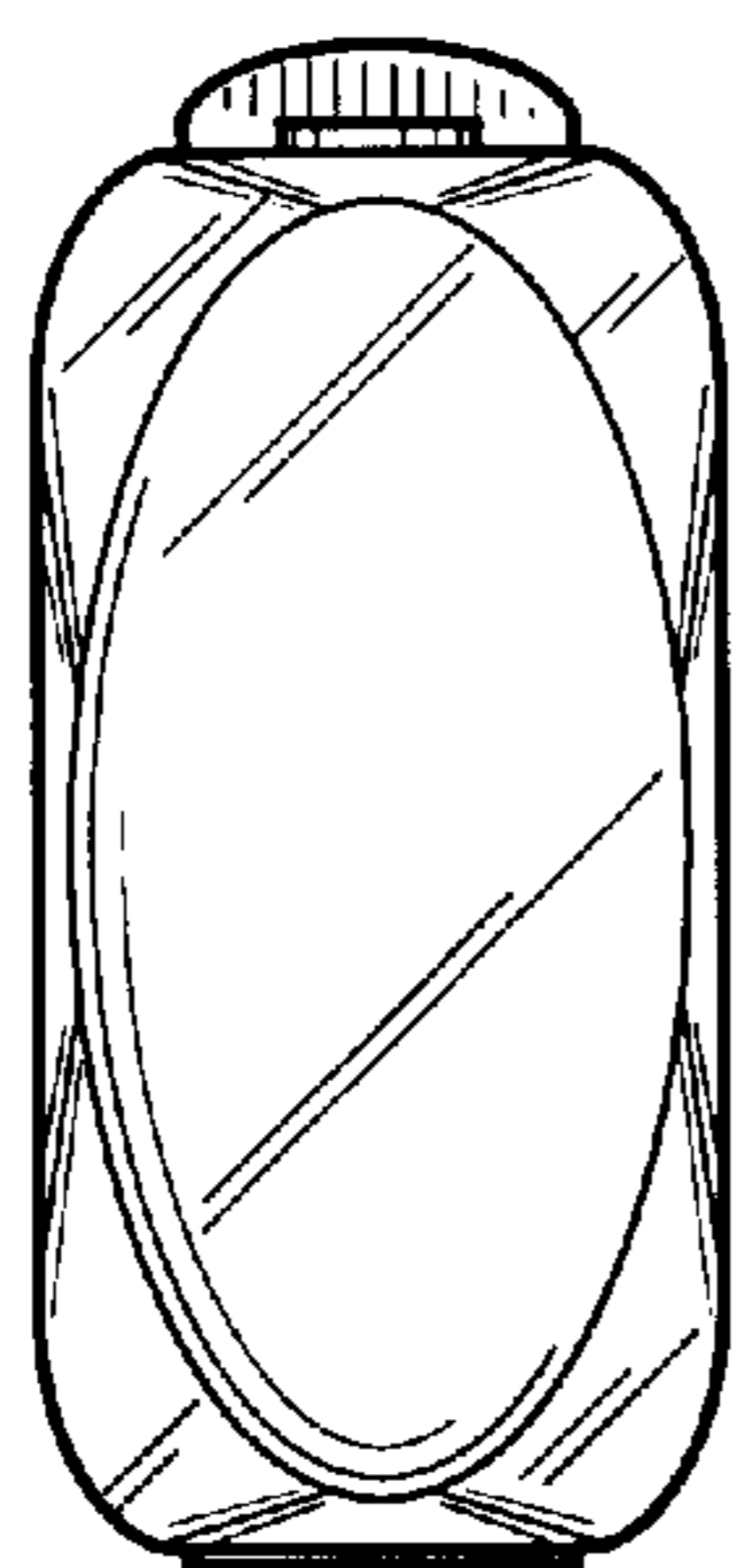


FIG. 5




FIG. 6