



US00D466007S

(12) **United States Design Patent**  
**Fabretti**

(10) **Patent No.:** **US D466,007 S**

(45) **Date of Patent:** **\*\* Nov. 26, 2002**

(54) **BOTTLE**

(75) **Inventor:** **Elisabetta Fabretti, Narni (IT)**

(73) **Assignee:** **Vetro Special Commerciale Italia Srl,  
Acquasparta (IT)**

(\*\*) **Term:** **14 Years**

(21) **Appl. No.:** **29/152,556**

(22) **Filed:** **Dec. 20, 2001**

(30) **Foreign Application Priority Data**

Jun. 27, 2001 (XH) ..... DM/056489

(51) **LOC (7) Cl.** ..... **09-01**

(52) **U.S. Cl.** ..... **D9/322**

(58) **Field of Search** ..... D9/322, 538-540,  
D9/549; D11/157; 206/457; 215/381-384,  
400

(56) **References Cited**

**U.S. PATENT DOCUMENTS**

D19,108 S \* 5/1889 Miller ..... D9/322 X

D99,916 S \* 6/1936 Smith ..... D9/322  
D188,135 S \* 6/1960 Koenig ..... D9/322 X  
D281,954 S \* 12/1985 Vogel ..... D9/322  
D438,817 S \* 3/2001 Reaver ..... D11/157

\* cited by examiner

*Primary Examiner*—Terry A. Wallace  
(74) *Attorney, Agent, or Firm*—Akin, Gump, Strauss,  
Hauer & Feld, L.L.P.

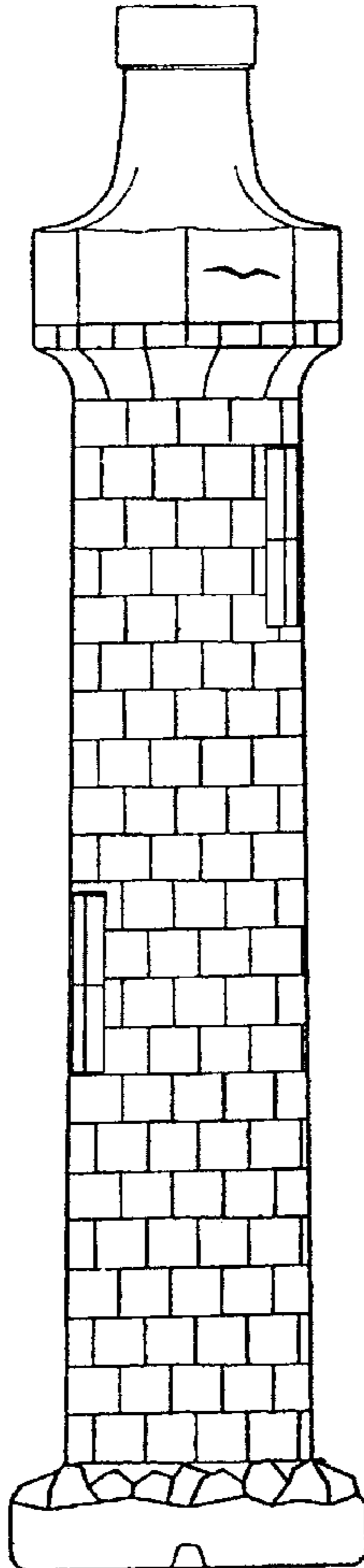
(57) **CLAIM**

The ornamental design for a bottle, as shown and described.

**DESCRIPTION**

FIG. 1 is a front elevational view in accordance with my new design;  
FIG. 2 is a left side elevational view thereof;  
FIG. 3 is a rear elevational view thereof;  
FIG. 4 is a right side elevational view thereof;  
FIG. 5 is a top plan view thereof; and,  
FIG. 6 is a bottom plan view thereof.

**1 Claim, 6 Drawing Sheets**



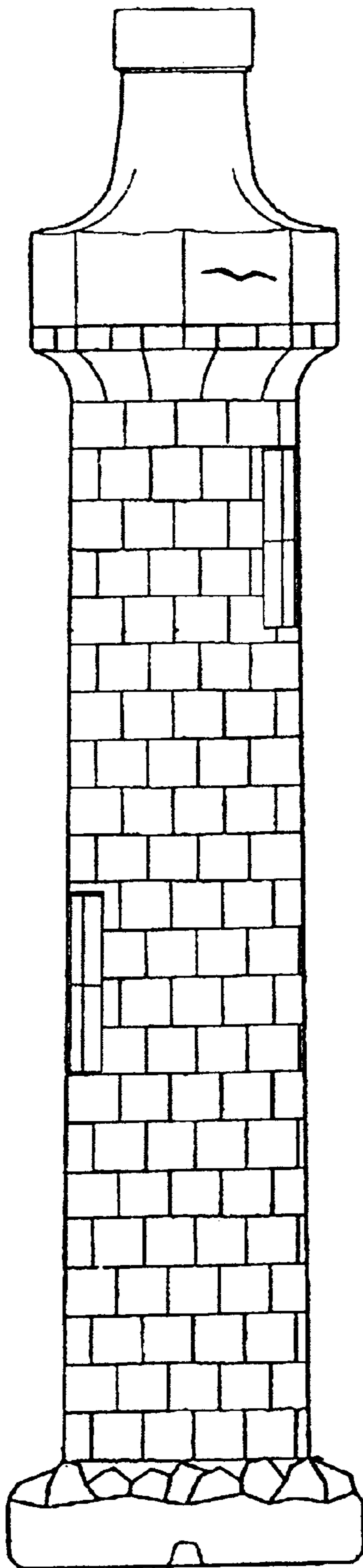


FIG. 1




FIG. 2

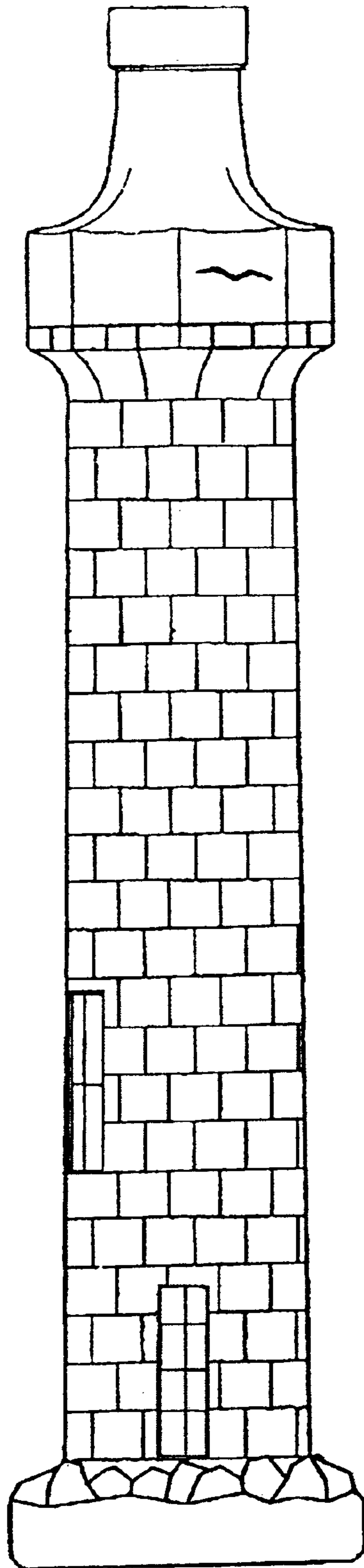


FIG. 3

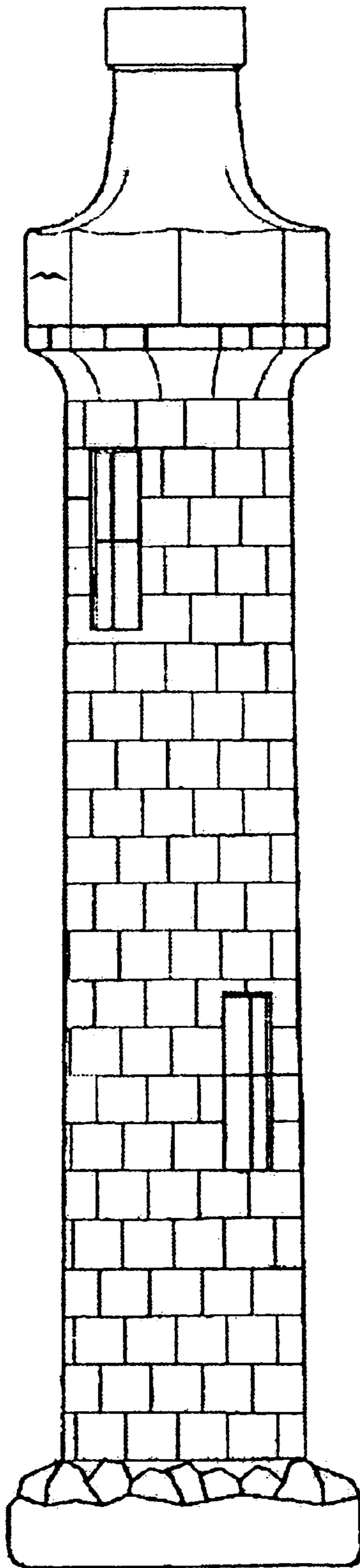


FIG. 4

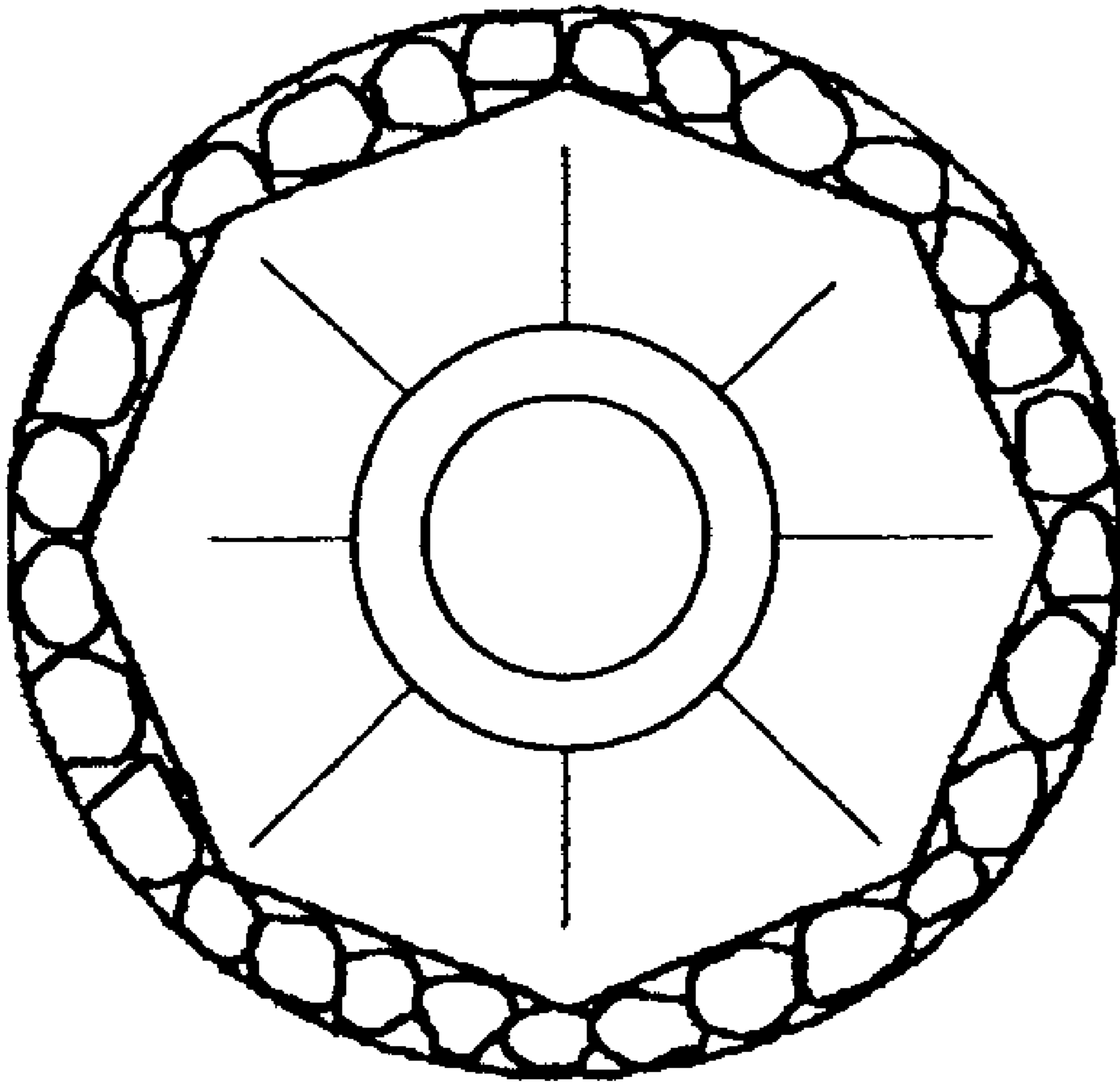


FIG. 5

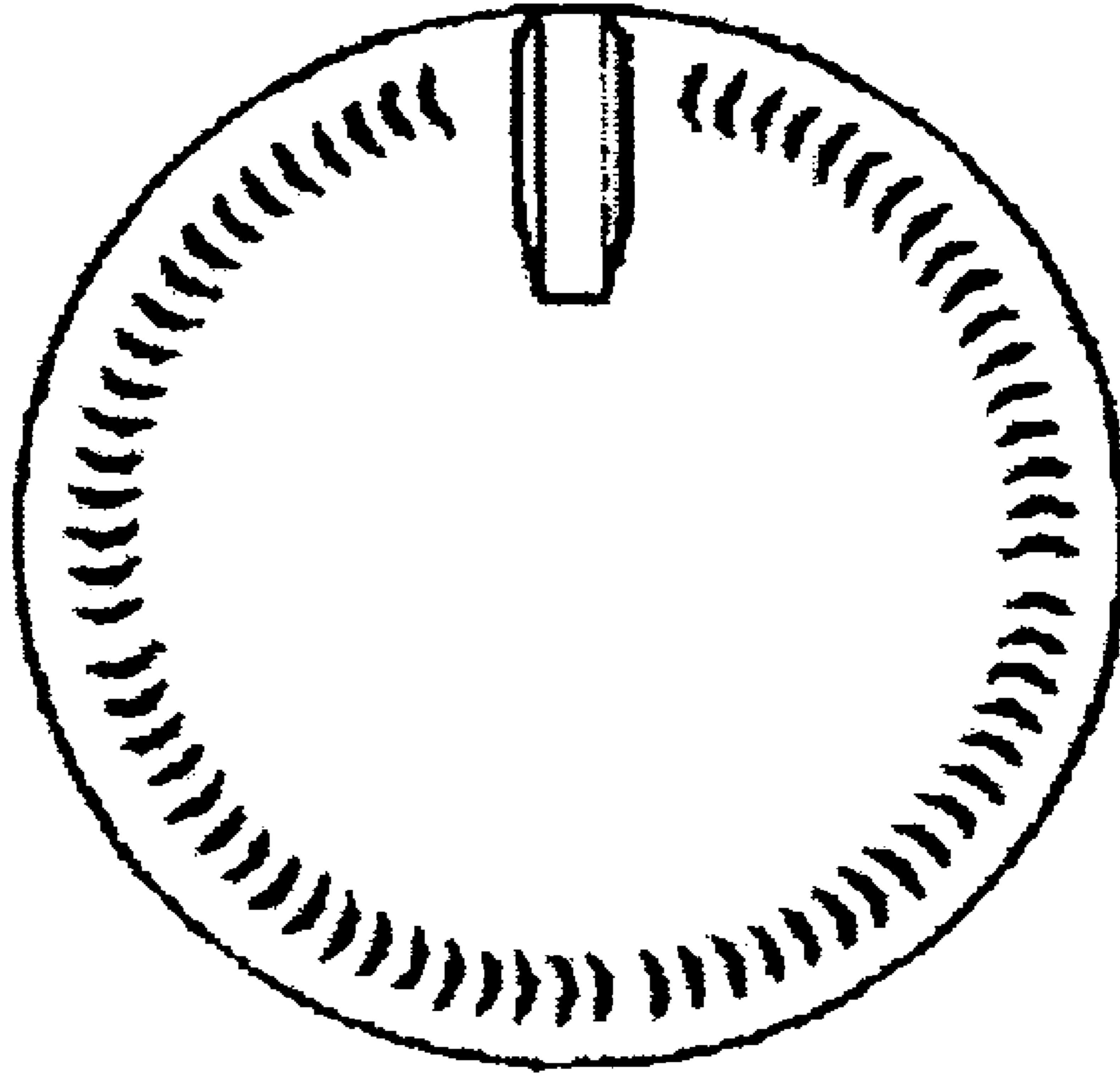


FIG. 6