



US00D466003S

(12) **United States Design Patent**  
**Jones et al.**

(10) **Patent No.:** **US D466,003 S**

(45) **Date of Patent:** **\*\* Nov. 26, 2002**

- (54) **FLEXIBLE POUCH**
- (75) Inventors: **Robert C. Jones**, Elk River, MN (US);  
**Brett Amundson**, Maple Grove, MN (US)
- (73) Assignee: **SoftPac Industries, Inc.**, Minneapolis, MN (US)
- (\*\*) Term: **14 Years**
- (21) Appl. No.: **29/153,467**
- (22) Filed: **Jan. 8, 2002**
- (51) **LOC (7) Cl.** ..... **09-05**
- (52) **U.S. Cl.** ..... **D9/305**
- (58) **Field of Search** ..... D9/305, 306; 383/200, 383/904, 905, 906, 907, 100, 33; 206/484, 632, 822; 222/105, 107, 92; 428/35.4

- D412,665 S 8/1999 Smith et al.
- D419,435 S 1/2000 Bonfigli
- D420,900 S 1/2000 Berman
- D425,409 S 5/2000 Gilliam
- D425,410 S 5/2000 Berman
- D429,459 S 8/2000 Berman
- D430,794 S 9/2000 Parent-Inch
- D433,625 S 11/2000 Berman
- D434,976 S 12/2000 Berman
- D436,847 S 1/2001 Berman
- D436,848 S 1/2001 Berman
- D436,868 S 1/2001 Berman
- D437,549 S 2/2001 Berman
- D440,868 S 4/2001 Berman
- 6,244,747 B1 \* 6/2001 Caudle ..... 383/200
- D451,793 S 12/2001 Berman

\* cited by examiner

*Primary Examiner*—Paula A. Mortimer  
(74) *Attorney, Agent, or Firm*—Dorsey & Whitney LLP

(56) **References Cited**  
U.S. PATENT DOCUMENTS

- D173,718 S 12/1954 Cargill et al.
- D195,313 S 5/1963 Setecka
- D206,827 S 1/1967 Arcudi et al.
- D208,272 S 8/1967 Corella et al.
- D285,412 S 9/1986 Harwell, Jr.
- D299,751 S 2/1989 Hsei
- D301,546 S 6/1989 McCallister
- D306,555 S 3/1990 Lane et al.
- D318,611 S 7/1991 Sherman
- D318,795 S 8/1991 Christine
- D319,176 S 8/1991 Sherman
- 5,059,035 A \* 10/1991 Kristonsen ..... 383/33
- D338,399 S 8/1993 Conte, Jr.
- D354,906 S 1/1995 Lane, Jr. et al.
- D362,618 S 9/1995 Paling et al.
- D386,398 S 11/1997 Davis
- D392,559 S 3/1998 Smith et al.
- D397,608 S 9/1998 Fiore
- 5,806,983 A \* 9/1998 Millon et al. .... 383/906
- D410,838 S 6/1999 Berman

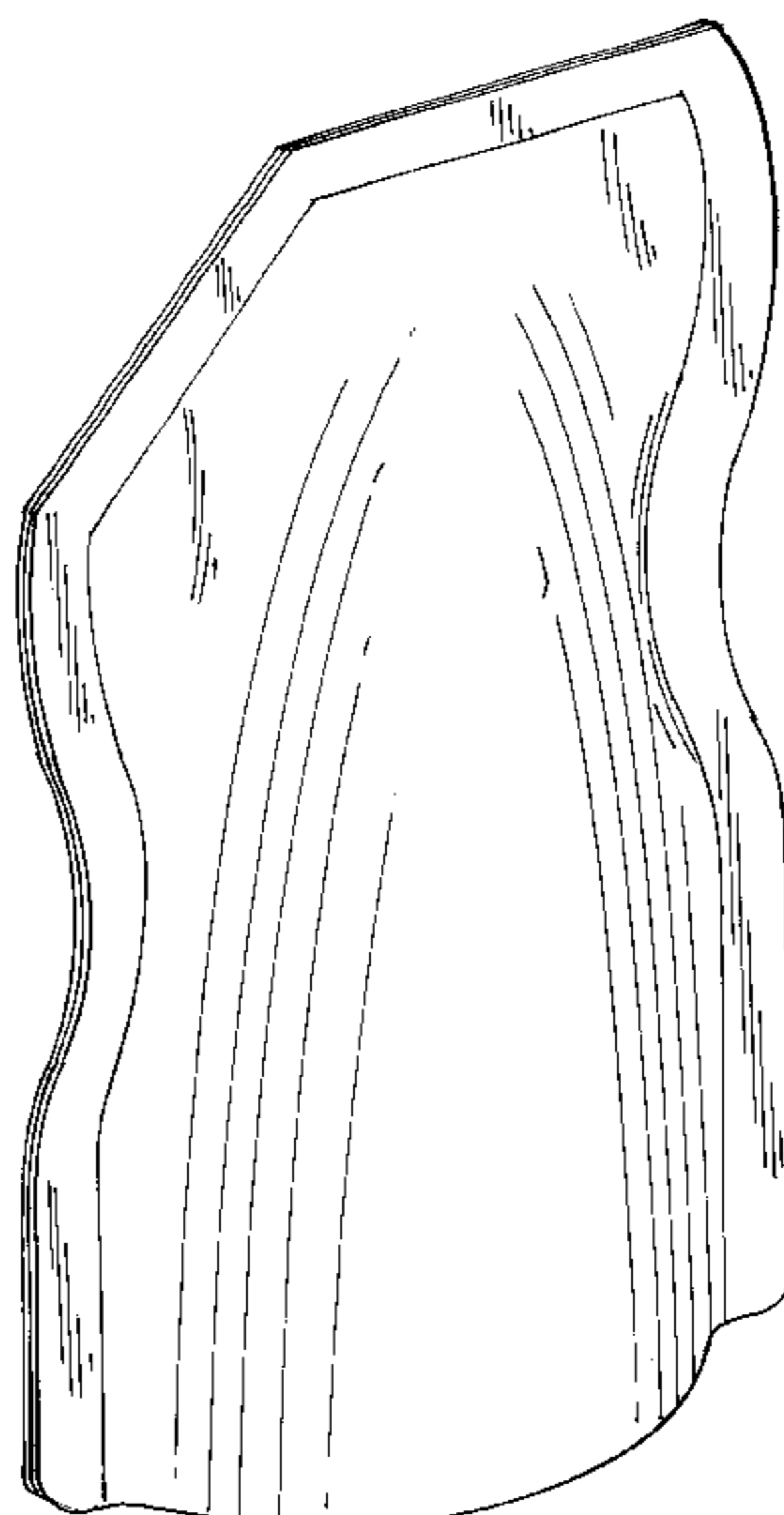
(57) **CLAIM**

The ornamental design for the flexible pouch, as shown.

**DESCRIPTION**

FIG. 1 is a perspective view of the front of a pouch of the present invention;  
 FIG. 2 is an elevational view of the front of the embodiment of the invention depicted in FIG. 1;  
 FIG. 3 is an elevational view of the left of the embodiment of the invention depicted in FIG. 1;  
 FIG. 4 is an elevation view of the rear of the embodiment of the invention depicted in FIG. 1;  
 FIG. 5 is an elevational view of the right of the embodiment of the invention depicted in FIG. 1;  
 FIG. 6 is a plan view of the top of the embodiment of the invention depicted in FIG. 1; and,  
 FIG. 7 is a plan view of the bottom of the embodiment of the invention depicted in FIG. 1.

**1 Claim, 3 Drawing Sheets**

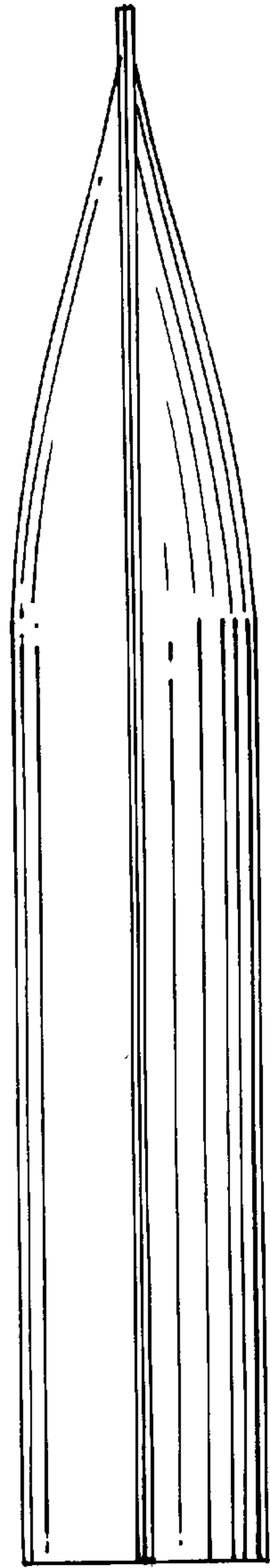




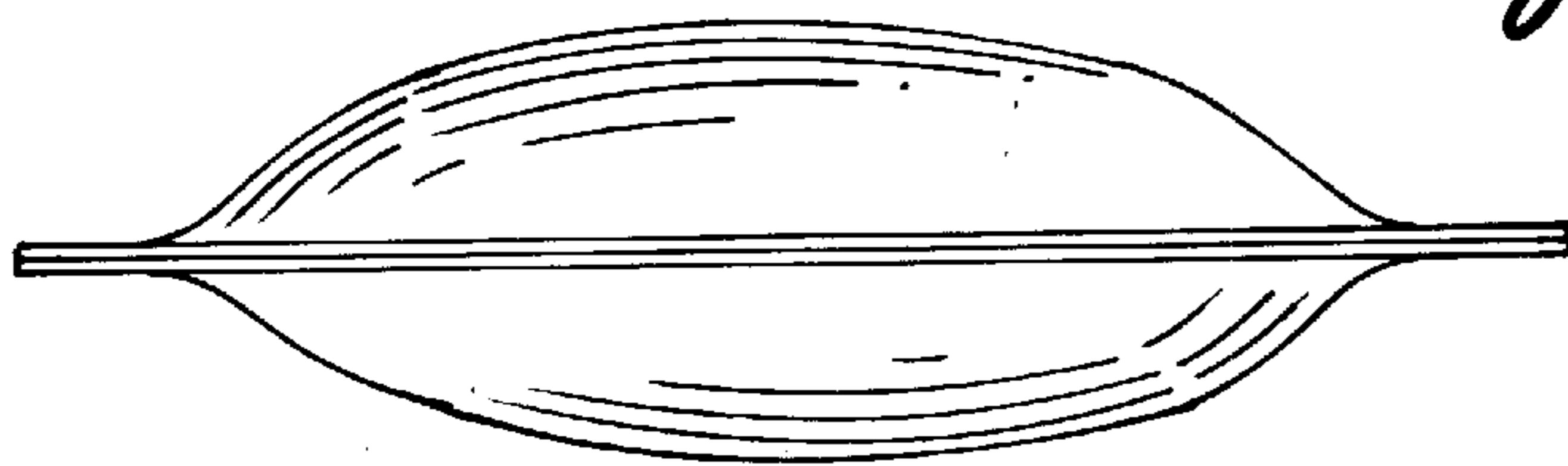
*Fig. 1*



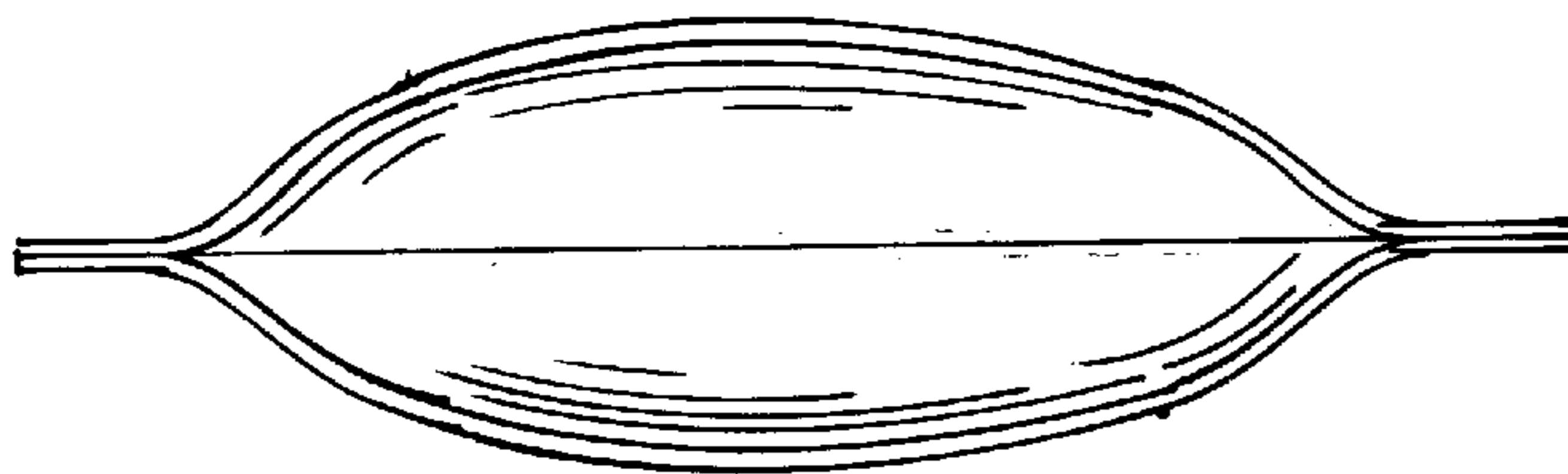
*Fig. 2*



*Fig. 3*



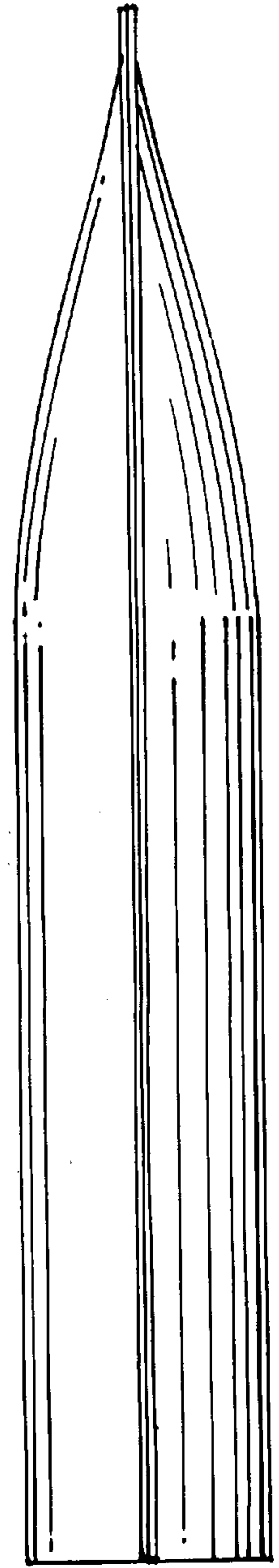
*Fig. 6*



*Fig. 7*



*Fig. 4*



*Fig. 5*