



US00D465988S

(12) **United States Design Patent**  
**Green**

(10) **Patent No.:** **US D465,988 S**

(45) **Date of Patent:** **\*\* Nov. 26, 2002**

(54) **BARRIER BASE**

(75) **Inventor:** **Terence Ronald Green,**  
Northamptonshire (GB)

(73) **Assignee:** **Qm Group Limited,** Milton Keynes  
(GB)

(\*\*) **Term:** **14 Years**

(21) **Appl. No.:** **29/147,060**

(22) **Filed:** **Aug. 22, 2001**

(30) **Foreign Application Priority Data**

Feb. 23, 2001 (GB) ..... 2099790

(51) **LOC (7) Cl.** ..... **08-08**

(52) **U.S. Cl.** ..... **D8/349**

(58) **Field of Search** ..... D6/512; D8/349,  
D8/354, 355, 356, 363, 364, 373, 380,  
382, 394, 395, 396, 402; 40/606, 612; 248/127,  
346.01, 346.03, 346.2, 519, 910; 404/6,  
8, 9, 10

(56) **References Cited**

**U.S. PATENT DOCUMENTS**

1,489,270 A \* 4/1924 Moldenhauer et al. .... 40/612

3,016,035 A \* 1/1962 Asbury ..... 40/612  
3,858,997 A \* 1/1975 Boone ..... 404/10  
4,123,813 A \* 11/1978 Adams ..... 116/173  
4,462,711 A \* 7/1984 Garner ..... 40/612  
D437,770 S \* 2/2001 Garske et al. .... D8/349

\* cited by examiner

*Primary Examiner*—Doris V. Coles

*Assistant Examiner*—Elizabeth A. Albert

(74) *Attorney, Agent, or Firm*—Merchant & Gould P.C.

(57) **CLAIM**

The ornamental design for barrier base, as shown and described.

**DESCRIPTION**

FIG. 1 is a perspective view thereof;

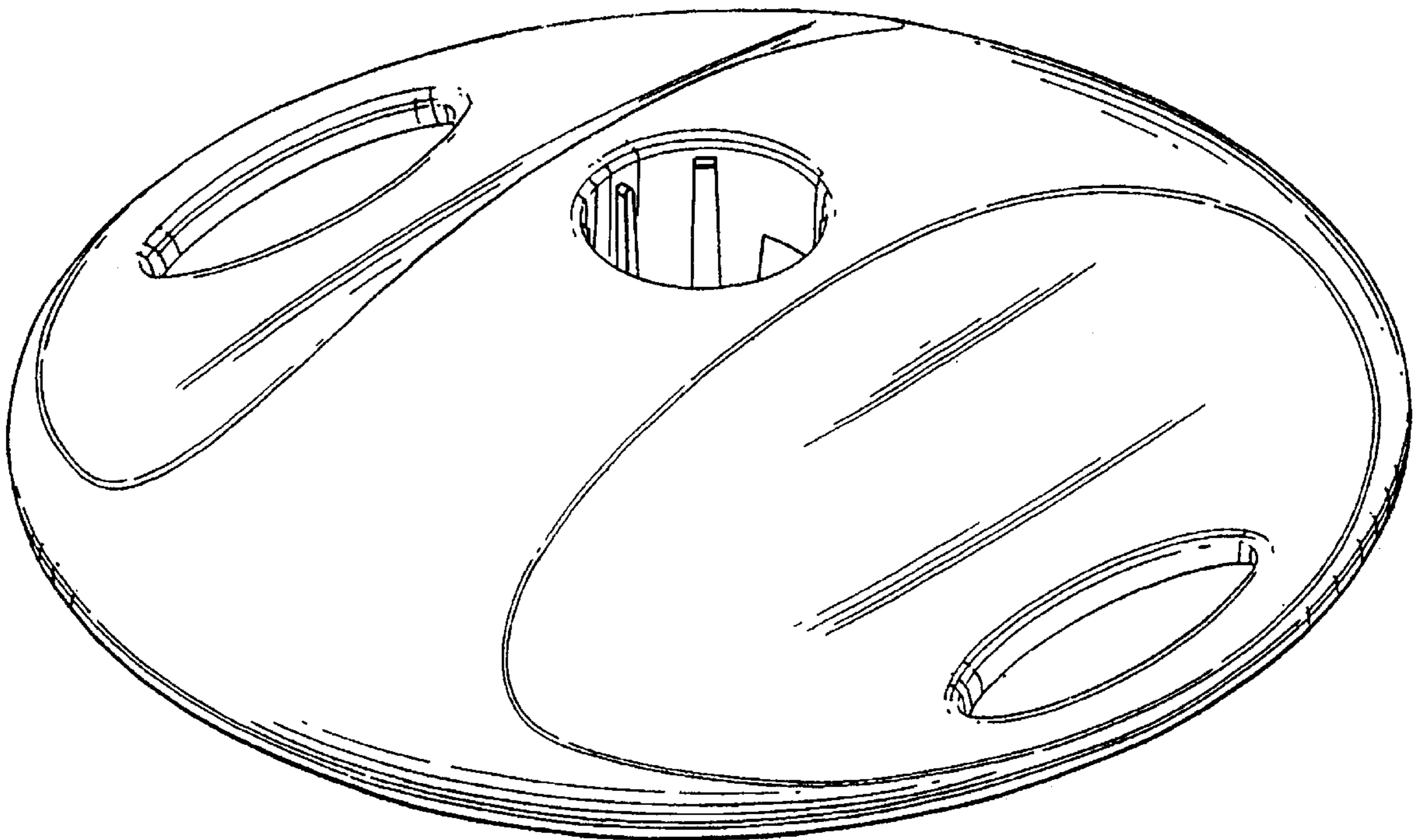
FIG. 2 is a plan view thereof;

FIG. 3 is a side view "A" thereof;

FIG. 4 is an inverted plan view thereof; and,

FIG. 5 is a side view "B" of a barrier base.

**1 Claim, 3 Drawing Sheets**



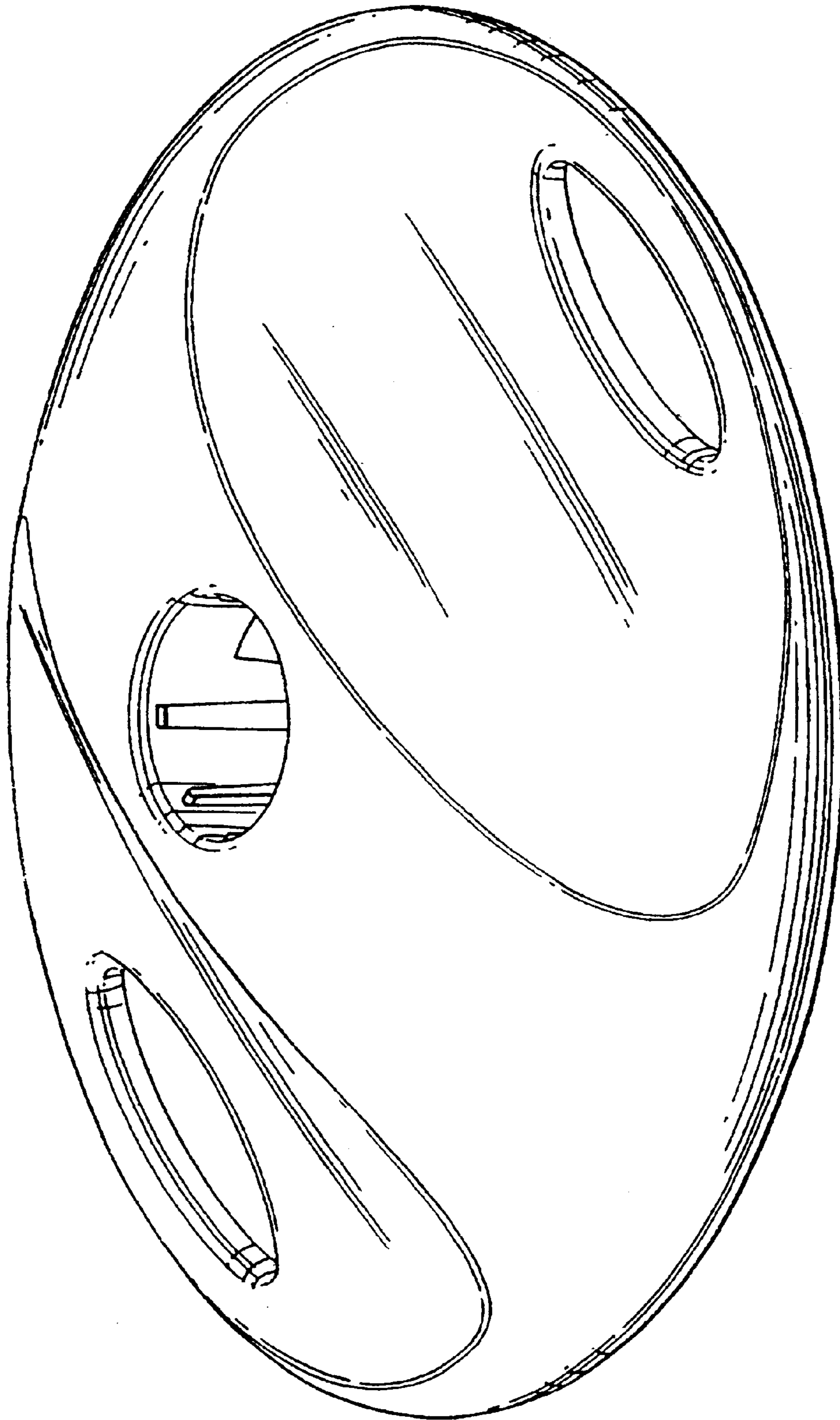


FIGURE 1

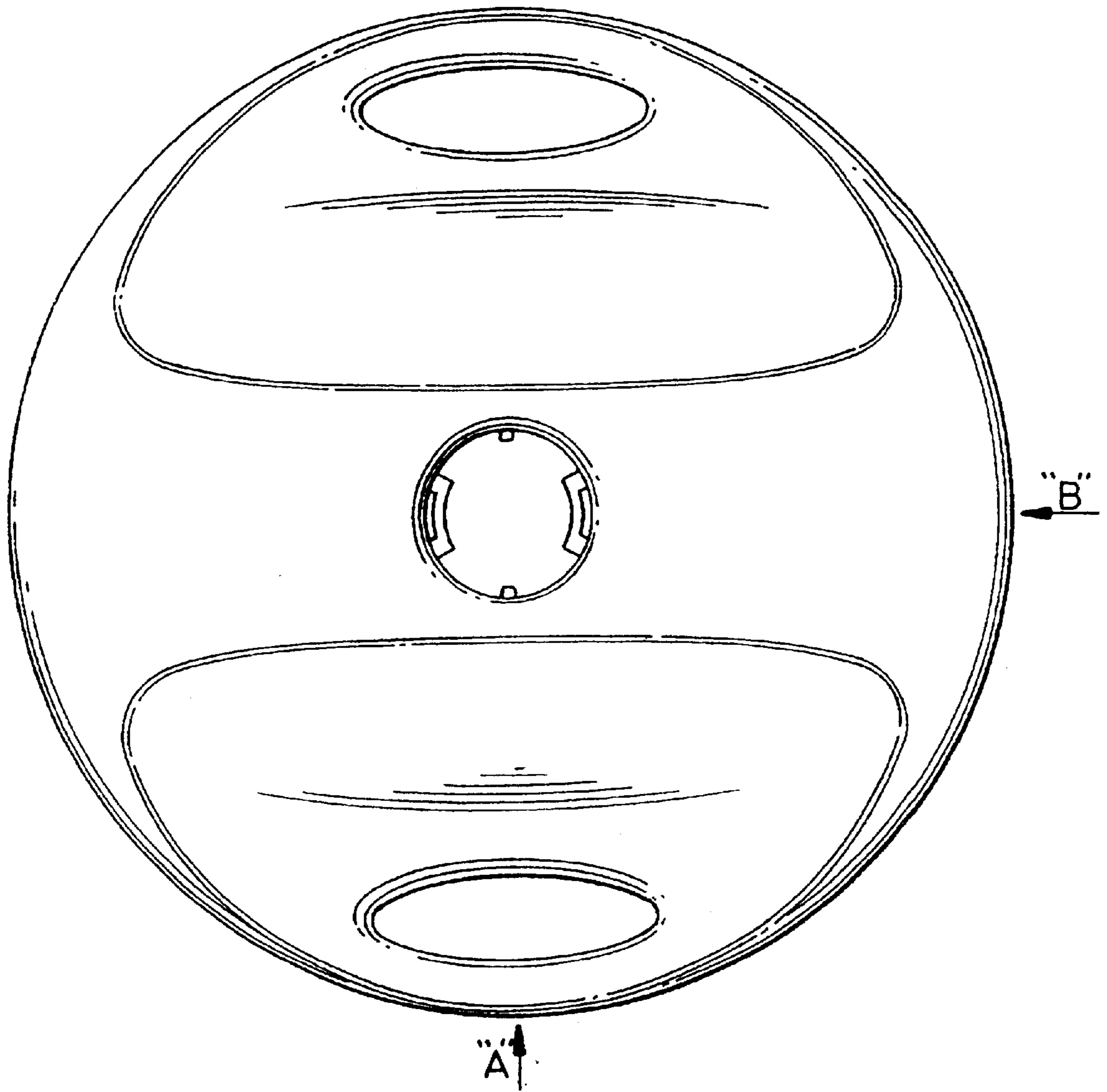


FIGURE 2

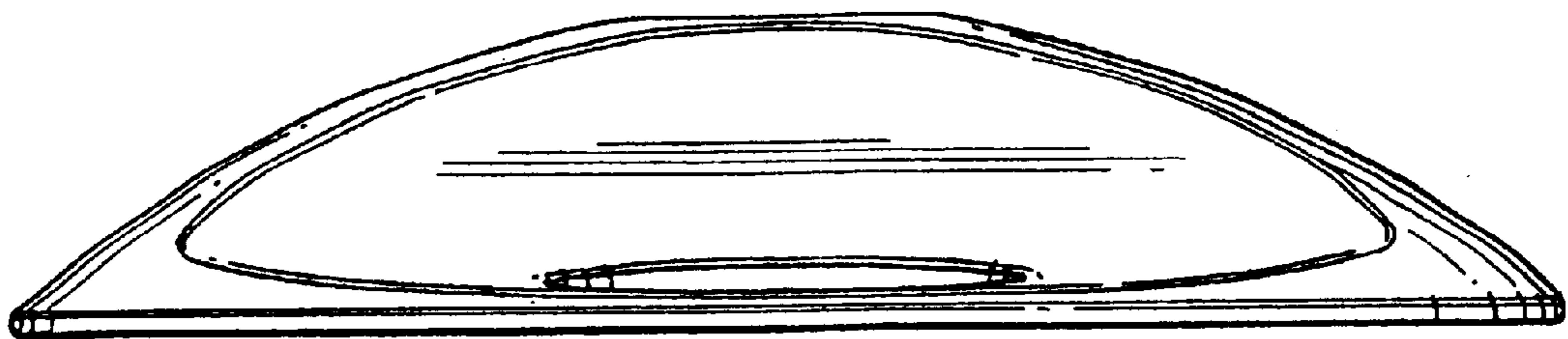


FIGURE 3

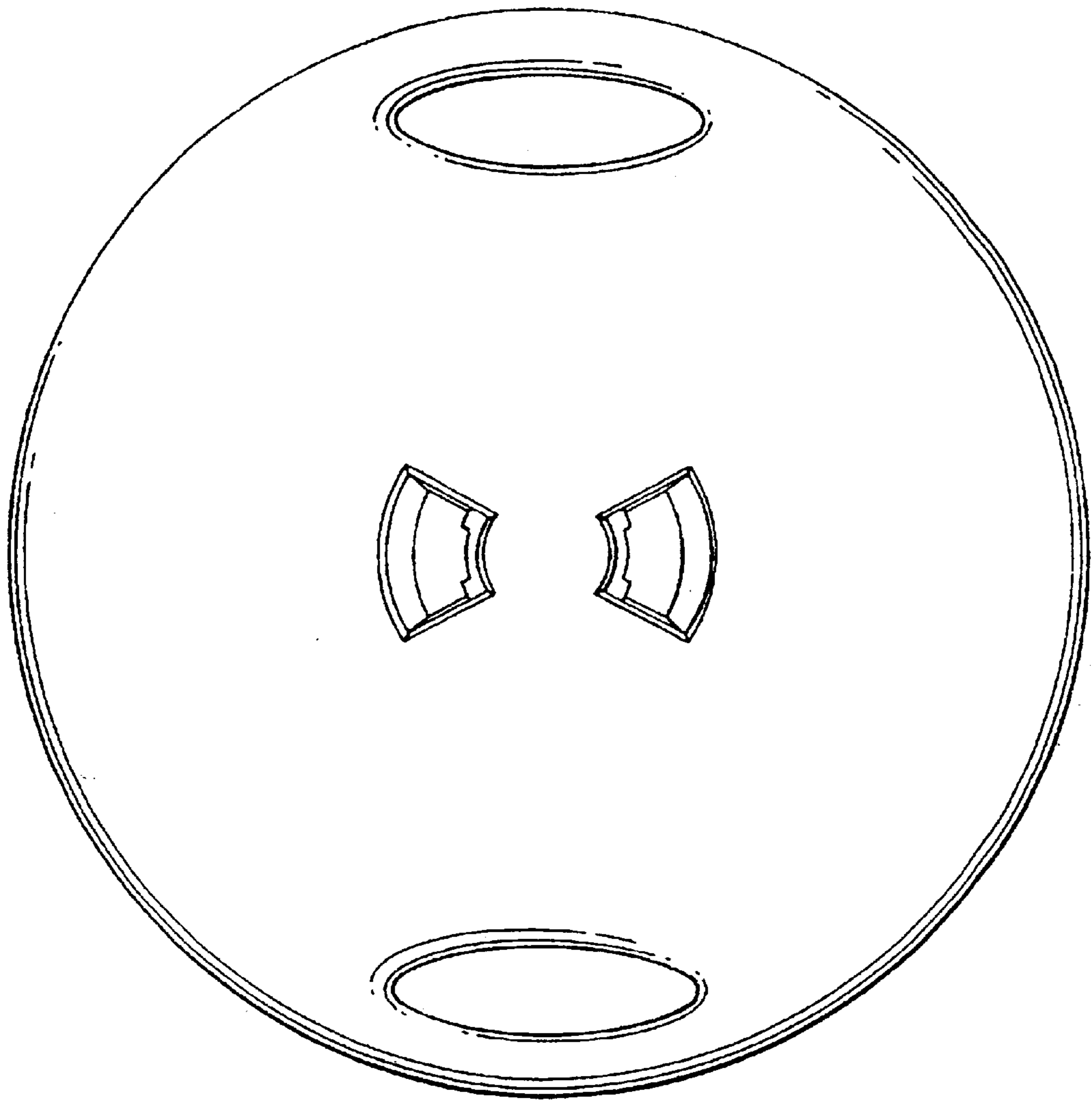


FIGURE 4




FIGURE 5