



US00D465985S

(12) **United States Design Patent**
Watson et al.

(10) **Patent No.:** **US D465,985 S**

(45) **Date of Patent:** **** Nov. 26, 2002**

(54) **MINI-HONE**

(75) **Inventors:** **Stanley A. Watson**, Franklin, MA (US);
Brian W. Brueggemann, Whitinsville,
MA (US)

(73) **Assignee:** **Diamond Machining Technology, Inc.**,
Marlborough, MA (US)

(**) **Term:** **14 Years**

(21) **Appl. No.:** **29/153,963**

(22) **Filed:** **Jan. 14, 2002**

(51) **LOC (7) Cl.** **08-05**

(52) **U.S. Cl.** **D8/91; D8/93**

(58) **Field of Search** D8/14, 91, 92,
D8/93, 90; 76/82, 84, 88; 451/555, 525,
523, 524, 556, 540

(56) **References Cited**

U.S. PATENT DOCUMENTS

2,024,272 A	12/1935	Brown	D8/91
D227,733 S	7/1973	Baer	D8/91
3,861,087 A	1/1975	Martin		
3,942,394 A	3/1976	Juranitch	76/84
3,956,858 A *	5/1976	Catlin et al.	451/525
D248,729 S *	8/1978	Gunzner	D8/91
4,259,815 A	4/1981	Kuban		
4,558,540 A *	12/1985	Collins	451/555
D287,095 S	12/1986	Hunter	D8/91
D289,489 S	4/1987	Atkinson	D8/91

D295,716 S	*	5/1988	Shohoji et al.	D8/91
5,056,273 A	*	10/1991	Martel et al.	451/525
D327,622 S	*	7/1992	Braid	D8/90
D329,797 S		9/1992	Baker	D8/93
D348,598 S *		7/1994	Friel et al.	D8/90
D372,180 S		7/1996	Powell	D8/91

OTHER PUBLICATIONS

Cutlery Shoppe Catalog (c 1990).

* cited by examiner

Primary Examiner—Philip S. Hyder

(74) *Attorney, Agent, or Firm*—Kirkpatrick & Lockhart
LLP

(57) **CLAIM**

The ornamental design for a mini-hone, as shown and described.

DESCRIPTION

FIG. 1 is a top perspective view of a hone according to the invention;

FIG. 2 is a bottom perspective view thereof;

FIG. 3 is a top plan view thereof;

FIG. 4 is a bottom plan view thereof;

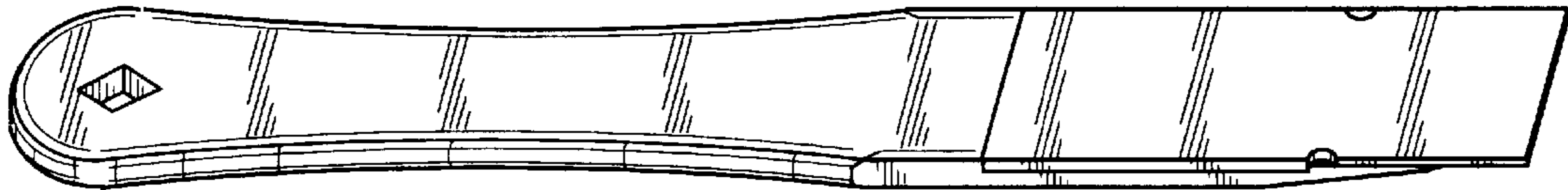
FIG. 5 is a side elevational view thereof;

FIG. 6 is a side elevational view thereof, opposite that shown in FIG. 5;

FIG. 7 is a front elevational view thereof; and,

FIG. 8 is a rear elevational view thereof.

1 Claim, 3 Drawing Sheets



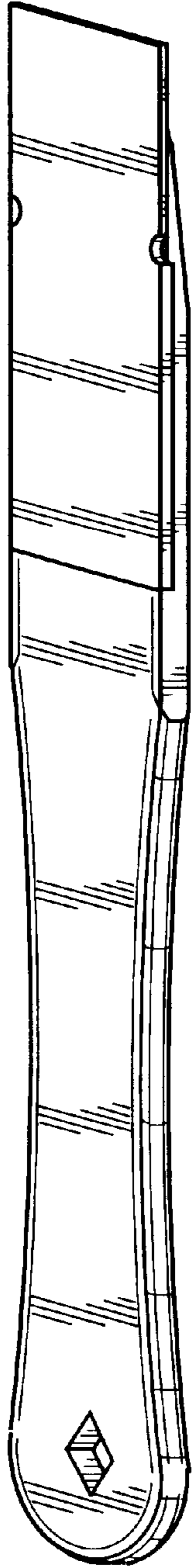


FIG. 1

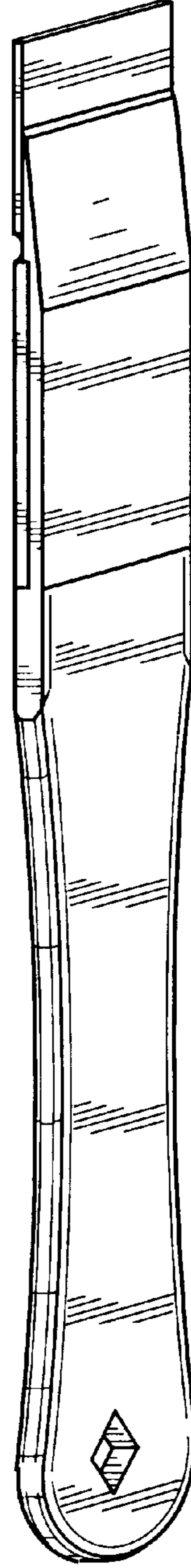


FIG. 2

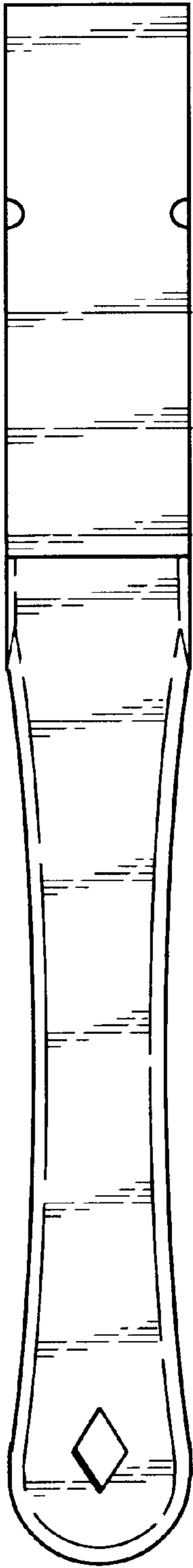


FIG. 3

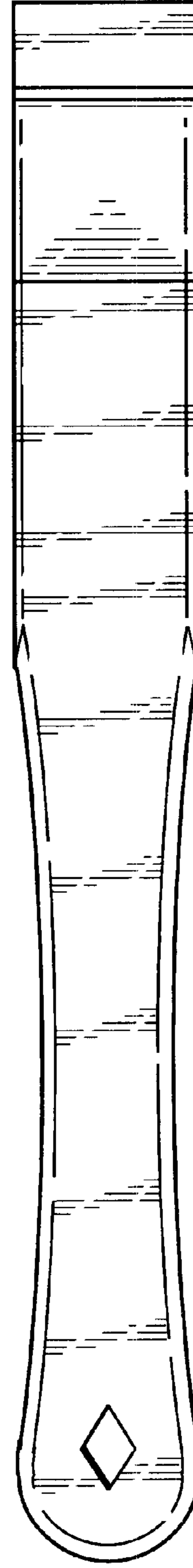


FIG. 4



FIG. 5



FIG. 6



FIG. 7

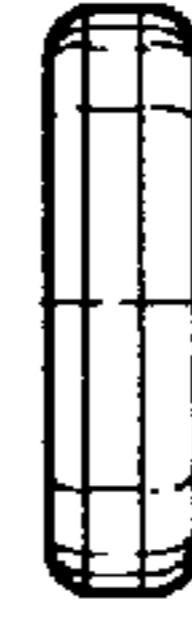


FIG. 8