



US00D465982S

(12) **United States Design Patent**  
**Taga**

(10) **Patent No.:** **US D465,982 S**

(45) **Date of Patent:** **\*\* Nov. 26, 2002**

(54) **PNEUMATIC TOOL WITH PUSH BUTTON REVERSE**

(75) Inventor: **Koji Taga**, Ohi-Machi (JP)

(73) Assignee: **Taga Corporation**, Saitama Prefecture (JP)

(\*\*) Term: **14 Years**

(21) Appl. No.: **29/144,628**

(22) Filed: **Jul. 6, 2001**

(51) **LOC (7) Cl.** ..... **08-05**

(52) **U.S. Cl.** ..... **D8/68**

(58) **Field of Search** ..... D8/49, 61, 62, D8/63, 64, 65, 66, 67, 68, 69, 70; 16/430; 30/388; 81/52, 54, 55, 57.11, 57.13, 57.14, 57.33, 57.42, 73, 177.1, 177.8, 177.85, 409, 429, 436, 463, 464, 467, 469, 470, 900, 901, DIG. 12; 173/13, 15, 19, 47, 48, 81, 93, 93.5, 93.6, 94, 104, 109, 168, 169, 170, 171, 176, 178, 180, 181, 213, 216, 217, 221; 227/2, 8, 10, 66, 111, 112, 113, 114, 115, 120, 130, 136; 400/156, 181; 408/20, 120, 122, 124, 125, 234, 241 R, 241 S; 451/344, 354, 357, 358, 359, 456

(56) **References Cited**

**U.S. PATENT DOCUMENTS**

D156,319 S	*	12/1949	Bushnell	.....	D8/68
3,718,313 A	*	2/1973	Miller	.....	173/169
3,851,715 A	*	12/1974	Hedrick	.....	D8/68
D315,855 S	*	4/1991	Fushiya et al.	.....	D8/68
D324,802 S	*	3/1992	Caskey et al.	.....	D8/68
D339,726 S		9/1993	Bruno et al.	.....	D8/68
D357,849 S		5/1995	Izumisawa	.....	D8/62
D358,314 S		5/1995	Izumisawa	.....	D8/62
D364,544 S		11/1995	Izumisawa	.....	D8/62
D382,184 S		8/1997	Sung	.....	D8/68
D384,562 S		10/1997	Sung	.....	D8/68

D388,678 S		1/1998	Bantly et al.	.....	D8/68
D393,580 S		4/1998	Bantly et al.	.....	D8/68
D434,297 S		11/2000	Iritani et al.	.....	D8/68
6,149,356 A	*	11/2000	Chu et al.	.....	81/465
D434,958 S		12/2000	Izumisawa	.....	D8/68
D436,818 S	*	1/2001	Izumisawa	.....	D8/68
D437,760 S	*	2/2001	Izumisawa	.....	D8/68

**OTHER PUBLICATIONS**

Light assembly air tools, Chicago Pneumatic, c. Feb. 1989, p. 23.\*  
Florida Pneumatic, Air Tools. (Prior to Mar. 28, 1993).  
Florida Pneumatic Manufacturing Co., "Raider Air Tools", p. 4. (Prior to Mar. 28, 1993).  
Sioux Tools Inc. Catalog No. 90A. (Prior to Mar. 28, 1993).  
Dynabrade Inc.; "Automotive Finishing Systems Catalog"; p. 10, 1992.  
Zone King Industrial Co., Ltd.; "Air Tools".

(List continued on next page.)

*Primary Examiner*—Doris V. Coles  
*Assistant Examiner*—T. Chase Nelson  
(74) *Attorney, Agent, or Firm*—Greer, Burns & Crain, Ltd.

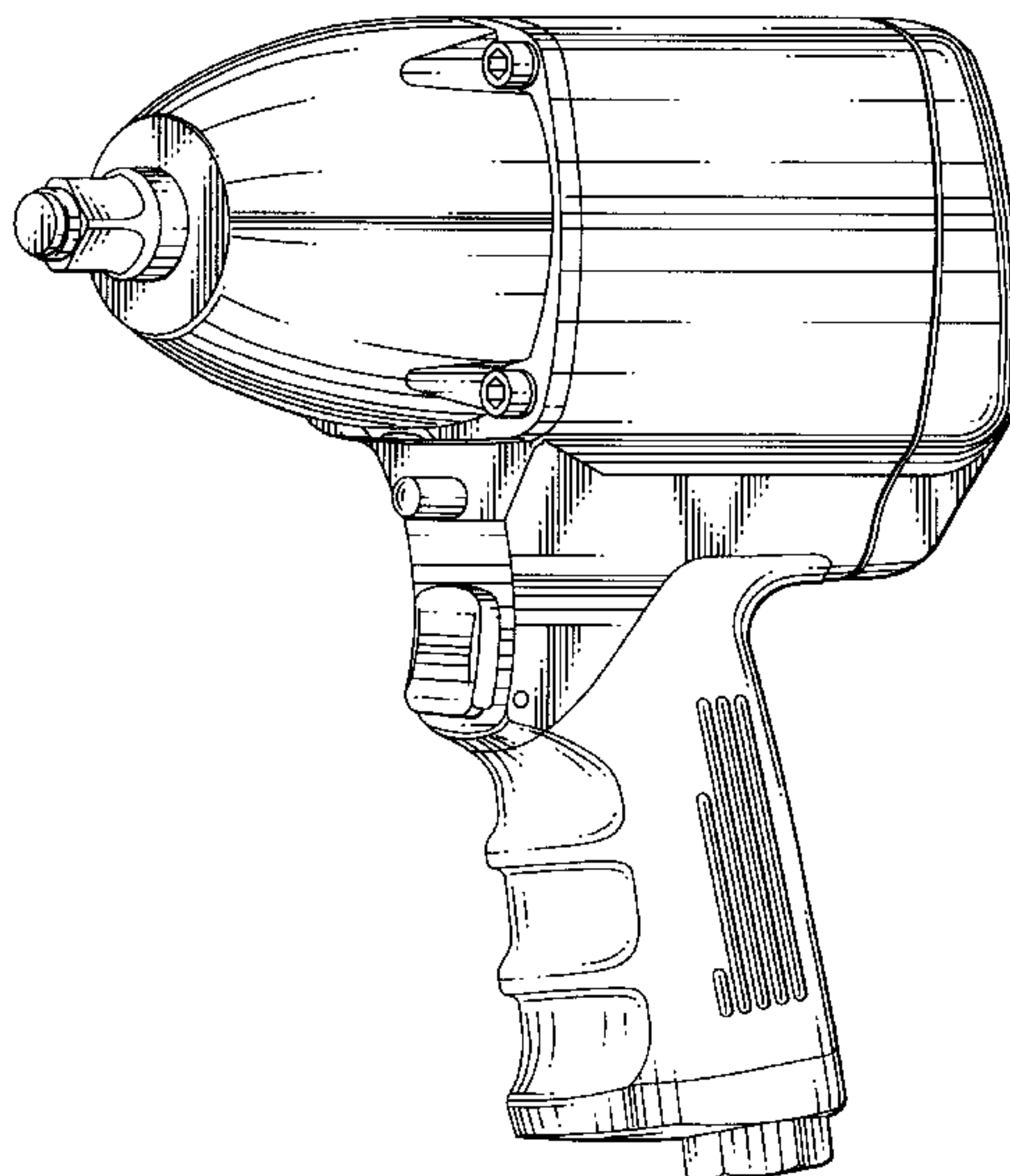
(57) **CLAIM**

The ornamental design for a pneumatic tool with push button reverse, as shown and described.

**DESCRIPTION**

FIG. 1 is a front perspective view of the present new design for a pneumatic tool with push button reverse;  
FIG. 2 is a rear perspective view thereof;  
FIG. 3 is a front plan view thereof;  
FIG. 4 is a right side view thereof;  
FIG. 5 is a rear plan view thereof;  
FIG. 6 is a left side view thereof;  
FIG. 7 is a top plan view thereof; and,  
FIG. 8 is a bottom plan view of the present new design for a pneumatic tool with push button reverse.

**1 Claim, 5 Drawing Sheets**



OTHER PUBLICATIONS

Mechanics Products; "Air Tools 1992 Catalog"; p. 2.  
RF Air Tools.

Ingersoll-Rand Co.; "Automotive Power Tools"; pp. 12, 13,  
25, 37 and 42; 1992.

Chicago Pneumatic Tool Co.; "Automotive Air Tools"; pp.  
2, 32 and 44; 1990.

Matco Tool and Equipment Catalog, 1992-1993; pp.  
162-164.

Ingersoll-Rand Co.; 1992.

Buffalo; "Tools and Accessories Catalog"; 1992; pp. 8 and  
9.

Astro Pneumatic Tool Co.; "Astro Power"; Prior to Feb. 25,  
1993; pp. 6, 13, 14, 16, 20, 21 and 27.

Allen Air Products, Inc.; Viking Air Tools Product Catalog;  
pp. 2 and 3.

Mac Tools, Inc.; "Mac Tools Catalog"; Prior to Feb. 23,  
1993; pp. 163, 168 and 175.

Snap-On Tools Corp.; "Snap-On Worldwide"; Prior to Feb.  
23, 1993; pp. 186 and 193.

Sunex International; "Sunex Automotive Tools & Equip-  
ment"; 1990-1992; pp. 13 and 17, 1992.

\* cited by examiner

FIG.1

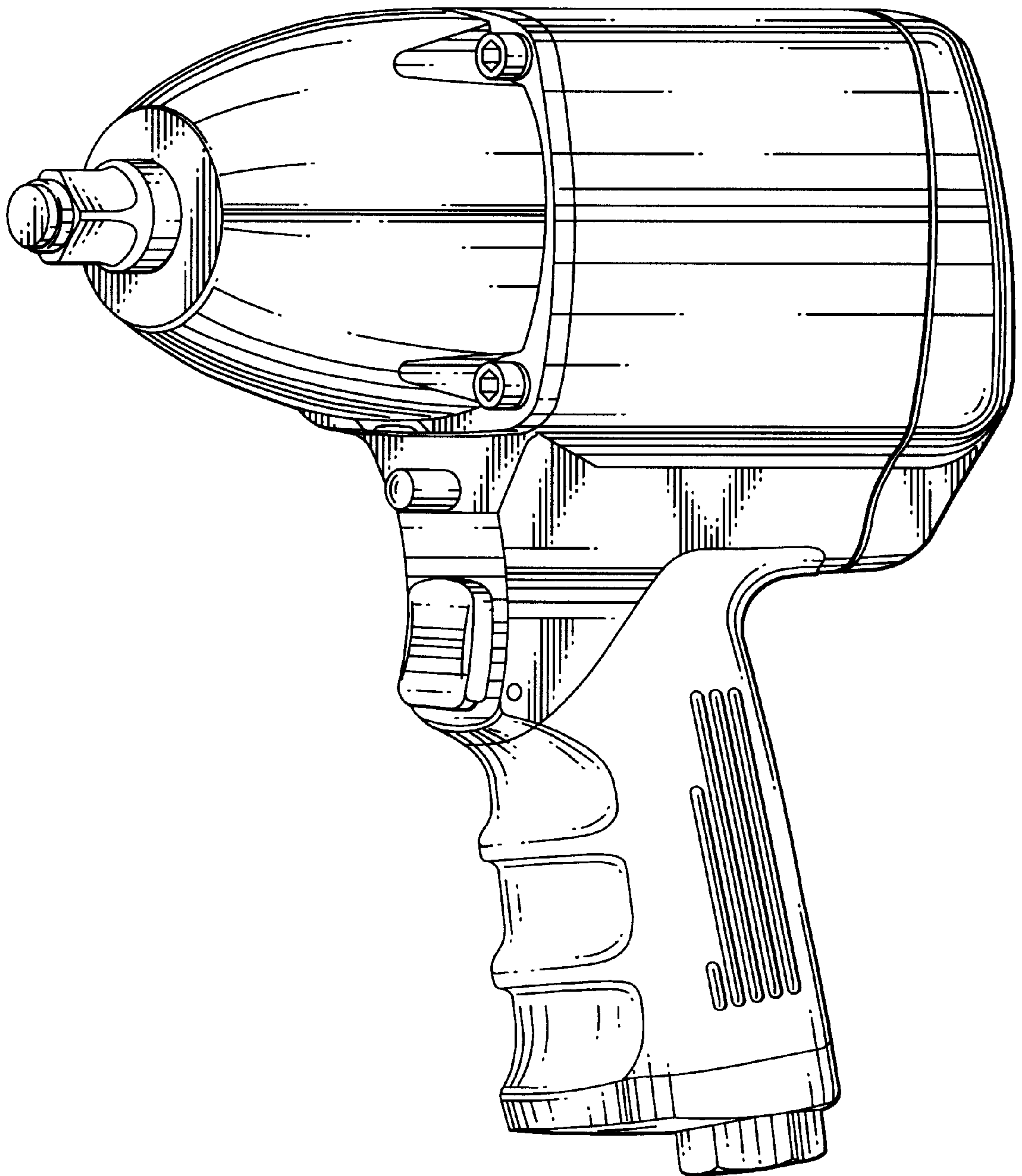


FIG.2

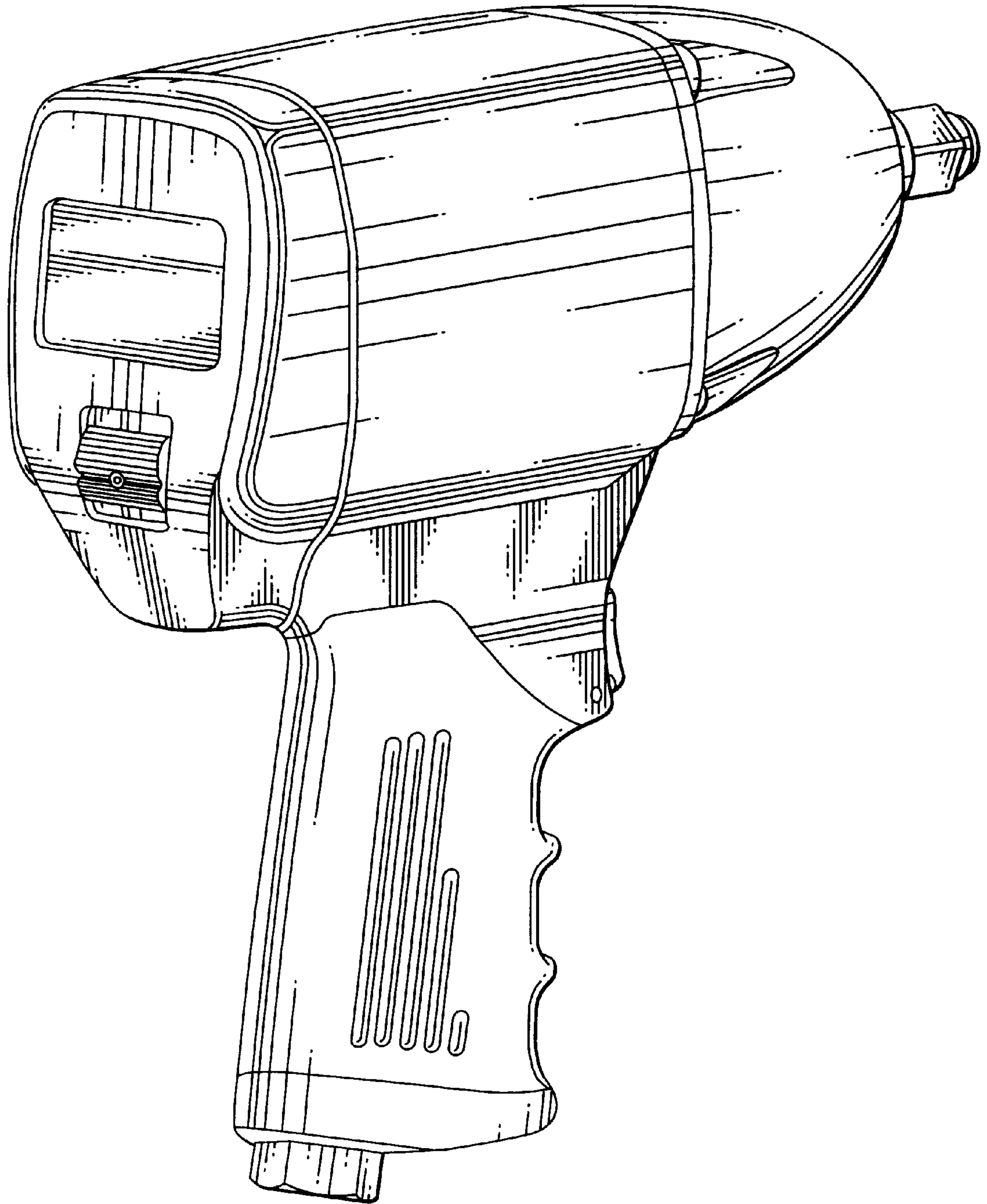




FIG.4

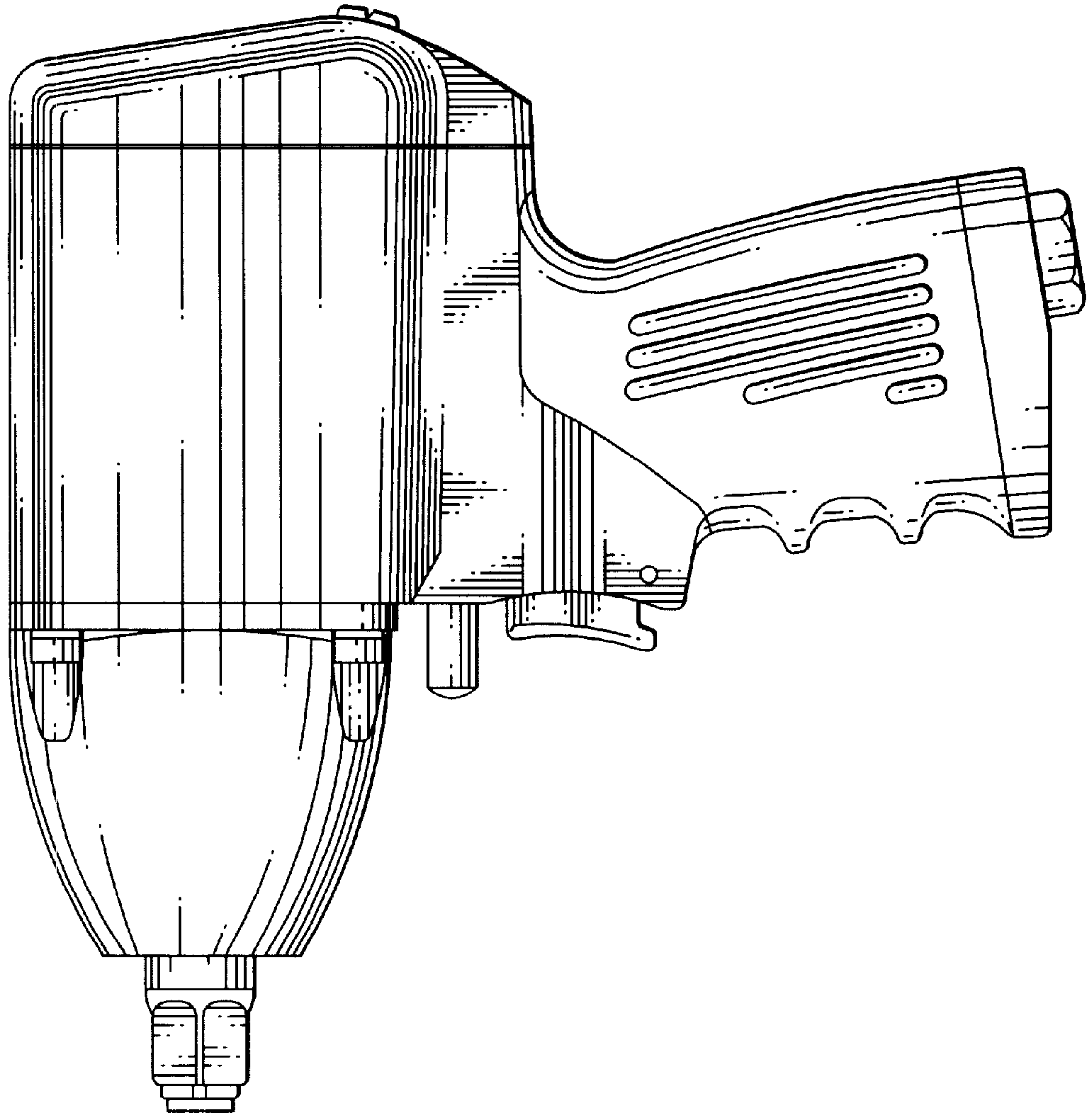


FIG.3

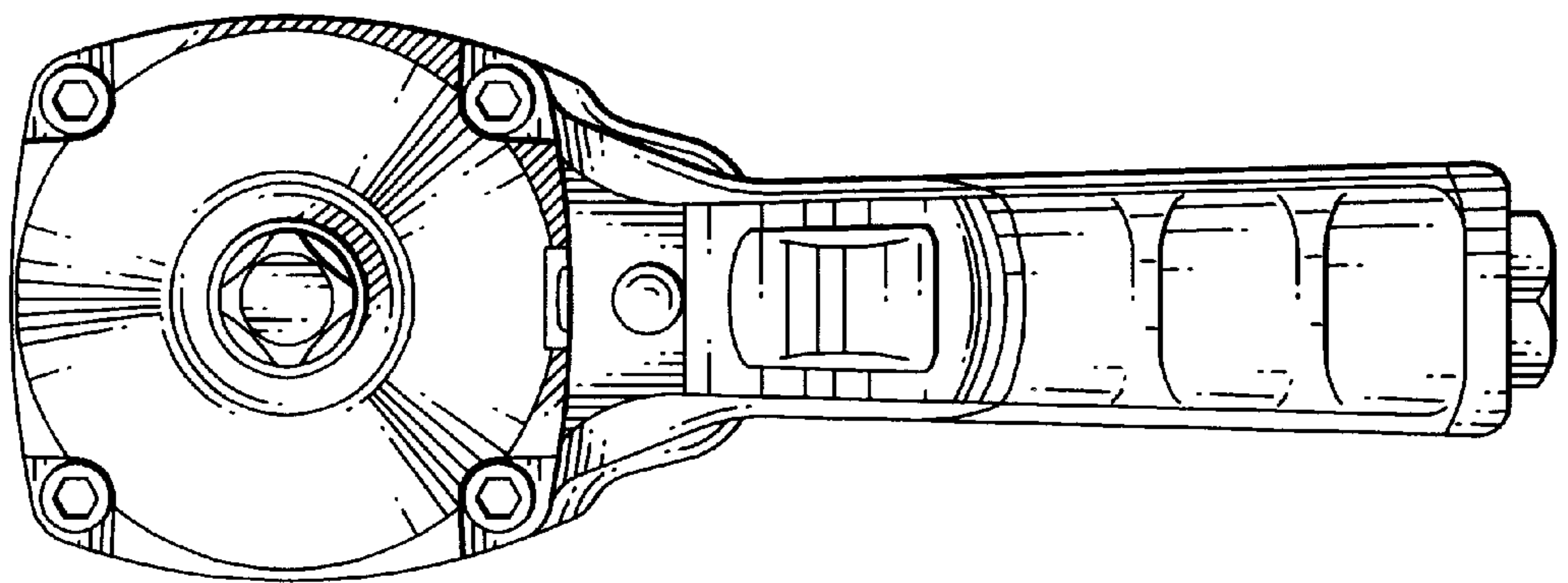


FIG.6

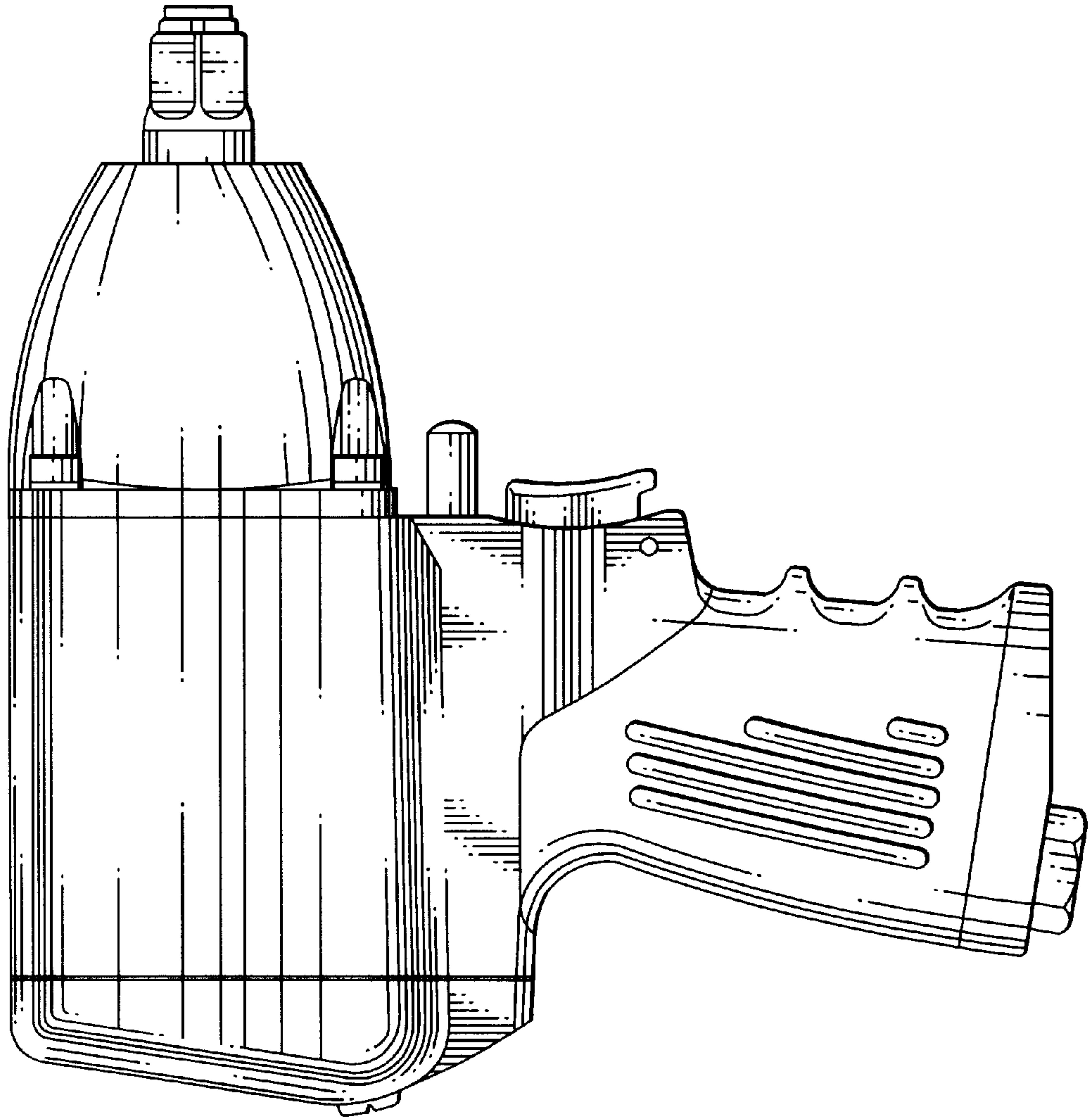


FIG.5

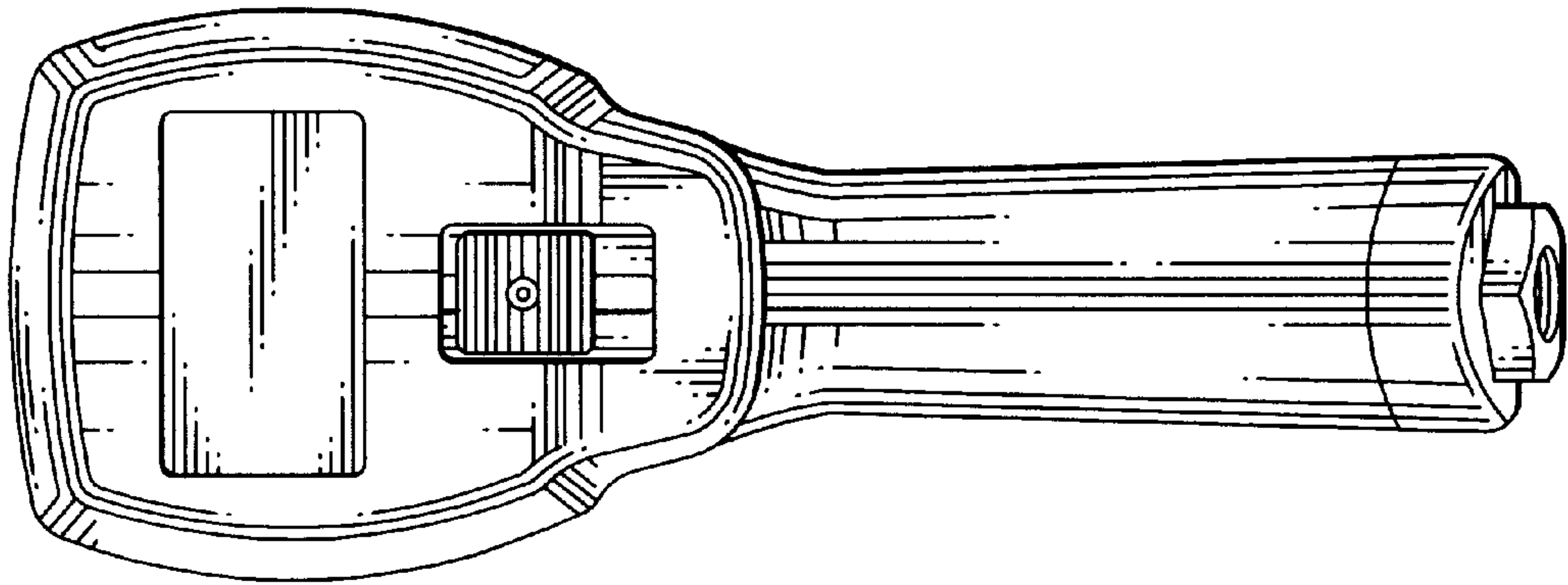


FIG.7

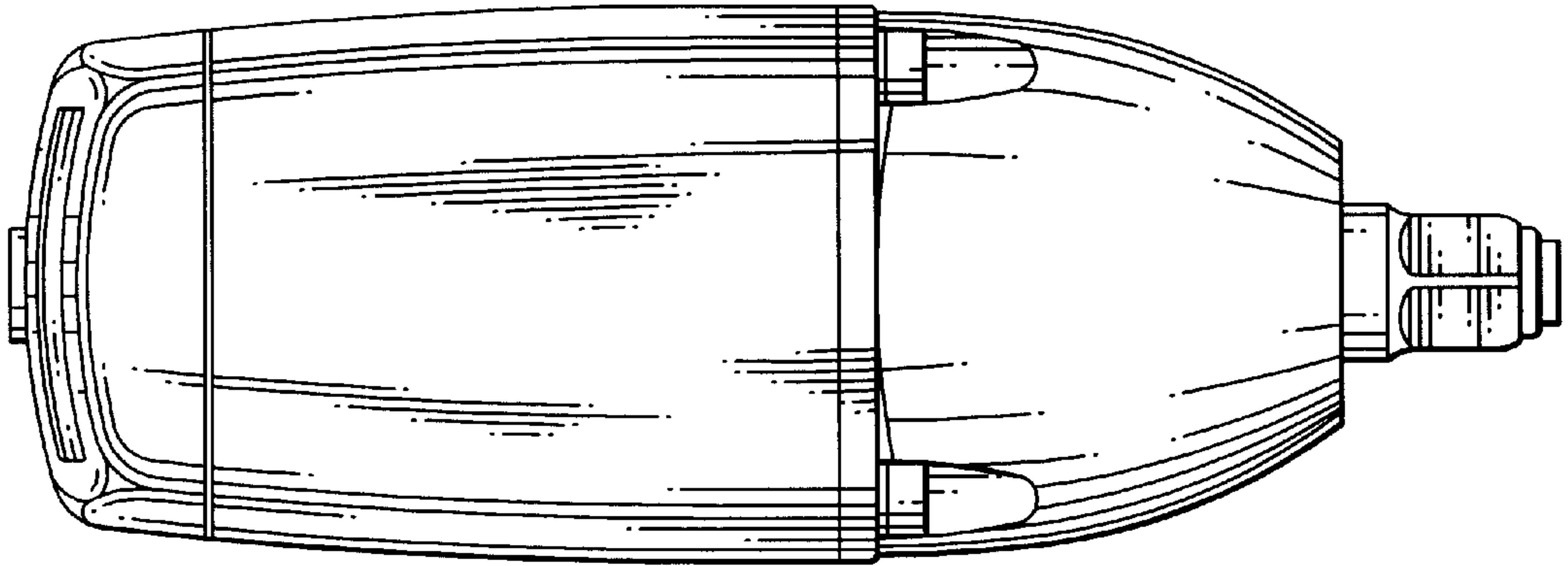


FIG.8

