



US00D465964S

(12) **United States Design Patent**
Morgan

(10) **Patent No.:** **US D465,964 S**

(45) **Date of Patent:** **** Nov. 26, 2002**

(54) **MICROWAVE OVEN HOUSING WITH DRAWER**

D333,782 S * 3/1993 Berlo D7/350
D359,415 S * 6/1995 Berlo D7/351
D413,482 S * 9/1999 Sugimoto et al. D7/351

(76) Inventor: **Fletcher Morgan**, 4990 Coquina Key Dr., SE., St. Petersburg, FL (US) 33705

* cited by examiner

(**) Term: **14 Years**

Primary Examiner—Ruth McInroy

(74) *Attorney, Agent, or Firm*—John S. Hale; Gipple & Hale

(21) Appl. No.: **29/143,474**

(22) Filed: **Jun. 15, 2001**

(57) **CLAIM**

(51) **LOC (7) Cl.** **07-02**

The ornamental design for a microwave oven housing with drawer, as shown and described.

(52) **U.S. Cl.** **D7/351**

DESCRIPTION

(58) **Field of Search** D7/350.1, 350.2, D7/350.3, 350.4, 351, 402, 405–406, 332, 337, 354, 361–362, 365–367; D3/276; 126/273 A, 275 R, 275 E, 19 M, 21 R; 219/678, 756–758; 99/DIG. 14, 421 R, 340–341, 350, 421 H, 448; 40/700, 768, 765; 294/142

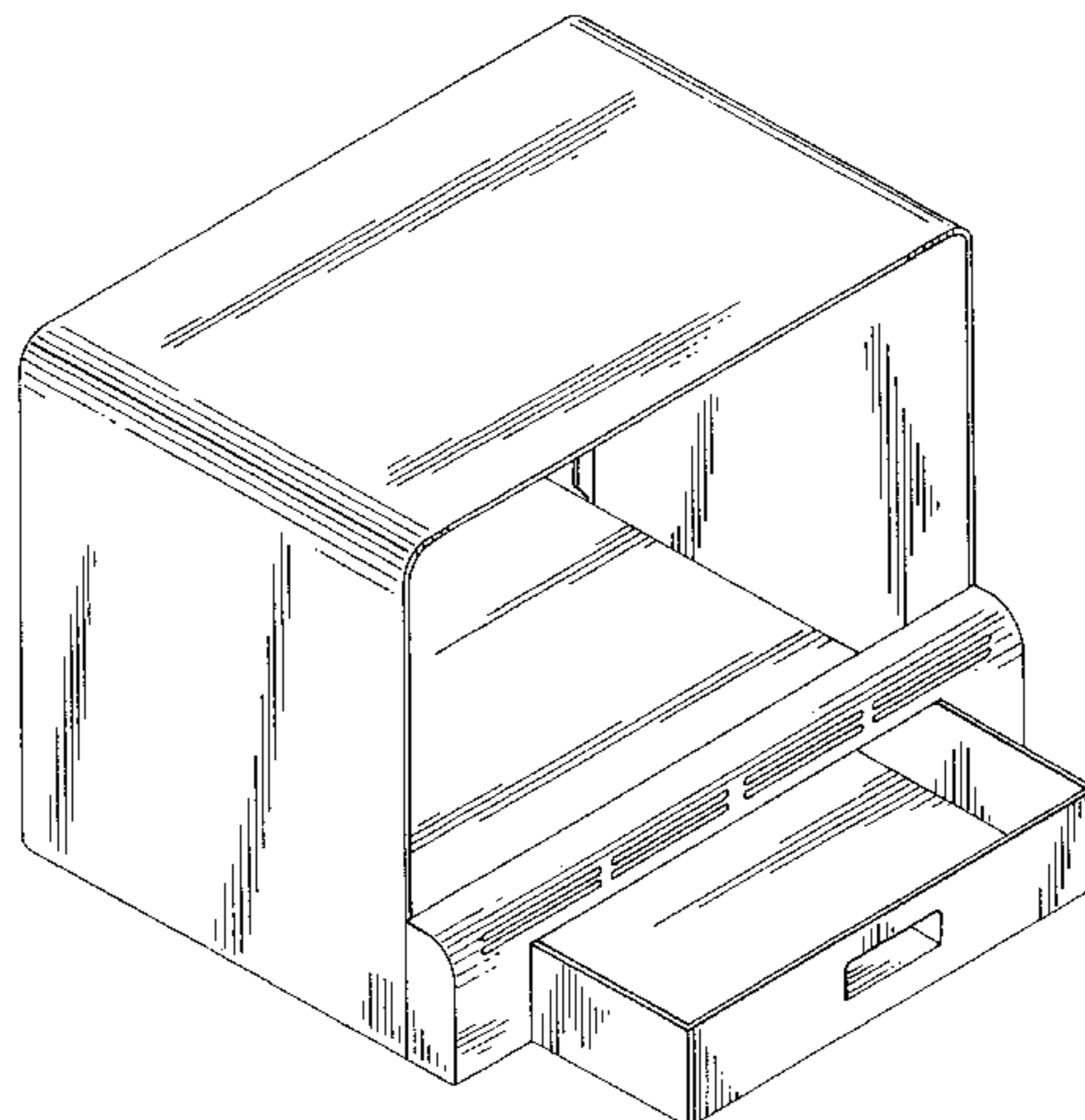

FIG. 1 is a front elevational view of a microwave oven housing with drawer showing my new design;
FIG. 2 is a rear elevational view thereof;
FIG. 3 is a right side elevational view thereof;
FIG. 4 is a top plan view thereof;
FIG. 5 is a bottom plan view thereof; and,
FIG. 6 is a perspective view thereof with the drawer in an extended outward position.

(56) **References Cited**

U.S. PATENT DOCUMENTS

D303,607 S * 9/1989 Saito D7/351
D313,678 S * 1/1991 Yamaguchi et al. D32/2

1 Claim, 6 Drawing Sheets



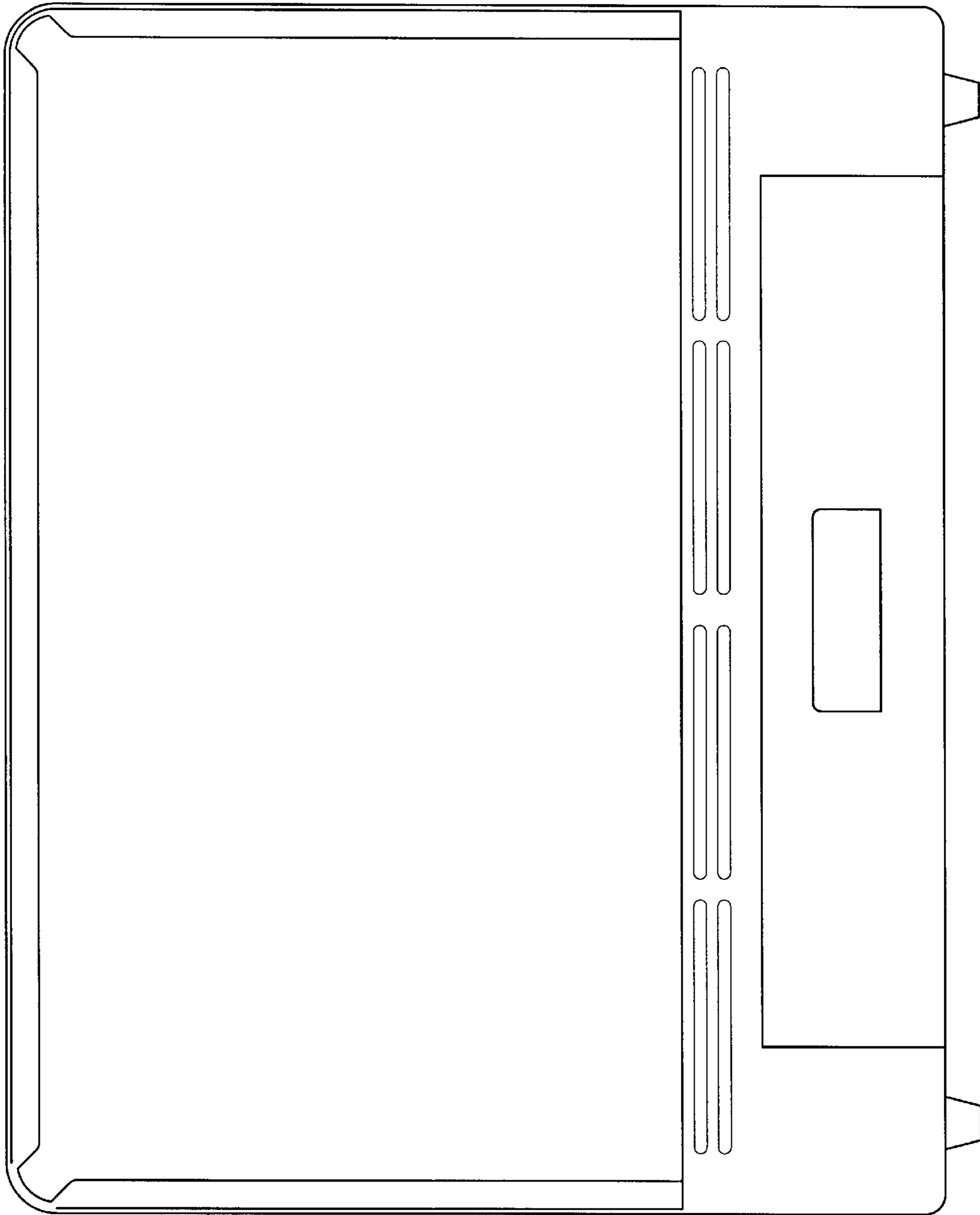


FIG. 1




FIG. 2




FIG. 3




FIG. 4




FIG. 5

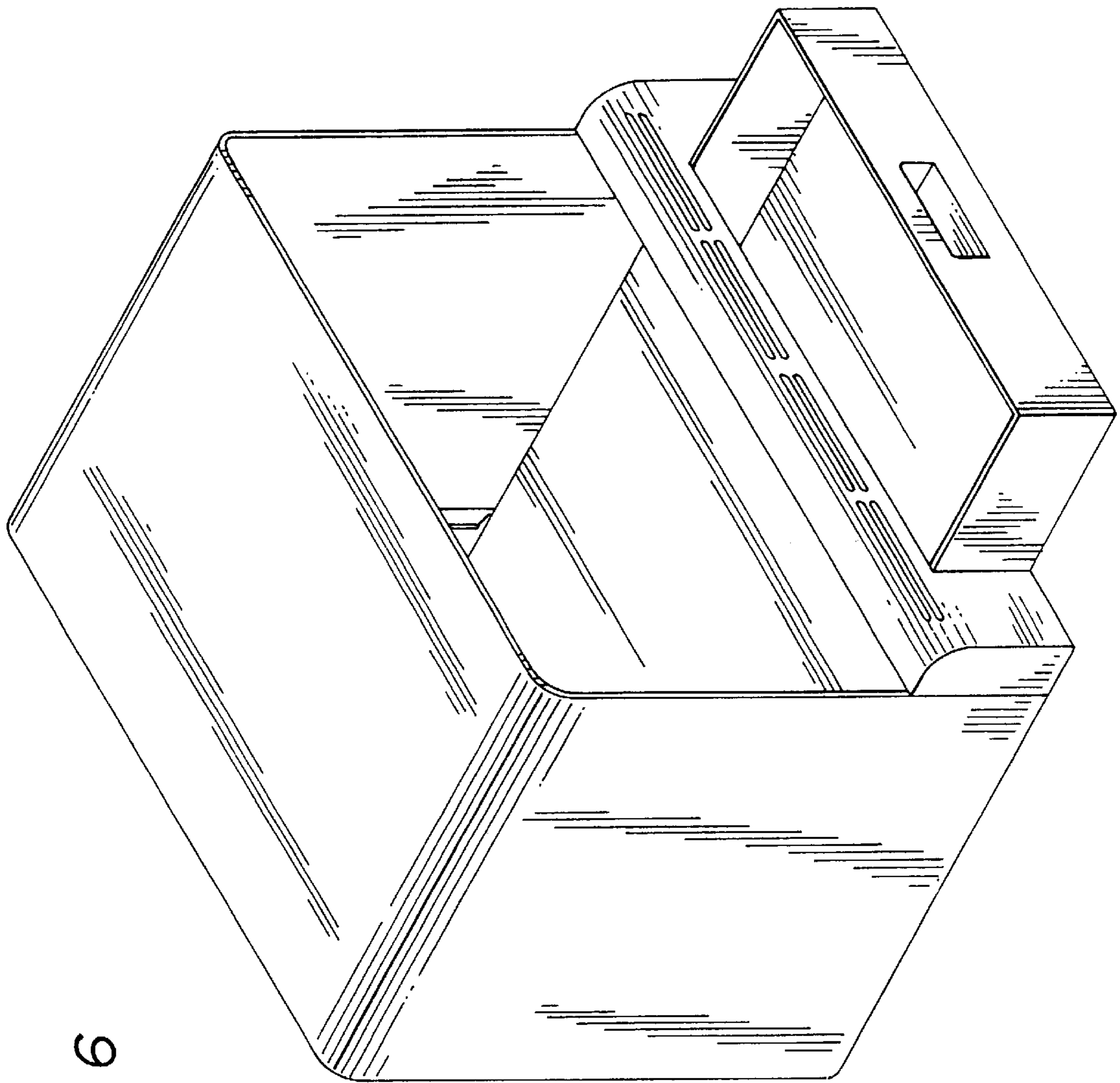


FIG. 6