



US00D465959S

(12) **United States Design Patent**
Cameron

(10) **Patent No.: US D465,959 S**

(45) **Date of Patent: ** Nov. 26, 2002**

(54) **HIGHCHAIR PROTECTIVE COVER**

(76) **Inventor: Ellen N. Cameron**, 12 Scotland Rd.,
Lexington, MA (US) 02420

(**) **Term: 14 Years**

(21) **Appl. No.: 29/157,209**

(22) **Filed: Mar. 14, 2002**

(51) **LOC (7) Cl. 06-13**

(52) **U.S. Cl. D6/611**

(58) **Field of Search** D6/333, 334, 335,
D6/339, 595, 610, 611; 5/655, 922; 297/219.1,
219.12, 219.13, 223, 228, 229, 254, 255,
256.17, 256.16, 464, 465, 466, 467

(56) **References Cited**

U.S. PATENT DOCUMENTS

D315,993 S	*	4/1991	Wenderoth	D6/333
D342,835 S	*	1/1994	Mink	D6/333
D383,636 S	*	9/1997	Harris	D6/611 X
5,988,744 A	*	11/1999	Franchak	297/256.17
6,142,565 A	*	11/2000	Rieder	297/219.12
6,224,148 B1	*	5/2001	Lee et al.	297/256.16 X

* cited by examiner

Primary Examiner—Louis S. Zarfes

Assistant Examiner—Monica A. Weingart

(74) *Attorney, Agent, or Firm*—Mark P. White

(57) **CLAIM**

The ornamental design for a highchair protective cover, as shown and described.

DESCRIPTION

FIG. 1 is a perspective view of the highchair protective cover, showing it in place on a high chair with a child seated thereupon.

FIG. 2 is a bottom plan view of the highchair protective cover, viewed from the back.

FIG. 3 is a perspective view of highchair protective cover, showing it as viewed from the front, and fully in place on highchair.


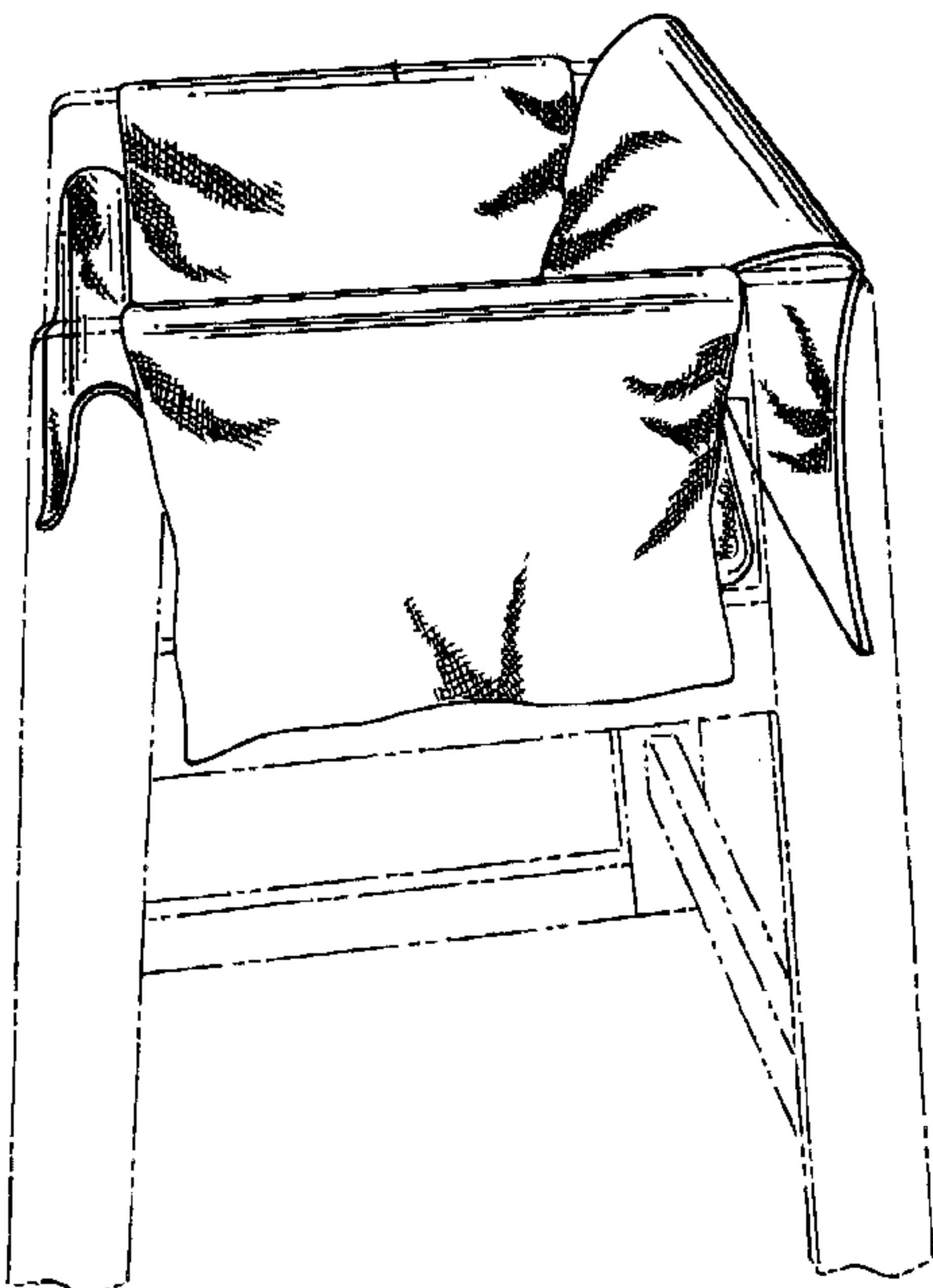
FIG. 4 is a perspective view of the highchair protective cover, showing it as viewed from the rear, and fully in place on a highchair.

FIG. 5 is a perspective view of the highchair protective cover, showing it as viewed from one side, and fully in place on a highchair; and,

FIG. 6 is a bottom plan view of the highchair protective cover, viewed from the front, showing the hook-and-loop fastener strips with which the highchair protective cover is attached to the highchair, this view being identical to the top plan view, inasmuch as the highchair protective cover is made from a thin cloth.

In the drawings, lines which are shown in phantom as dashed or broken represent environmental features, and not part of the claimed invention.

1 Claim, 6 Drawing Sheets



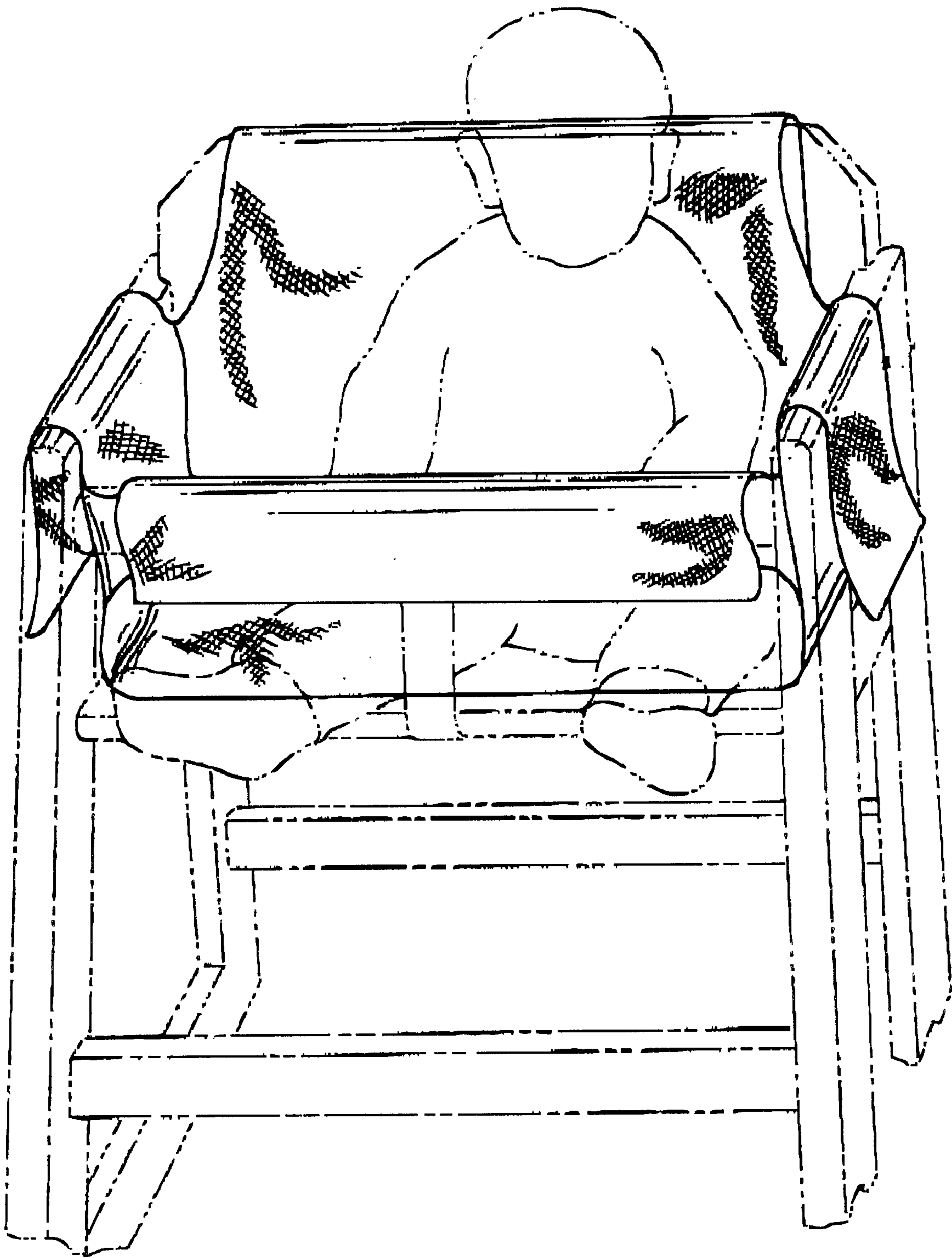


FIG. 1




FIG. 2

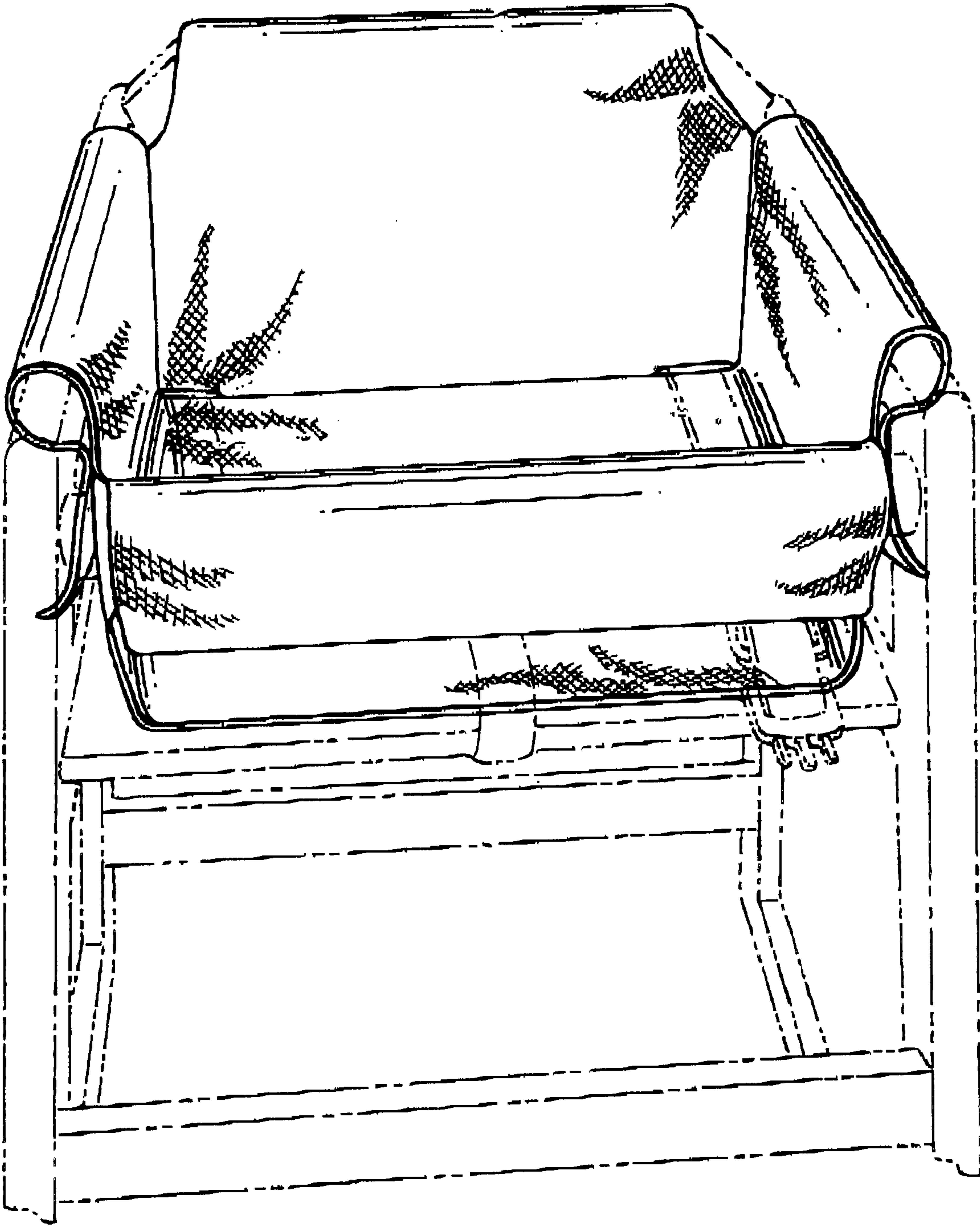


FIG. 3




FIG. 4

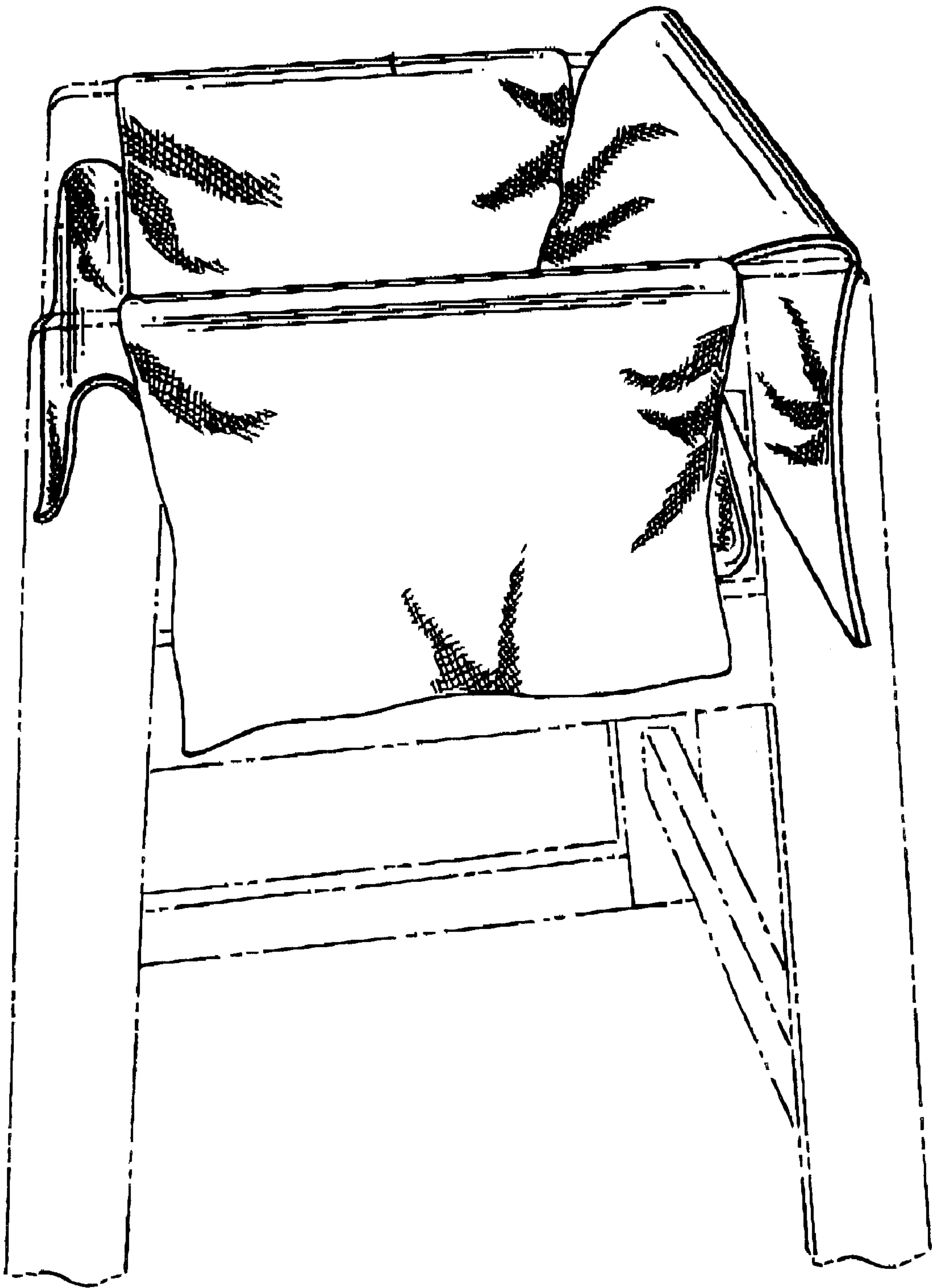


FIG. 5

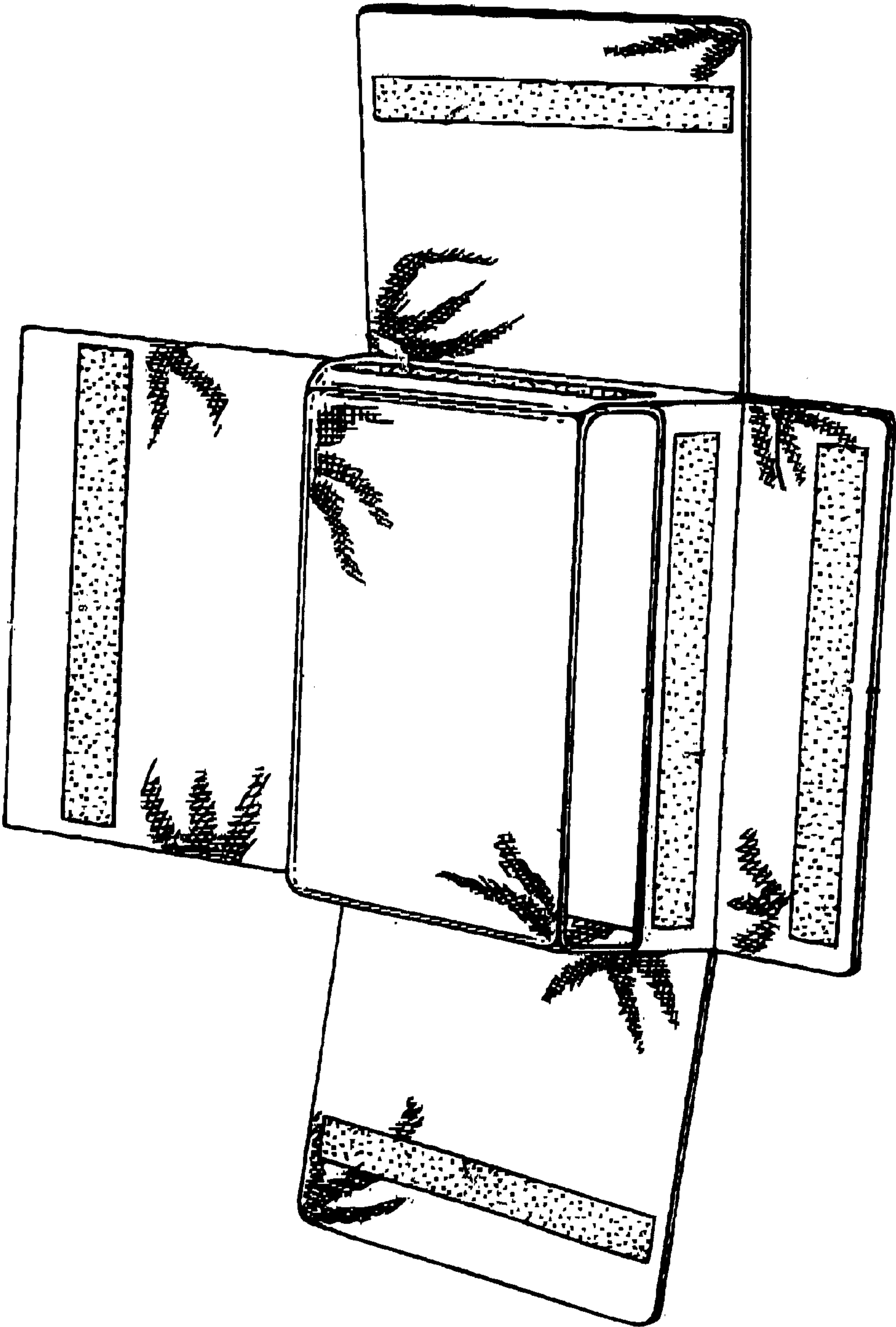


FIG. 6