



US00D465954S

(12) **United States Design Patent**
Chen

(10) **Patent No.:** **US D465,954 S**

(45) **Date of Patent:** **** Nov. 26, 2002**

(54) **TOWEL BAR**

(76) **Inventor:** **Lien-Fu Chen**, No.11, Lane 66, Fu Dong Street, Fu Shan Li, Chung Hua City (TW)

(**) **Term:** **14 Years**

(21) **Appl. No.:** **29/145,757**

(22) **Filed:** **Jul. 27, 2001**

(51) **LOC (7) Cl.** **06-04**

(52) **U.S. Cl.** **D6/549**

(58) **Field of Search** D6/546-50, 518, D6/522-24; D8/300, 307-308, 315-20; 108/29; 211/13.1, 16, 60.1, 86.01, 87.01, 88.04, 105.1-105.2, 106, 123, 181.1; 242/570, 588-90, 597-98; 248/49, 175, 200-201, 205.1, 214, 251-54, 261, 302, 304, 309.1, 314-17

(56) **References Cited**

U.S. PATENT DOCUMENTS

2,542,941 A * 2/1951 Post 248/205.1
D259,753 S * 7/1981 Fleischmann et al. D6/549

D336,726 S * 6/1993 Paulin et al. D6/549
D417,576 S * 12/1999 Ming-Hsiao D6/549
D427,471 S * 7/2000 Chen D6/549
D439,091 S * 3/2001 Milrud et al. D6/549
D452,100 S * 12/2001 Gilbert D6/549

* cited by examiner

Primary Examiner—Brian N. Vinson

(74) *Attorney, Agent, or Firm*—Charles E. Baxley

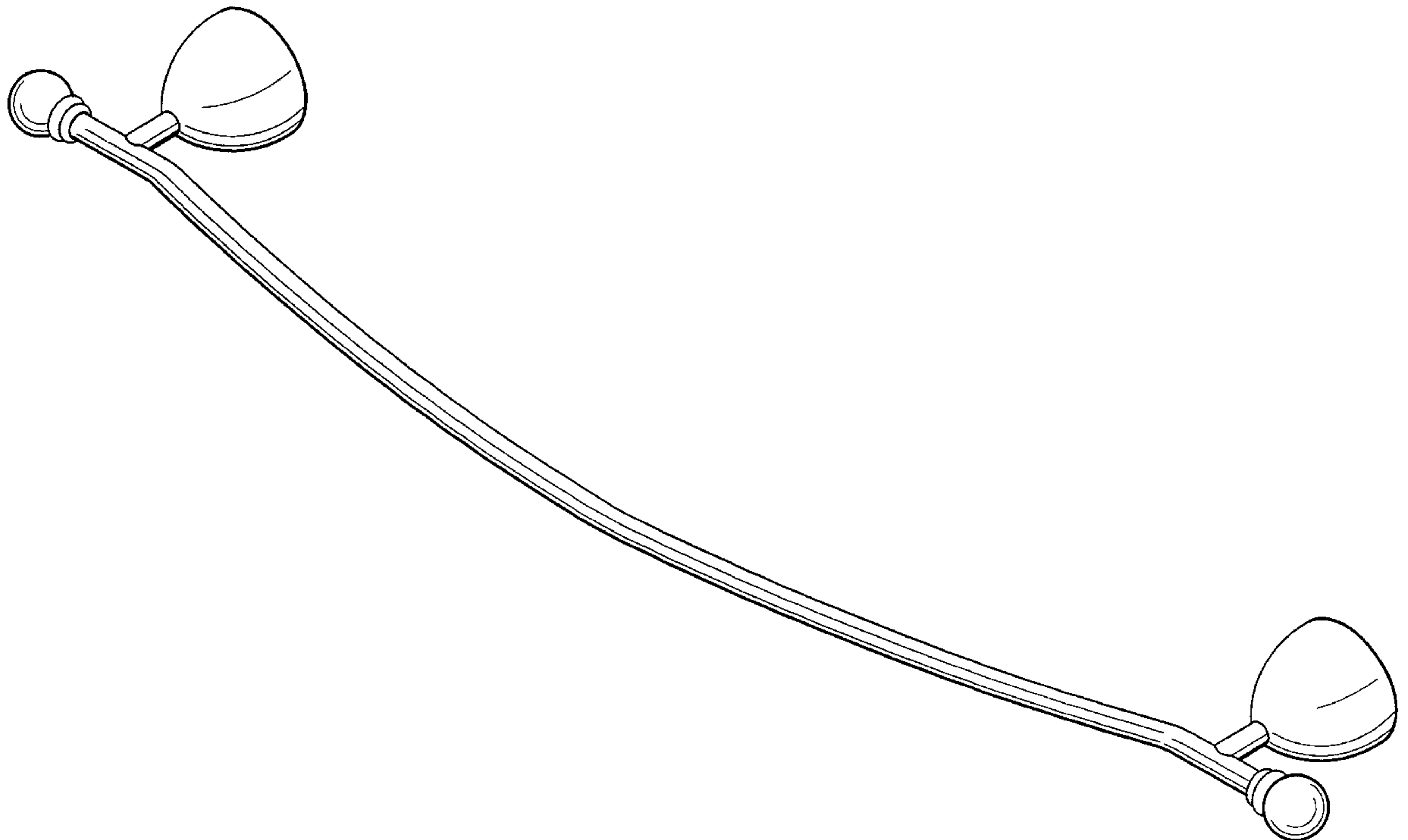
(57) **CLAIM**

The ornamental design for a towel bar, as shown and described.

DESCRIPTION

FIG. 1 is a front elevational view of a towel bar showing my new design;
FIG. 2 is a rear elevational view thereof;
FIG. 3 is a top plan view thereof;
FIG. 4 is a bottom plan view thereof;
FIG. 5 is a left side elevational view thereof;
FIG. 6 is a right side elevational view thereof; and,
FIG. 7 is a perspective view thereof.

1 Claim, 4 Drawing Sheets



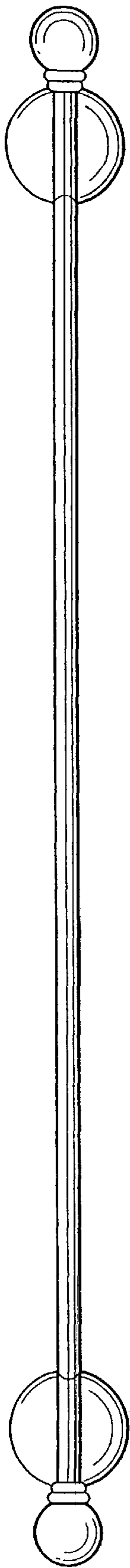


FIG. 1

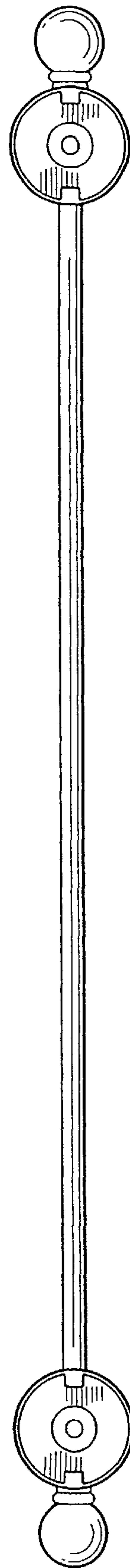


FIG. 2




FIG. 3

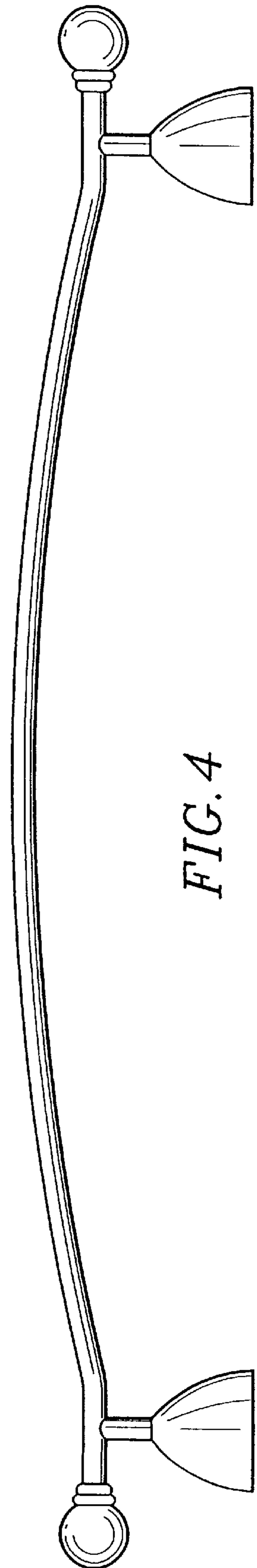


FIG. 4




FIG. 6




FIG. 5

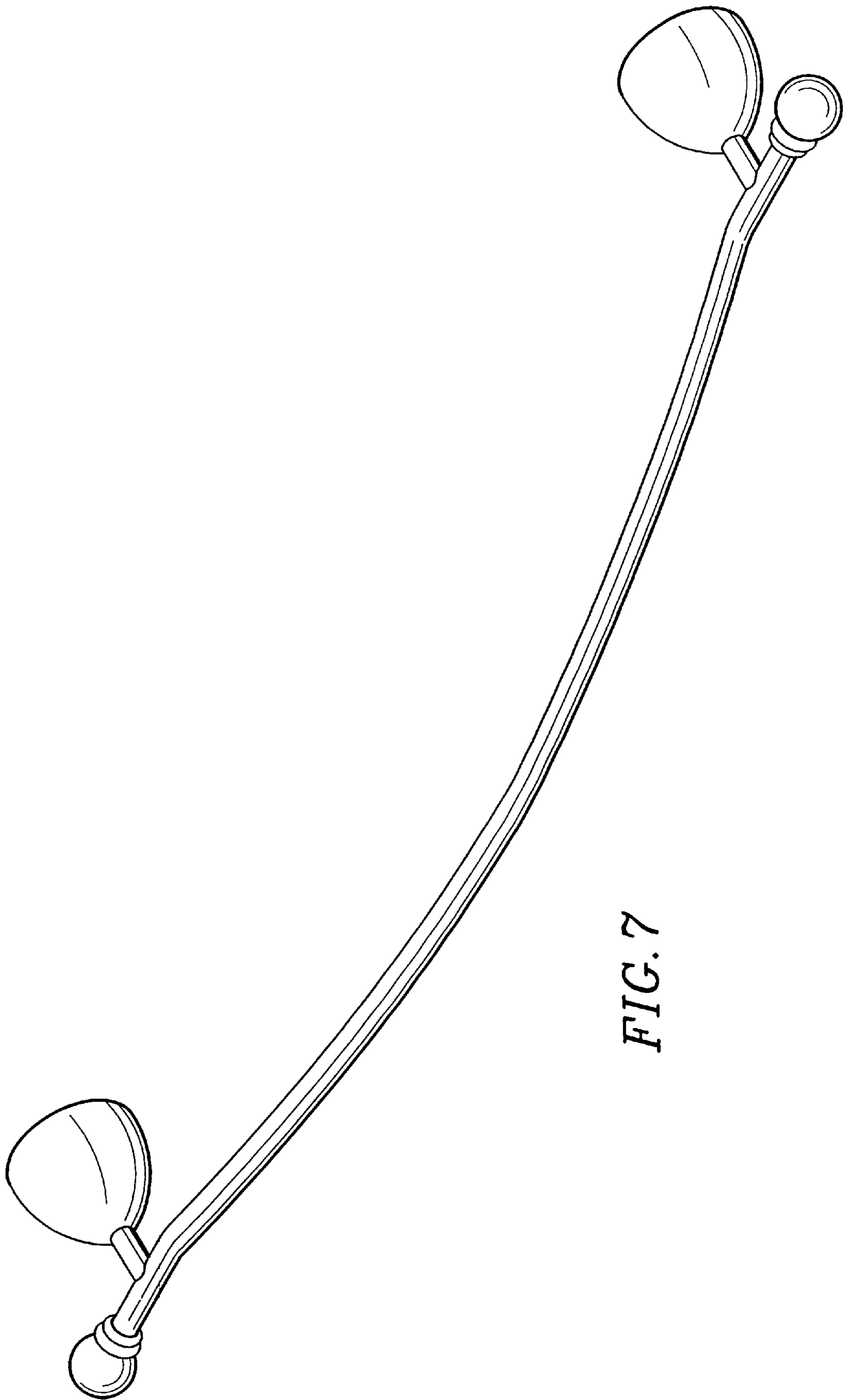


FIG. 7