



US00D465951S

(12) **United States Design Patent**  
**Caldwell**

(10) **Patent No.:** **US D465,951 S**

(45) **Date of Patent:** **\*\* Nov. 26, 2002**

(54) **PANEL FOR THE BACK OF A SEAT**

D448,186 S \* 9/2001 Grosfillex ..... D6/369 X

(76) **Inventor:** **John W. Caldwell**, 1829 Warwick Rd.,  
San Marino, CA (US) 91108

\* cited by examiner

(\*\*) **Term:** **14 Years**

*Primary Examiner*—Gary D. Watson

(74) *Attorney, Agent, or Firm*—Donald D. Mon

(21) **Appl. No.:** **29/152,214**

(57) **CLAIM**

(22) **Filed:** **Dec. 11, 2001**

The ornamental design for a panel for the back of a seat, as shown and described.

(51) **LOC (7) Cl.** ..... **06-06**

**DESCRIPTION**

(52) **U.S. Cl.** ..... **D6/502**

(58) **Field of Search** ..... D6/334, 335, 358,  
D6/369, 370, 376, 381, 500, 501, 502;  
297/232, 451.9, 452.64

FIG. 1 is a left hand side view of a panel according to the invention, the right hand side being its mirror image;  
FIG. 2 is an elevation view of the front of the panel of FIG. 1;

(56) **References Cited**

FIG. 3 is a top view of FIG. 2;

**U.S. PATENT DOCUMENTS**


FIG. 4 is an elevation view of the back side of the panel of FIG. 2; and,

- D234,479 S \* 3/1975 Grosfillex ..... D6/376
- D234,480 S \* 3/1975 Grosfillex ..... D6/369
- D343,528 S \* 1/1994 Hess ..... D6/376
- D381,822 S \* 8/1997 Lin ..... D6/370 X
- D409,850 S \* 5/1999 Jeng ..... D6/370

FIG. 5 is a bottom view of FIG. 2.

The broken lines shown in FIG. 2 are for illustrative purposes only and form no part of the claimed design.

**1 Claim, 2 Drawing Sheets**



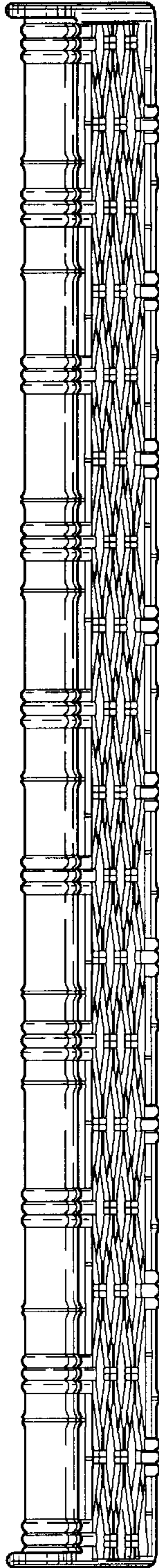


FIG. 3






FIG. 2



FIG. 1



*FIG. 4*



*FIG. 5*