



US00D465943S

(12) **United States Design Patent**  
**Prater et al.**

(10) **Patent No.:** **US D465,943 S**

(45) **Date of Patent:** **\*\* Nov. 26, 2002**

(54) **VANITY CABINET**

D437,147 S \* 2/2001 Ungaro ..... D6/432  
D454,262 S \* 3/2002 Chu et al. .... D6/446

(75) Inventors: **Kevin Prater**, Chillicothe, OH (US);  
**Scott Mason**, West Palm Beach, FL  
(US)

\* cited by examiner

*Primary Examiner*—Cathron C. Brooks

(73) Assignee: **Mill's Pride, Inc.**, Waverly, OH (US)

(74) *Attorney, Agent, or Firm*—Edgar A. Zarins; Lloyd D.  
Doigan

(\*\*) Term: **14 Years**

(57) **CLAIM**

(21) Appl. No.: **29/149,496**

The ornamental design for a vanity cabinet, as shown and  
described.

(22) Filed: **Oct. 11, 2001**

**DESCRIPTION**

(51) **LOC (7) Cl.** ..... **06-04**

(52) **U.S. Cl.** ..... **D6/446; D23/286**

(58) **Field of Search** ..... D6/432, 445, 446,  
D6/561; D23/286; 312/138.1, 194, 198,  
204, 330.1

FIG. 1 is a perspective view of a vanity cabinet showing our  
new design;

FIG. 2 is a perspective view thereof, with a drawer shown in  
an opened position; and,

FIG. 3 is a top plan view thereof, with both drawers shown  
in an opened position.


The broken lines shown are for illustrative purposes only  
and form no part of the claimed design.

(56) **References Cited**

**U.S. PATENT DOCUMENTS**

D367,317 S \* 2/1996 Liu ..... D23/286  
D367,318 S \* 2/1996 Liu ..... D23/286

**1 Claim, 2 Drawing Sheets**






Fig-1




Fig-2

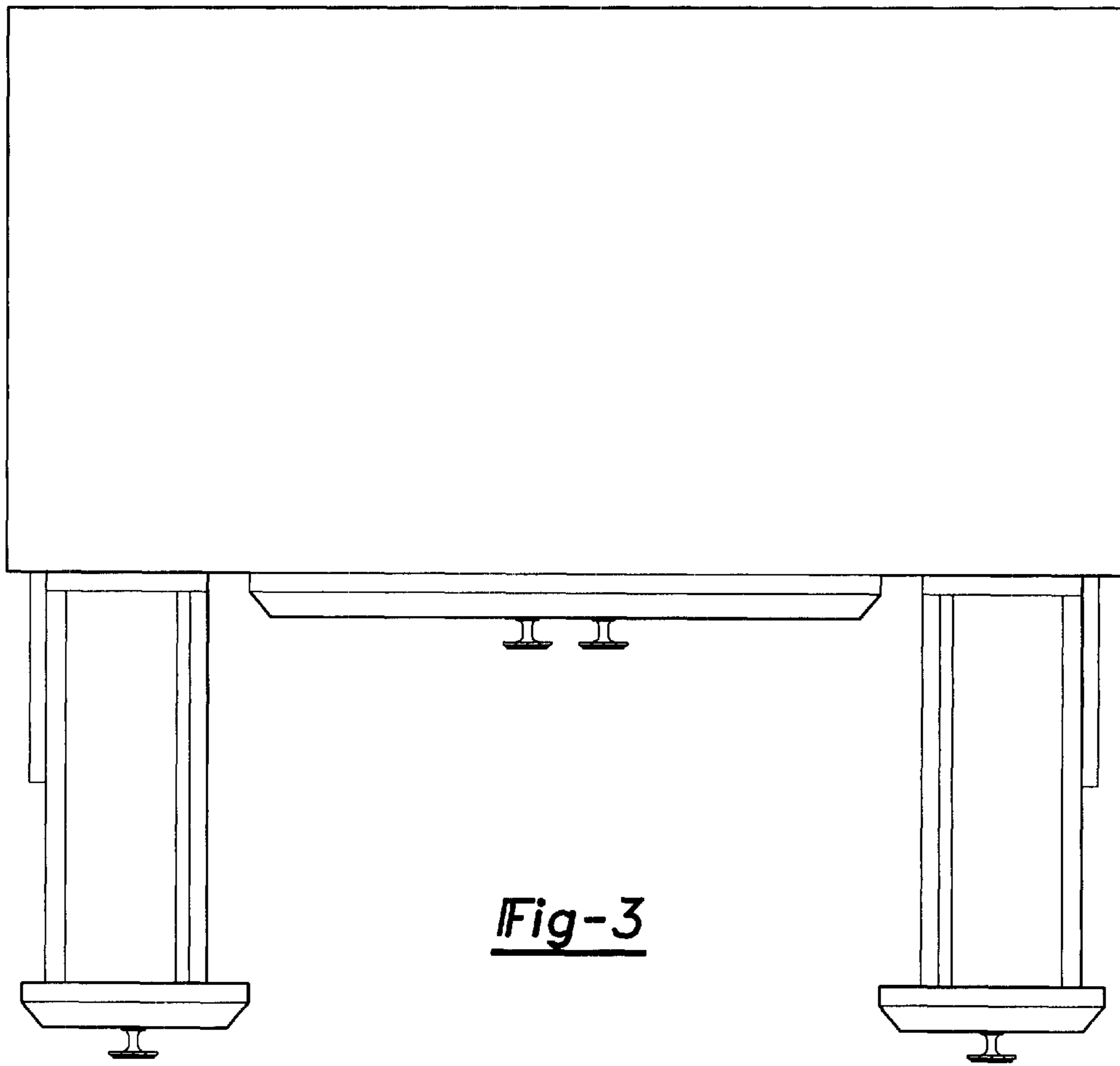


Fig-3