



US00D465933S

(12) **United States Design Patent**
Henderson et al.

(10) **Patent No.: US D465,933 S**

(45) **Date of Patent: ** Nov. 26, 2002**

(54) **MIRROR**

(75) Inventors: **Scott Henderson**, Brooklyn, NY (US);
Steven Vordenberg, New York, NY (US)

(73) Assignee: **WKI Holding Company, Inc.**, Elmira, NY (US)

(**) Term: **14 Years**

(21) Appl. No.: **29/144,563**

(22) Filed: **Jul. 6, 2001**

(51) **LOC (7) Cl.** **06-07**

(52) **U.S. Cl.** **D6/309**

(58) **Field of Search** D6/300, 309, 308,
D6/525-526, 534, 540; 40/597; 248/467

(56) **References Cited**

U.S. PATENT DOCUMENTS

D133,663 S	*	9/1942	Beason	D20/43
4,529,278 A	*	7/1985	Nugent	359/870
D288,474 S	*	2/1987	Miyake et al.	D23/353
D324,463 S	*	3/1992	Young	D6/525
D370,816 S	*	6/1996	Hofman et al.	D6/568
D393,879 S	*	4/1998	Veto	D20/43

D418,172 S * 12/1999 Veto D20/43

D451,733 S * 12/2001 Henderson et al. D6/540

D451,734 S * 12/2001 Henderson D6/540

OTHER PUBLICATIONS

Photographs of prior art mirrors, together with a copy of mounting card dated ©2000 and outside wrap, no date.

* cited by examiner

Primary Examiner—Nelson C. Holtje

(74) *Attorney, Agent, or Firm*—Sayfarth Shaw

(57) **CLAIM**

The ornamental design for a mirror, as shown and described.

DESCRIPTION

FIG. 1 is a perspective view of a mirror showing our new design;

FIG. 2 is a front elevational view thereof;

FIG. 3 is a top plan view thereof;

FIG. 4 is a rear elevational view thereof;

FIG. 5 is a bottom plan view thereof; and,

FIG. 6 is a side elevational view of one side thereof; the other side being substantially identical.

1 Claim, 4 Drawing Sheets





FIG. 1

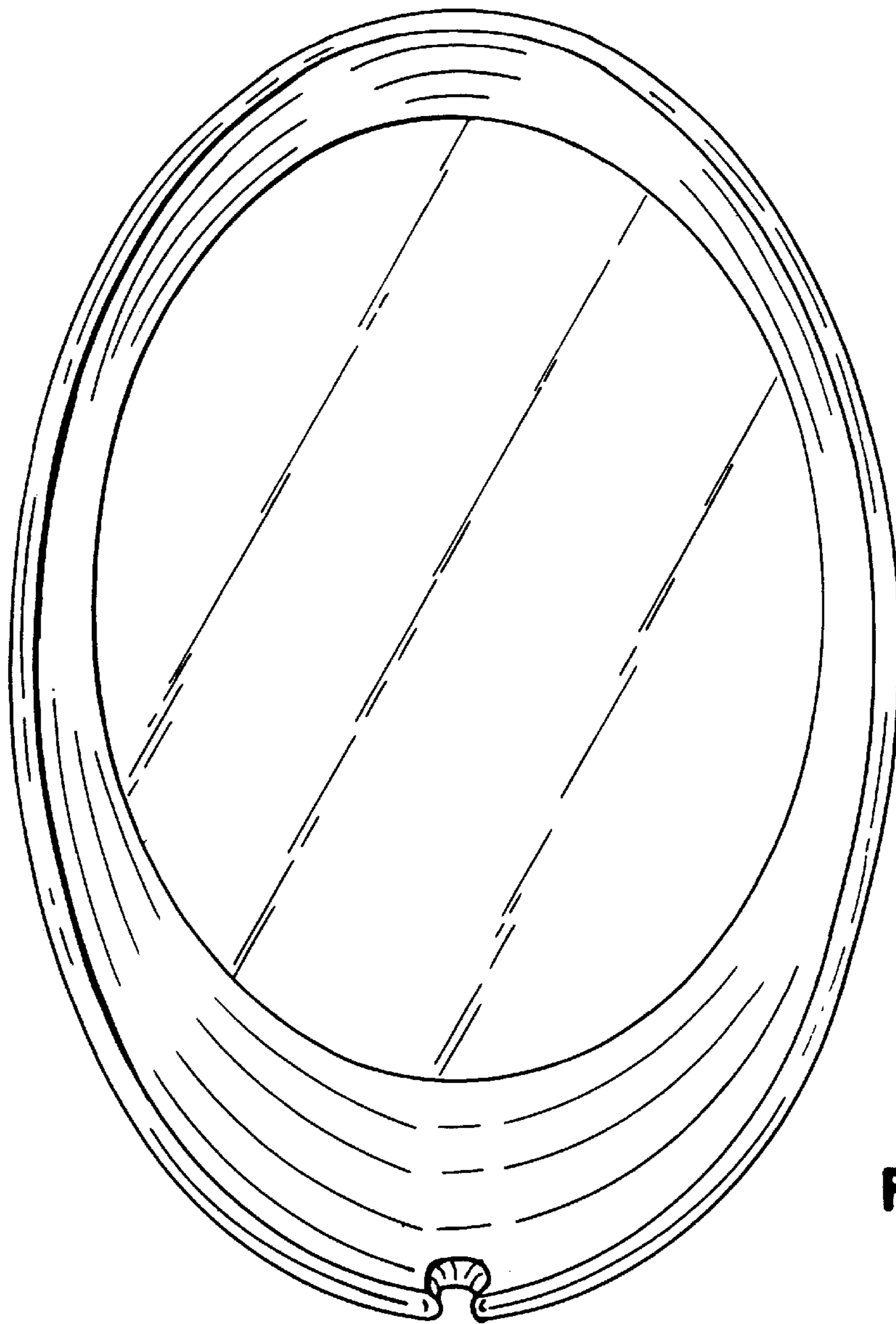


FIG. 2




FIG. 3

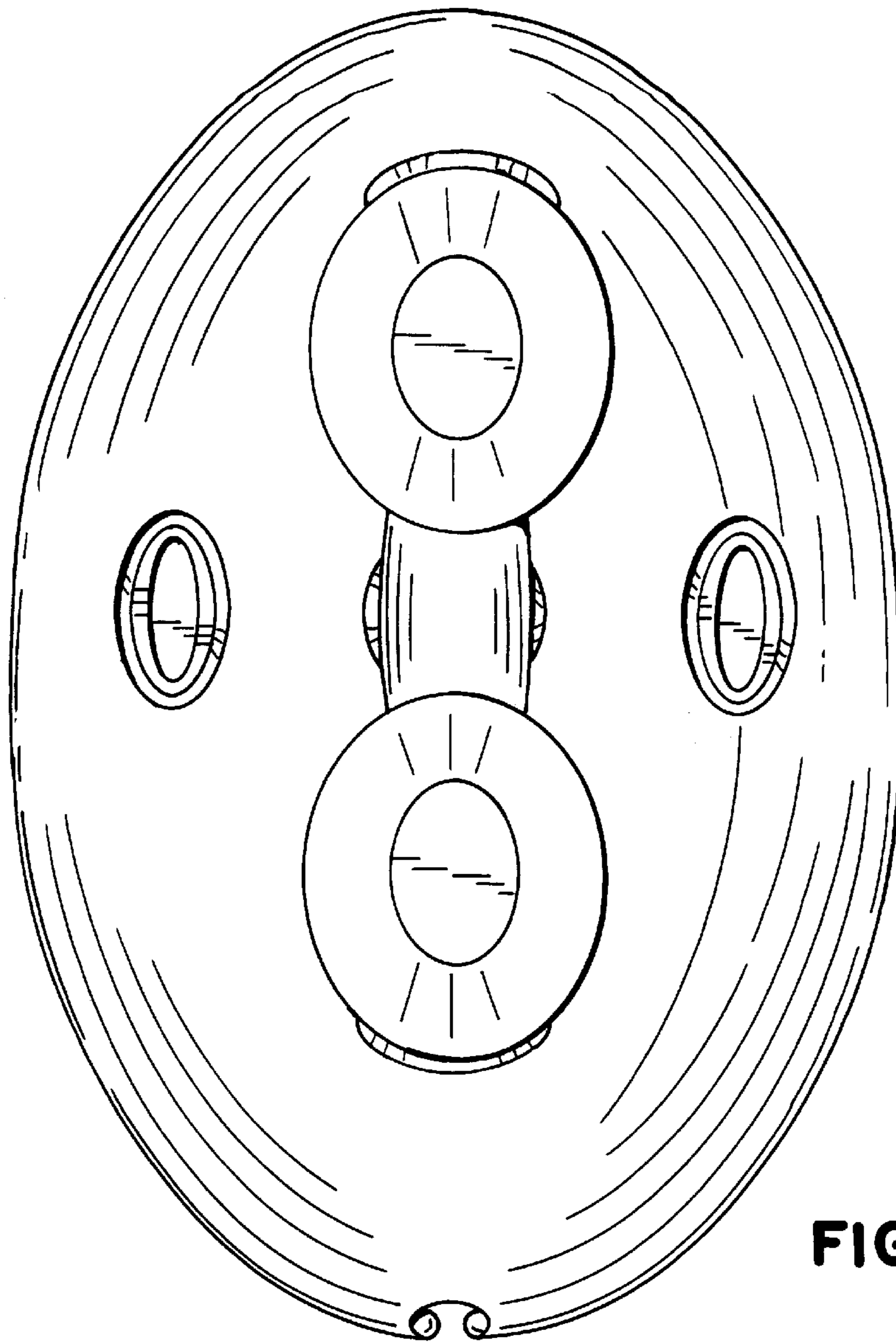


FIG. 4

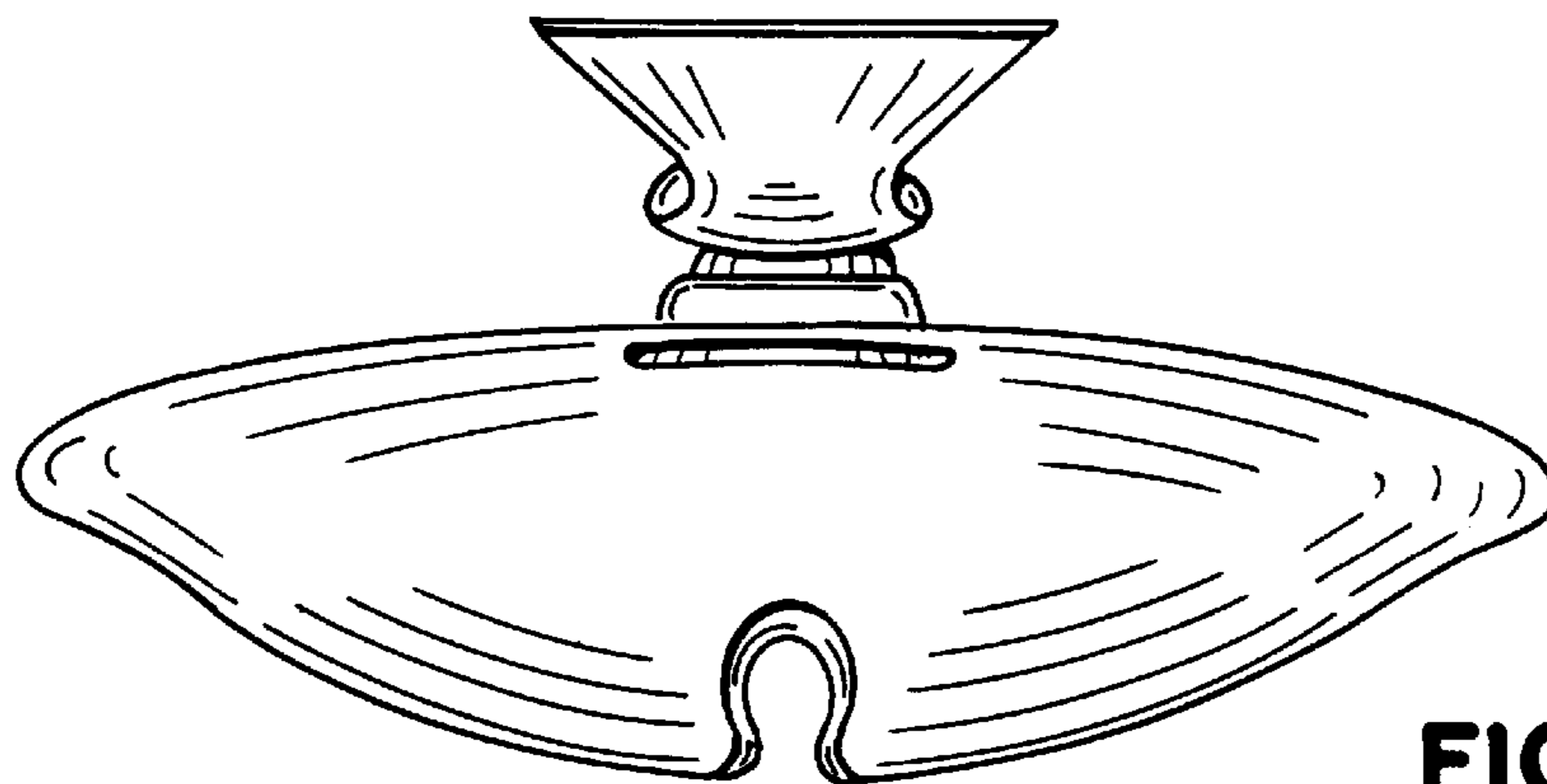


FIG. 5

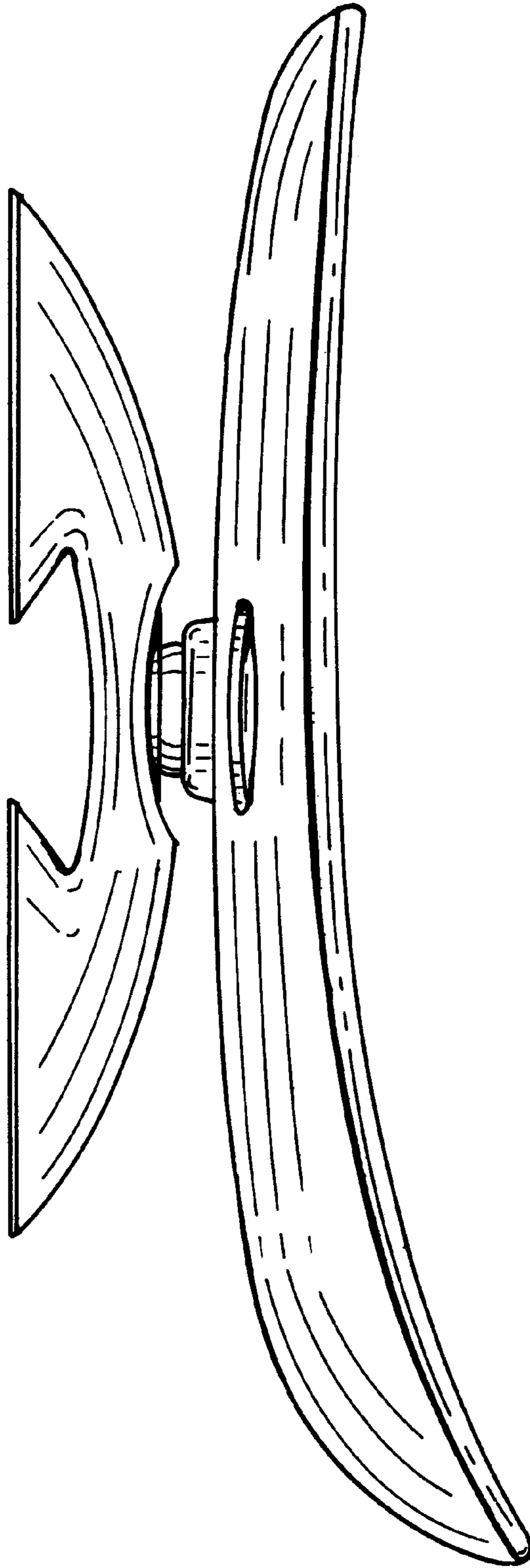


FIG. 6