



US00D465926S

(12) **United States Design Patent**
Eliav et al.

(10) **Patent No.:** **US D465,926 S**

(45) **Date of Patent:** **** Nov. 26, 2002**

(54) **ELECTRIC TOOTHBRUSH HEAD**

(74) *Attorney, Agent, or Firm*—Henry S. Goldfine

(75) **Inventors:** **Eyal Eliav**, New York, NY (US);
Kyoungeun Ahn, New York, NY (US);
John Gatzemeyer, Hillsborough, NJ (US)

(57) **CLAIM**

The ornamental design for an electric toothbrush head, as shown and described.

(73) **Assignee:** **Colgate-Palmolive Company**, New York, NY (US)

DESCRIPTION

(**) **Term:** **14 Years**

FIG. 1 is a front elevation view of a first embodiment showing an electric toothbrush head of our new design; FIG. 2 is a left side elevation view thereof, the right side elevation being a mirror image of the left side elevation as shown herein in FIG. 2;

(21) **Appl. No.:** **29/143,177**

FIG. 3 is a back elevation view thereof;

(22) **Filed:** **Jun. 8, 2001**

FIG. 4 is a top view thereof;

(51) **LOC (7) Cl.** **04-02**

FIG. 5 is a bottom thereof;

(52) **U.S. Cl.** **D4/101**

FIG. 6 is a front, left side perspective view thereof;

(58) **Field of Search** D4/101, 104–112,
D4/114, 134, 138, 127; 15/21.1, 22.1, 28,
29, 143.1, 159.1, 160, 167.1, 176.1; 132/308,
311; 601/141, 142

FIG. 7 is a bottom, right side perspective view thereof;

FIG. 8 is a front elevation view of a second embodiment of an electric toothbrush head of our new design;

(56) **References Cited**

FIG. 9 is a left side elevation view thereof, the right side elevation being a mirror image of the left side elevation as shown herein in FIG. 8;

U.S. PATENT DOCUMENTS

D353,490 S * 12/1994 Hartwein D13/108
D397,252 S * 8/1998 Allende D4/101
D411,769 S * 7/1999 Wright D4/101
D452,775 S * 1/2002 Wright D4/101

FIG. 10 is a back elevation view of FIG. 8;

FIG. 11 is a top view of FIG. 8;

FIG. 12 is a bottom view of FIG. 8;

FIG. 13 is a front, left side perspective view of FIG. 8; and, FIG. 14 is a bottom, right side perspective view of FIG. 8.

* cited by examiner

The bristle patterns in FIGS. 8 through 14, inclusive, are shown in broken lines for illustrative purposes only and form no part of the claimed design.

Primary Examiner—Lisa Lichtenstein

1 Claim, 6 Drawing Sheets

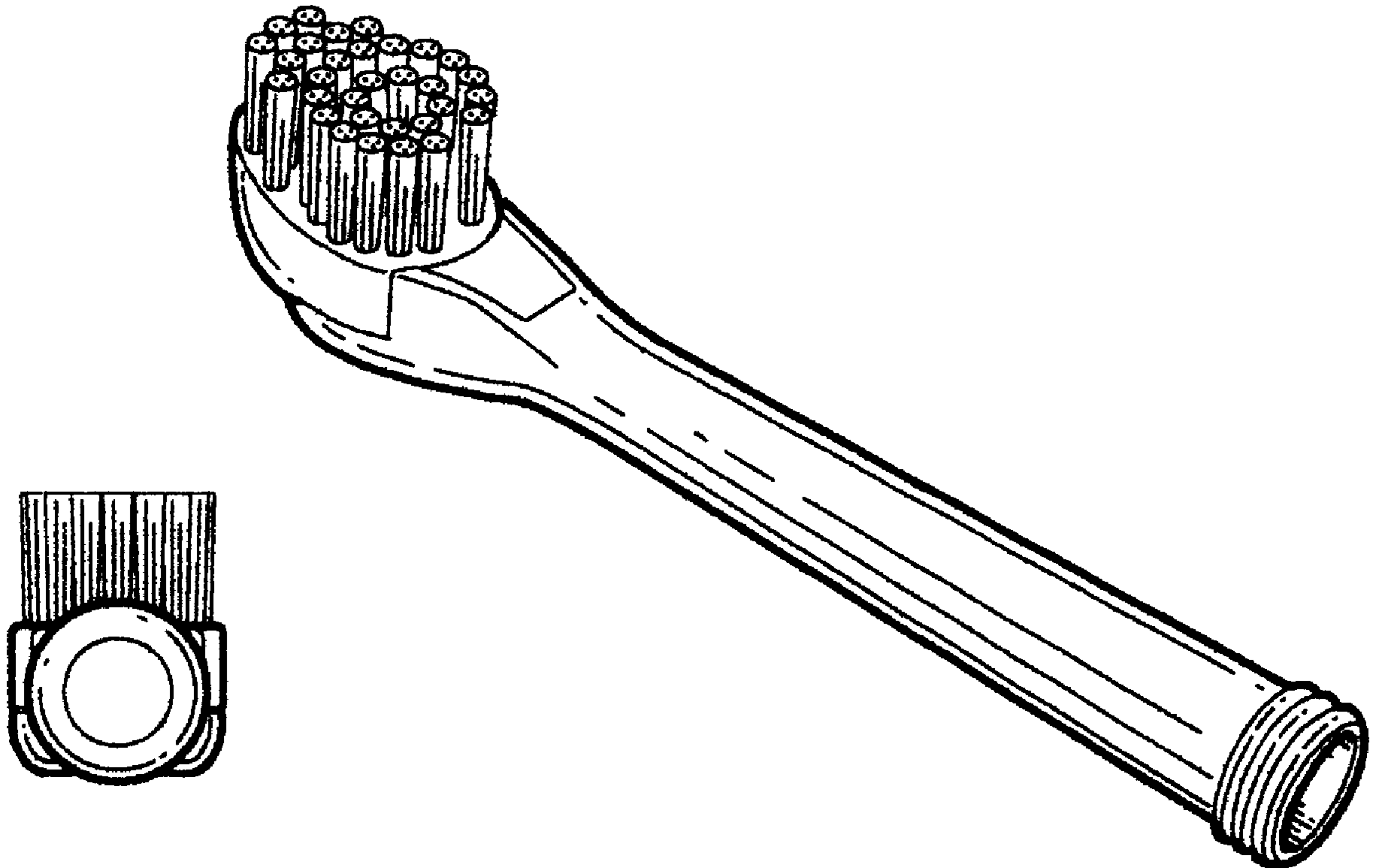


FIG. 1




FIG. 2

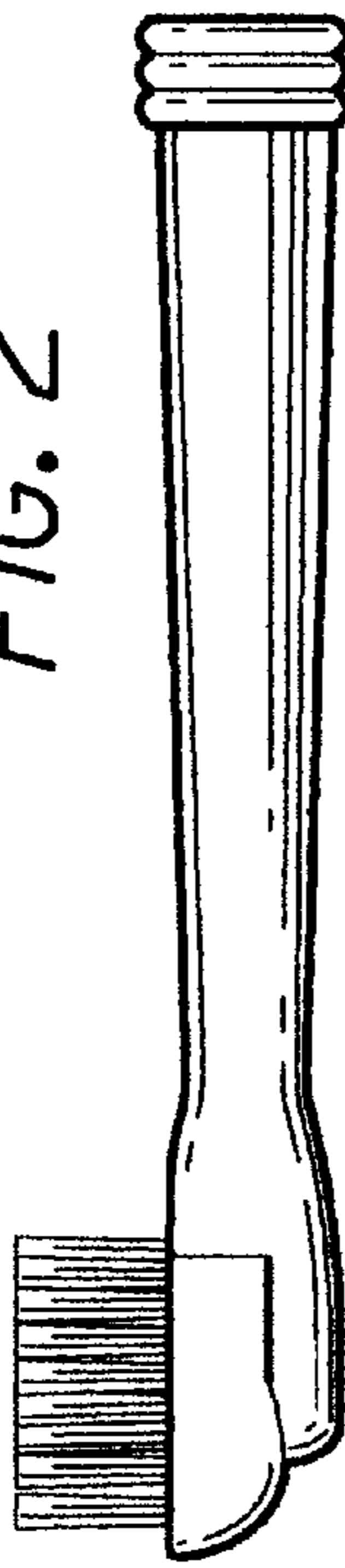


FIG. 3



FIG. 5





FIG. 4

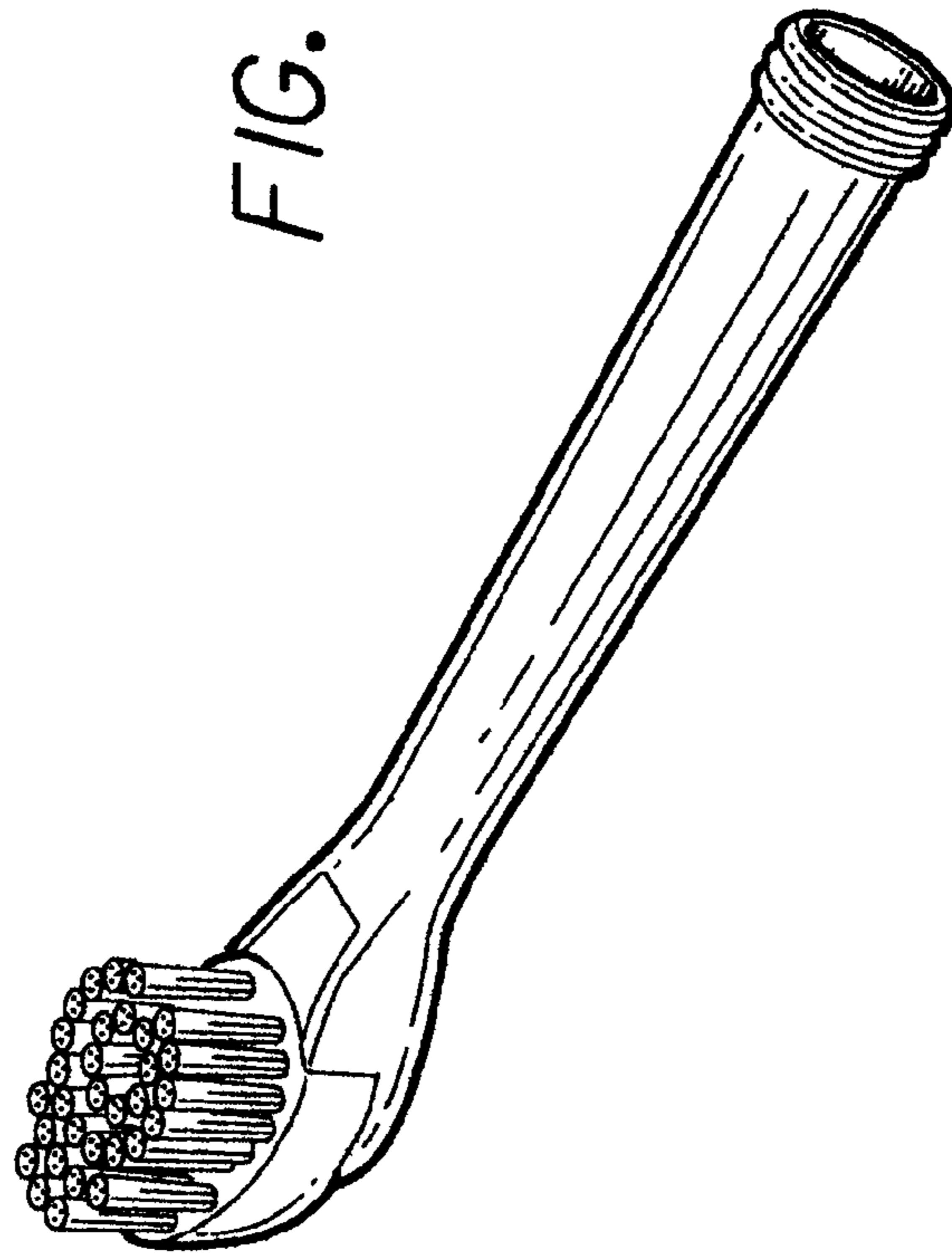


FIG. 6

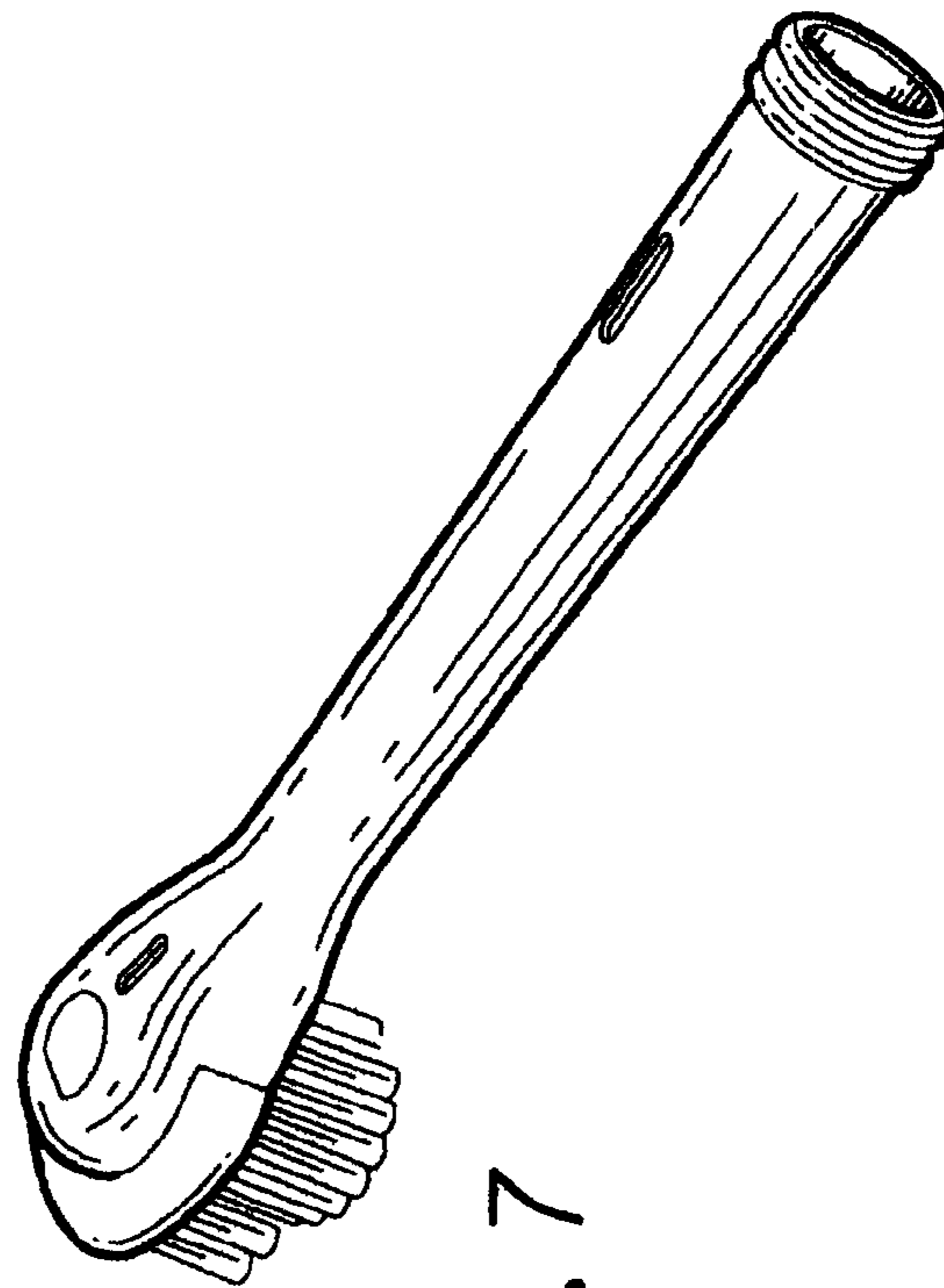


FIG. 7

FIG. 8



FIG. 9




FIG. 10



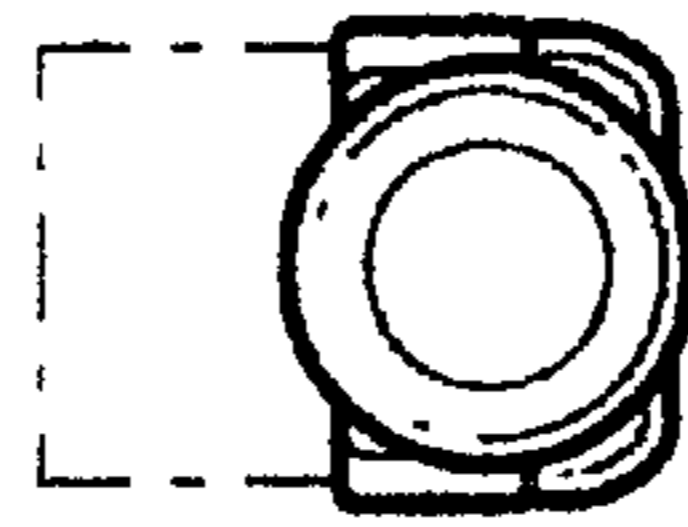


FIG. 12




FIG. 11

FIG. 13

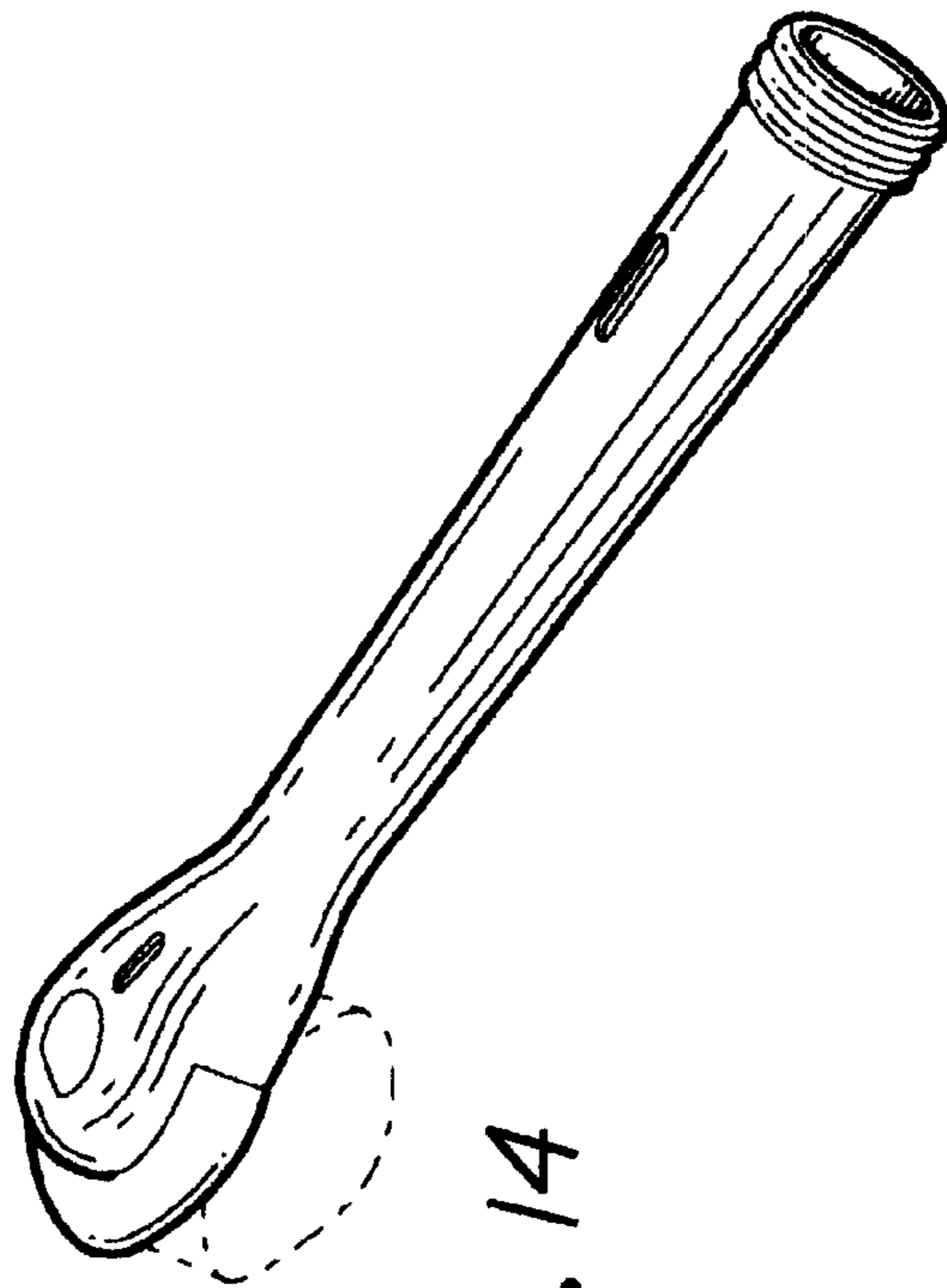
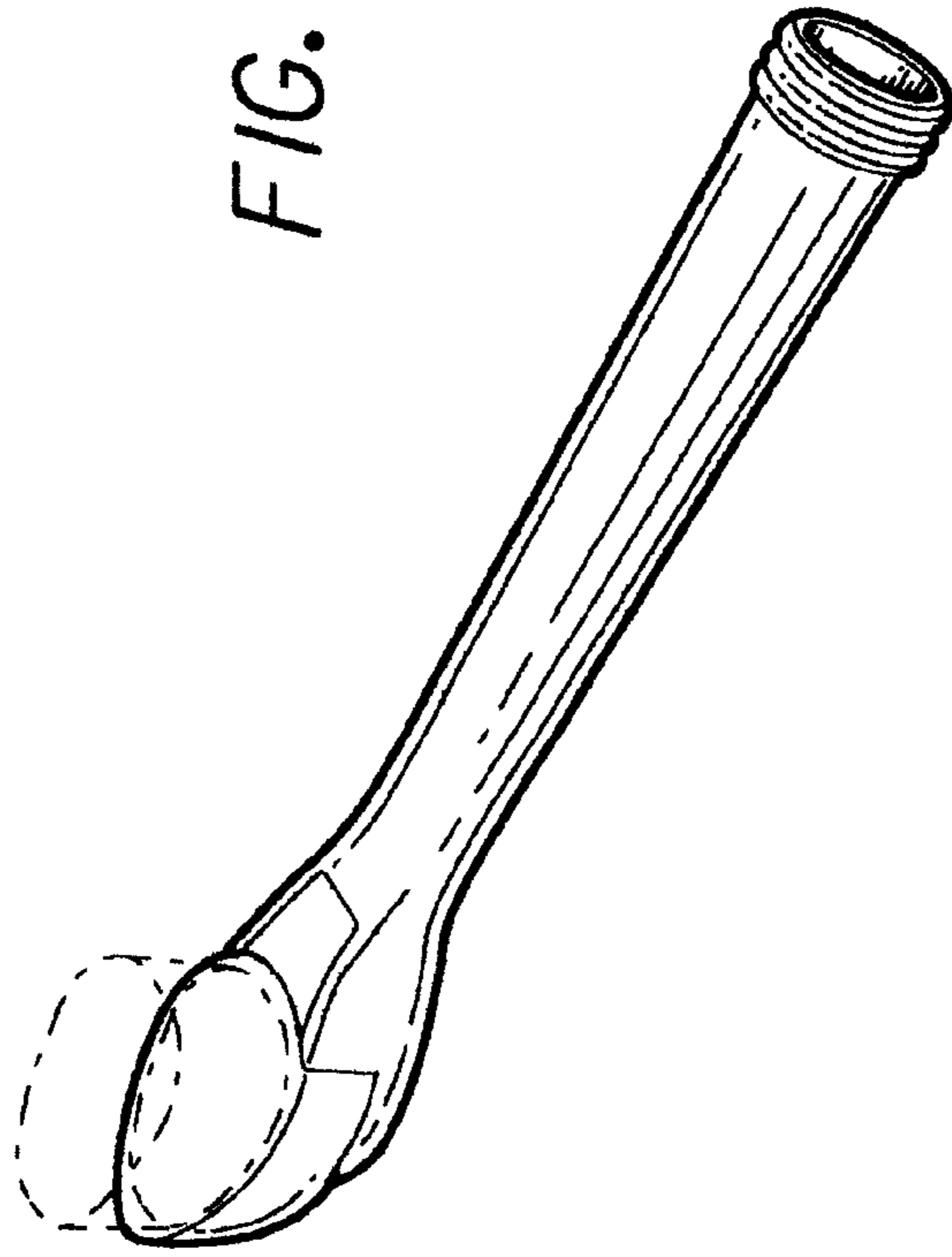


FIG. 14