



US00D465922S

(12) **United States Design Patent**
Davis

(10) **Patent No.:** **US D465,922 S**

(45) **Date of Patent:** **** Nov. 26, 2002**

(54) **BAG, PREFERABLY FOR BEDDING/
ENSEMBLE**

(75) **Inventor:** **Dawn H. Davis, Danville, VA (US)**

(73) **Assignee:** **Dan River Inc., Danville, VA (US)**

(**) **Term:** **14 Years**

(21) **Appl. No.:** **29/151,649**

(22) **Filed:** **Dec. 7, 2001**

(51) **LOC (7) Cl.** **03-01**

(52) **U.S. Cl.** **D3/287; D3/289**

(58) **Field of Search** **D3/273, 276, 279,
D3/285, 287, 289, 301; 190/100, 109, 110,
111, 112, 113**

(56) **References Cited**

U.S. PATENT DOCUMENTS

D264,146 S	*	5/1982	Davis	D3/287
D281,649 S	*	12/1985	Bomes et al.	D3/287
4,561,525 A	*	12/1985	Shidner	190/106
D284,425 S	*	7/1986	Allen	D3/287
D305,957 S	*	2/1990	Cruger et al.	D3/283

D307,811 S	*	5/1990	Branco	D3/289
D349,404 S	*	8/1994	Poisson	D3/276
D361,662 S	*	8/1995	King et al.	D3/276
D386,613 S	*	11/1997	Terzian	D3/287
D403,155 S	*	12/1998	Liu	D3/287

* cited by examiner

Primary Examiner—Philip S. Hyder

(74) *Attorney, Agent, or Firm*—Ladas & Parry


(57) **CLAIM**

I claim the ornamental design for a bag, preferably for bedding/ensemble, as shown.

DESCRIPTION

FIG. 1 is a front, top and right side perspective view of a bag, preferably for bedding/ensemble, showing my new design; FIG. 2 is a right side elevational view thereof; FIG. 3 is a top plan view thereof; FIG. 4 is a front elevational view thereof; FIG. 5 is a rear elevational view thereof; FIG. 6 is a left-side elevational view thereof; and, FIG. 7 is a bottom plan view thereof.

1 Claim, 6 Drawing Sheets



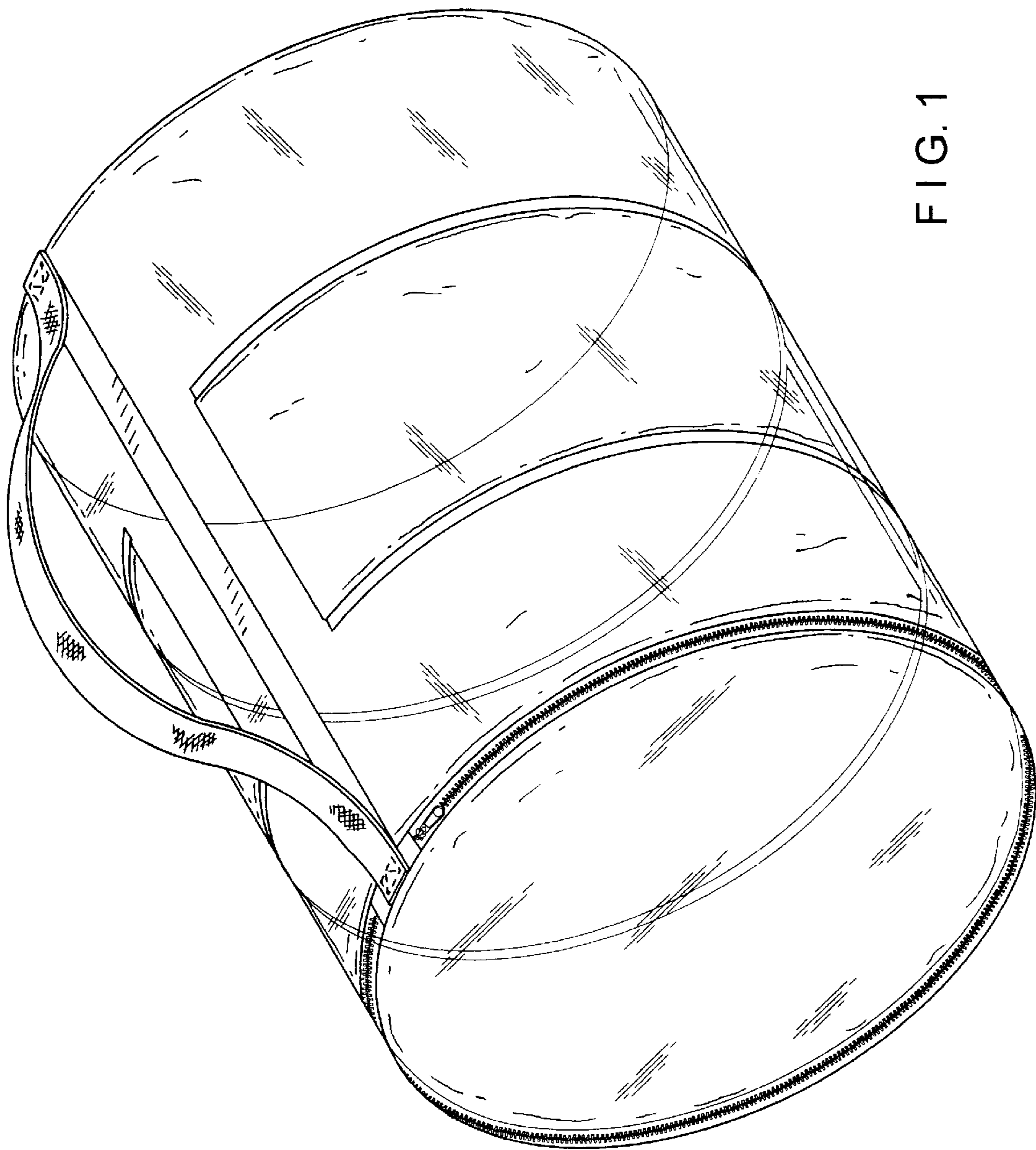


FIG. 1




FIG. 2

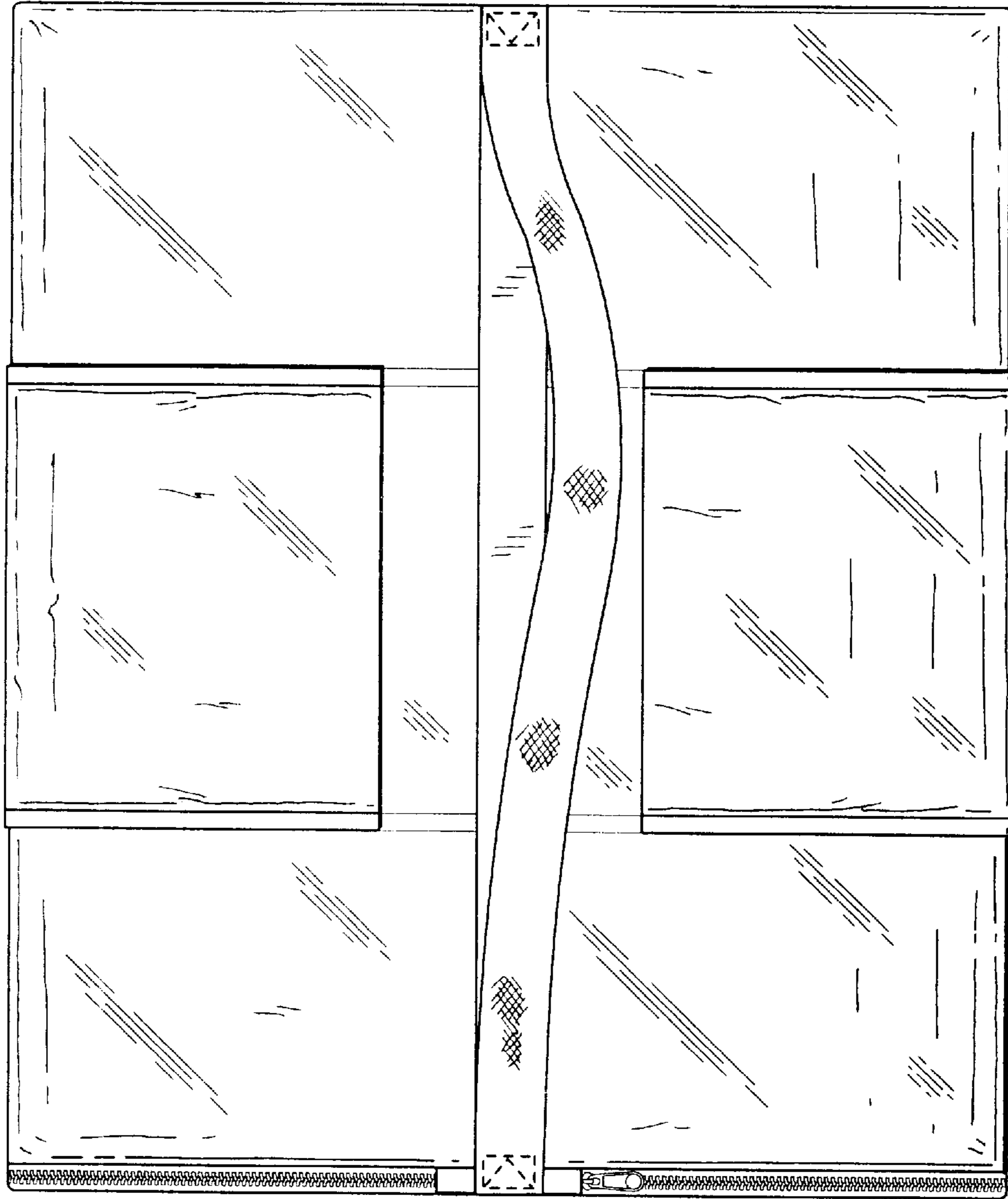


FIG. 3

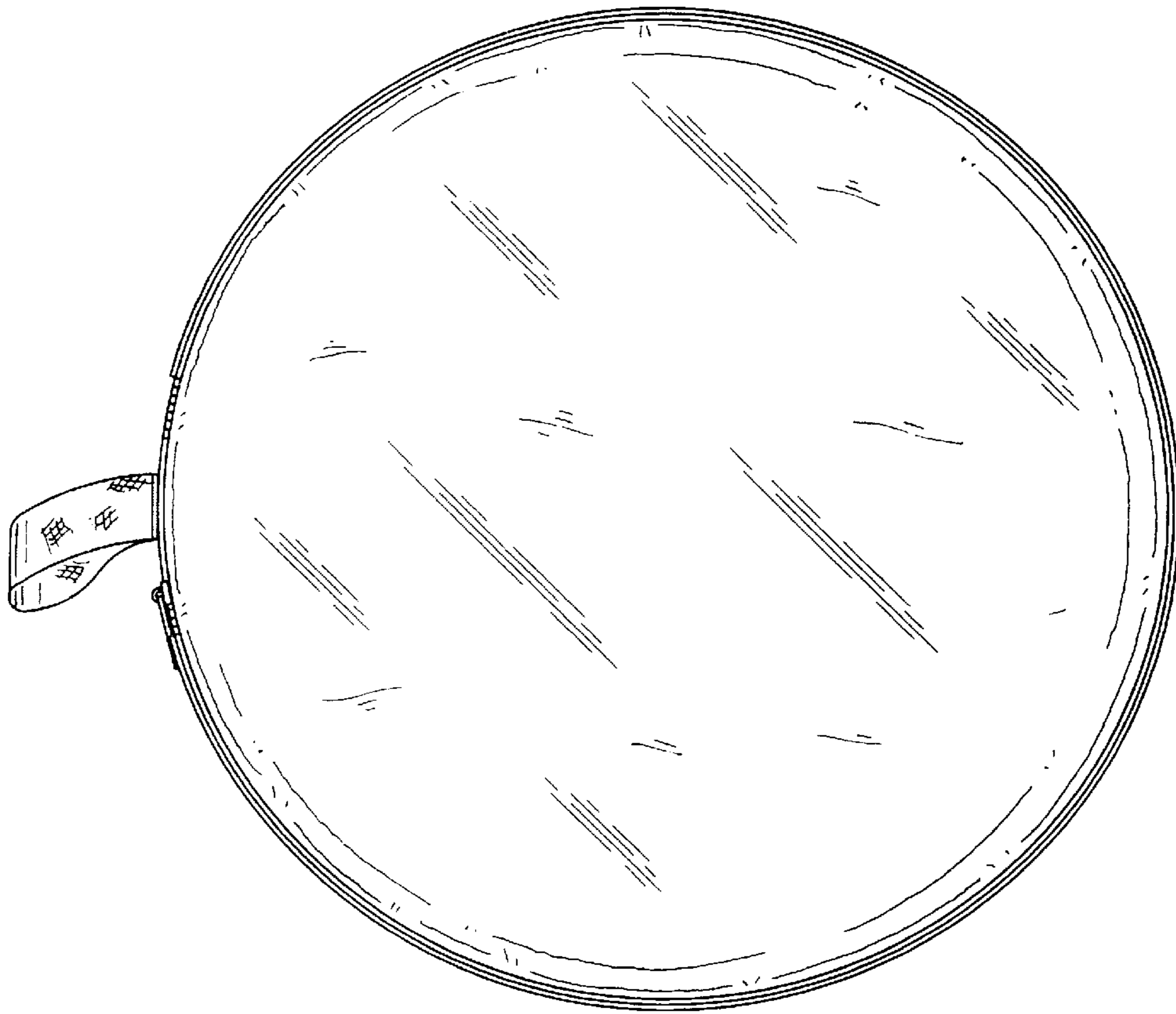


FIG. 5

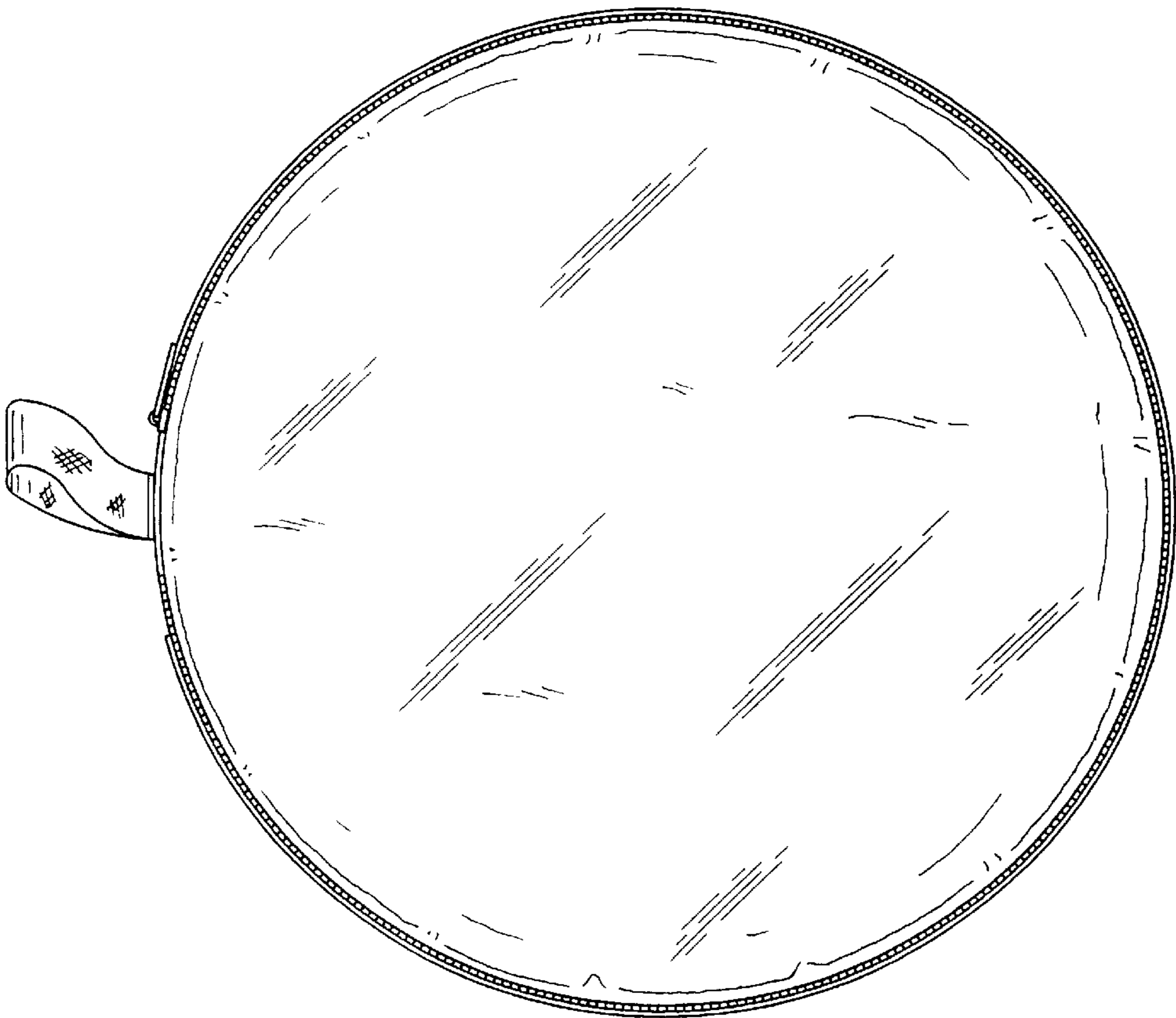


FIG. 4




FIG. 6




FIG. 7