



US00D465913S

(12) **United States Design Patent**
Stolzoff

(10) **Patent No.:** **US D465,913 S**

(45) **Date of Patent:** **** Nov. 26, 2002**

(54) **CRUTCH OVERLAY**

(75) Inventor: **Maryellen R. Stolzoff**, Washoe, NV
(US)

(73) Assignee: **DragonTree Enterprises, LLC**, Reno,
NV (US)

(**) Term: **14 Years**

(21) Appl. No.: **29/142,411**

(22) Filed: **May 25, 2001**

(51) **LOC (7) Cl.** **03-03**

(52) **U.S. Cl.** **D3/6; D3/8; D3/10**

(58) **Field of Search** D3/6, 5, 7, 8,
D3/10, 11, 12, 13, 15, 271; D11/158; D21/614,
619; D6/497, 316, 412; D9/318; 150/154;
135/68-73, 65, 66

(56) **References Cited**

U.S. PATENT DOCUMENTS

D83,162 S * 1/1931 Johns D3/6

D101,383 S * 9/1936 Menger D11/158
D206,272 S * 11/1966 Gershen D21/619
D222,207 S * 10/1971 Blum D3/6
D230,214 S * 1/1974 Billingslea, Jr. D11/158
4,027,687 A * 6/1977 McGowan 135/68
5,078,640 A * 1/1992 Berman 135/73

* cited by examiner

Primary Examiner—Lucy Lieberman

(74) *Attorney, Agent, or Firm*—Ian F. Burns

(57) **CLAIM**

The ornamental design for a crutch overlay, as shown and described.

DESCRIPTION

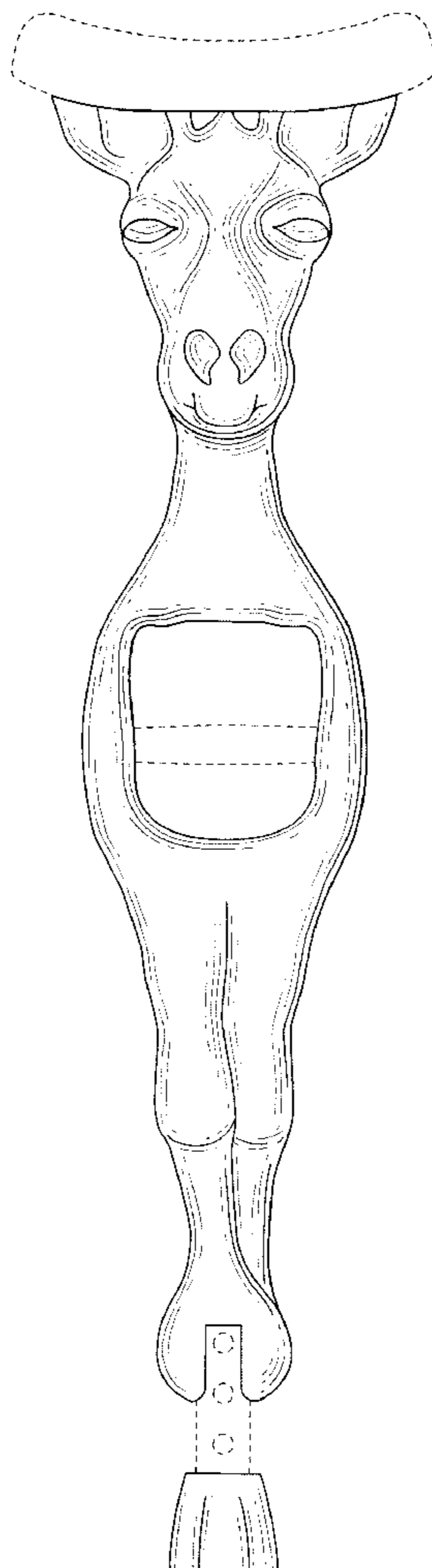
FIG. 1 is a front view of the crutch overlay.

FIG. 2 is a side view of the crutch overlay; and,

FIG. 3 is a rear view of the crutch overlay.

The broken lines in the drawings are for illustrative purposes only and do not form part of the claimed design.

1 Claim, 1 Drawing Sheet



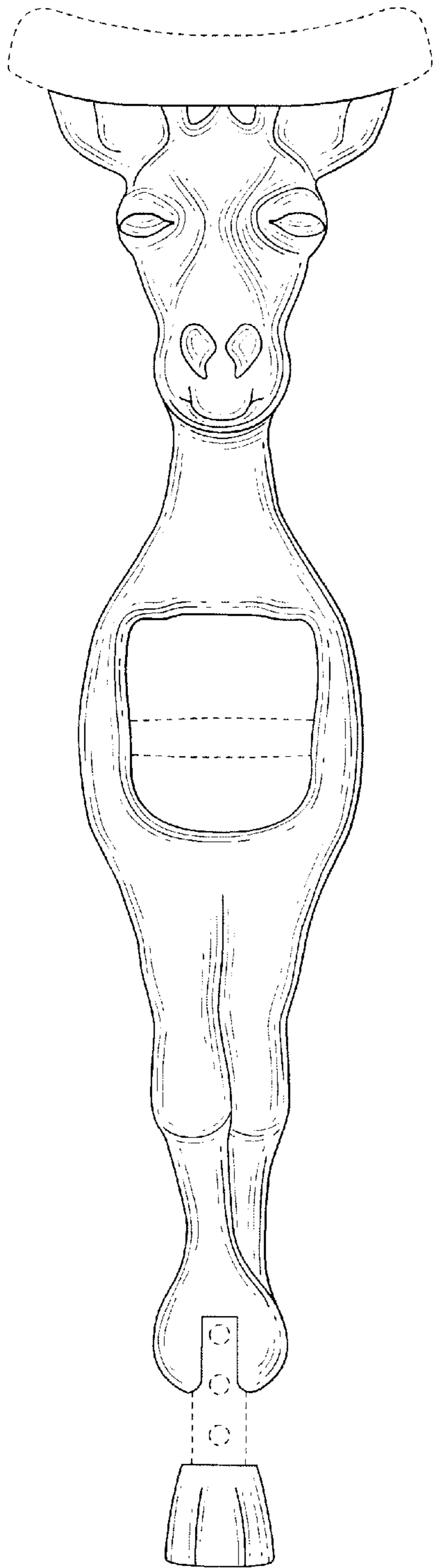


FIG. 1.

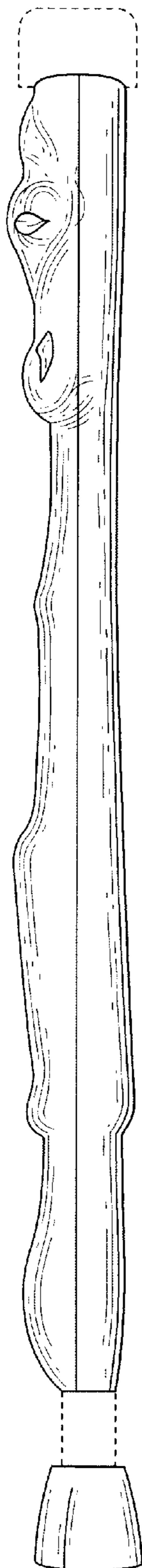


FIG. 2.

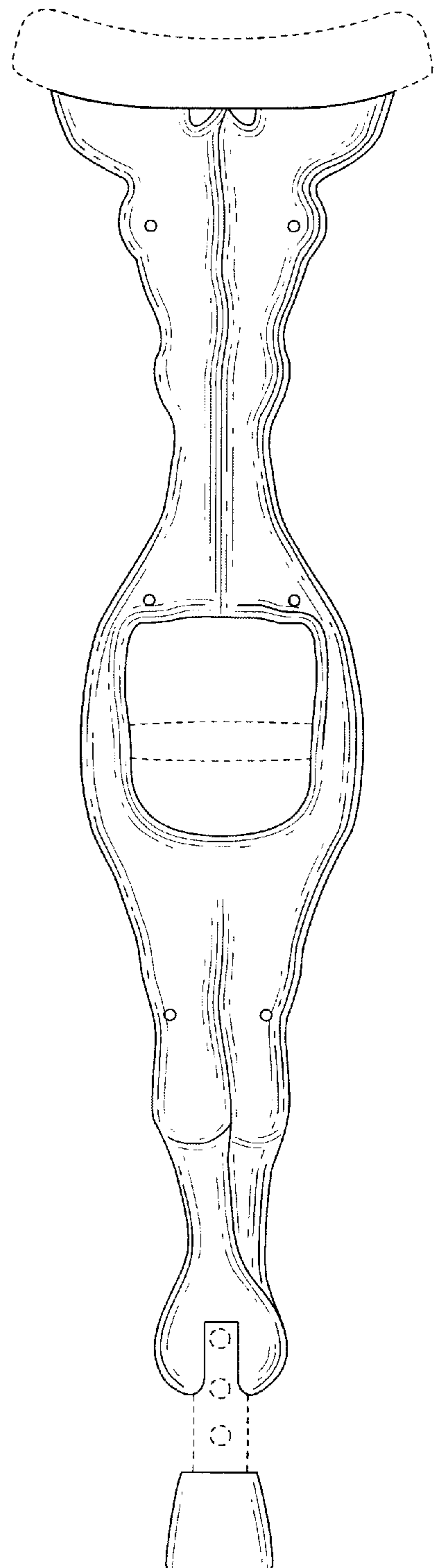


FIG. 3.