



US00D465890S

(12) **United States Design Patent**
Rivera et al.

(10) **Patent No.:** **US D465,890 S**

(45) **Date of Patent:** **** Nov. 19, 2002**

(54) **MOP HEAD**

(75) **Inventors:** **Carmen Martin Rivera, Madrid (ES);
Rafael Cebellan Debon, Valencia (ES);
Estrella Cabrero Gomez, Madrid (ES)**

(73) **Assignee:** **3M Innovative Properties Company,
St. Paul, MN (US)**

(**) **Term:** **14 Years**

(21) **Appl. No.:** **29/125,797**

(22) **Filed:** **Jun. 29, 2000**

(30) **Foreign Application Priority Data**

Jan. 14, 2000 (ES) 147350

(51) **LOC (7) Cl.** **04-01**

(52) **U.S. Cl.** **D32/50**

(58) **Field of Search** D32/35, 40, 50,
D32/51; 15/228, 231, 244.1-244.4, 143.1,
144.1, 229.3, 104.94, 209.1

(56) **References Cited**

U.S. PATENT DOCUMENTS

3,099,855 A * 8/1963 Nash 15/231
5,167,045 A * 12/1992 Rodriguez 15/228
5,419,015 A * 5/1995 Garcia 15/228

D402,776 S * 12/1998 Carlson D32/50
D423,742 S * 4/2000 Kingry et al. D32/40
6,098,239 A * 8/2000 Vosbikian 15/228

FOREIGN PATENT DOCUMENTS

JP 3015719 6/1995

* cited by examiner

Primary Examiner—Jennifer Rivard

(74) *Attorney, Agent, or Firm*—Peter L. Olson; Kevin H. Rhodes


(57) **CLAIM**

The ornamental design for a mop head, as shown.

DESCRIPTION

FIG. 1 is a perspective view of a mop head according to the present invention;
FIG. 2 is a top plan view of the mop head illustrated in FIG. 1;
FIG. 3 is a bottom plan view of the mop head illustrated in FIG. 1;
FIG. 4 is a front view of the mop head illustrated in FIG. 1, the rear view being the mirror image thereof; and,
FIG. 5 is a left side view of the mop head illustrated in FIG. 1, the right side view being a mirror image thereof.

1 Claim, 3 Drawing Sheets



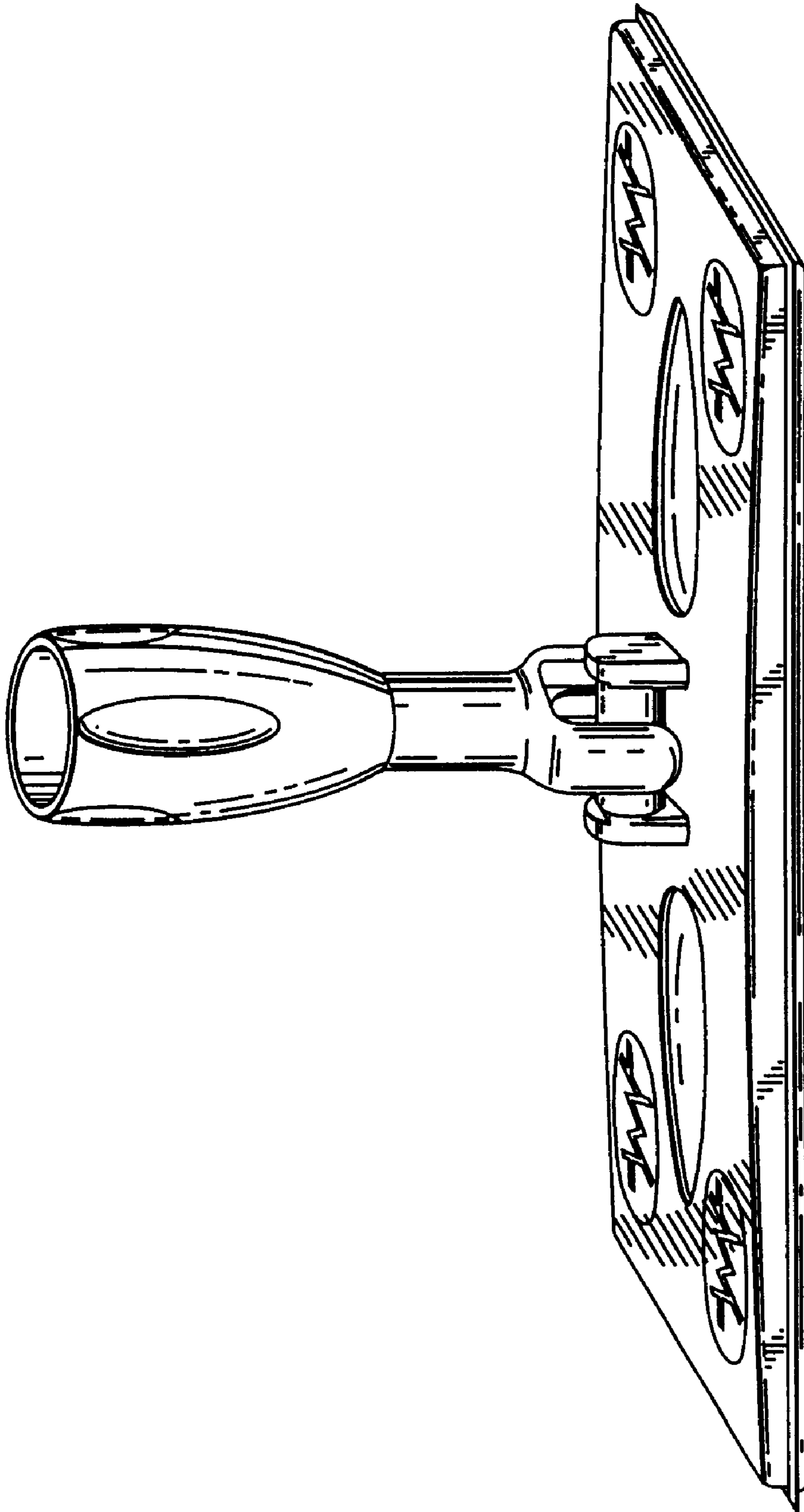


Fig. 1

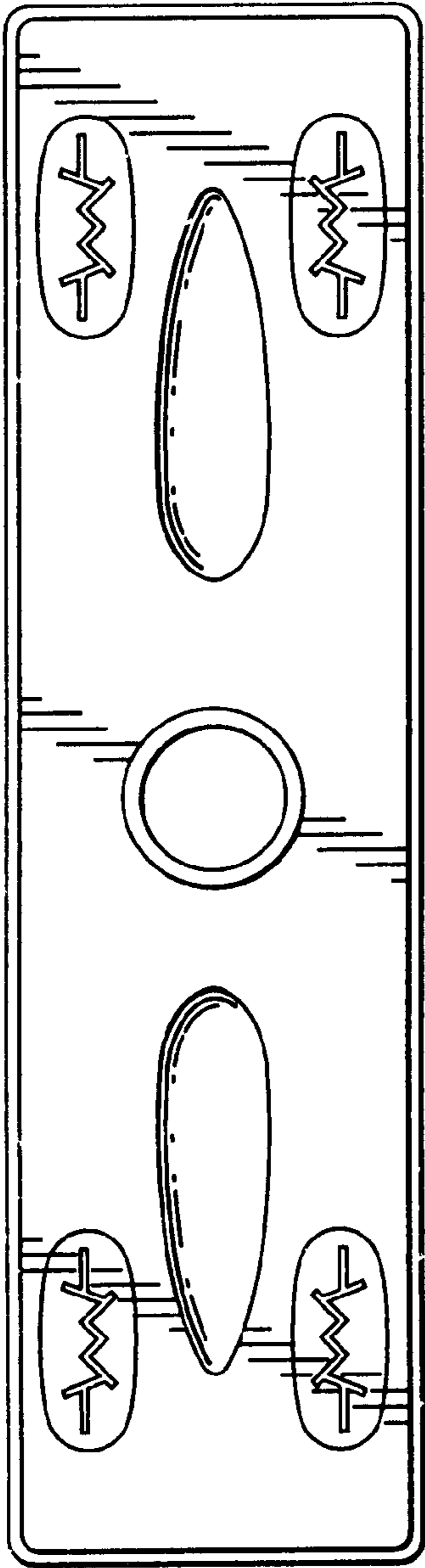


Fig. 2

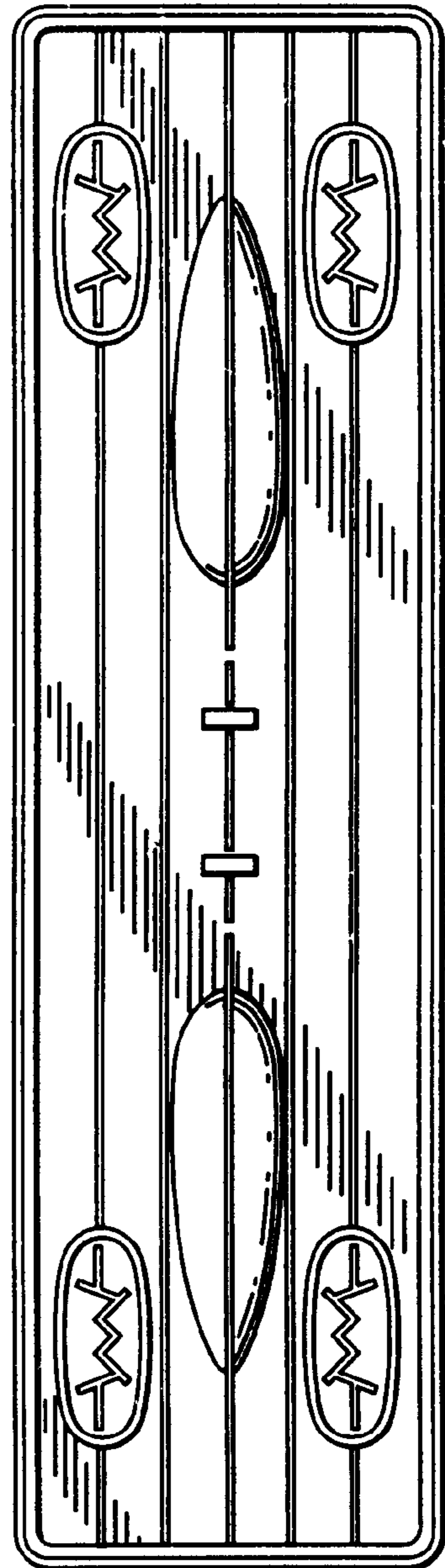


Fig. 3

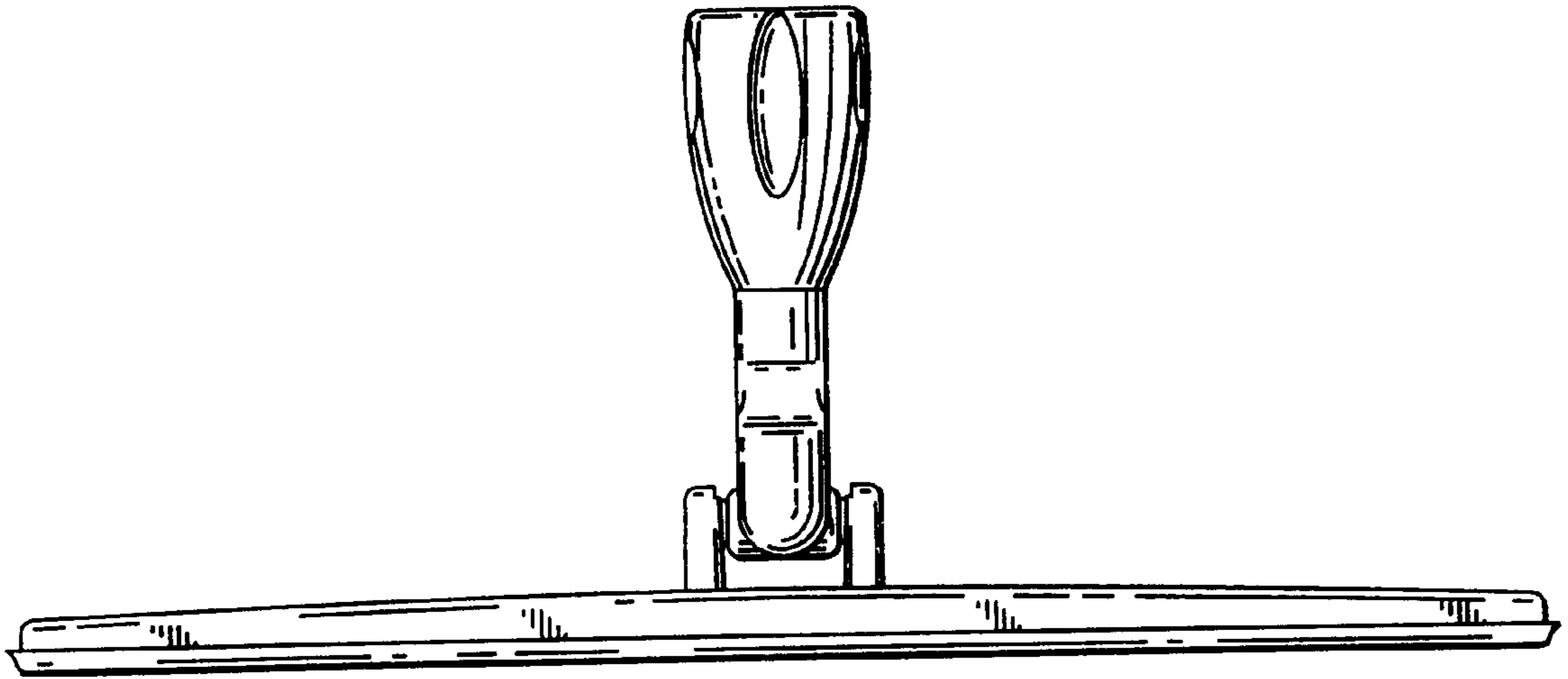


Fig. 4

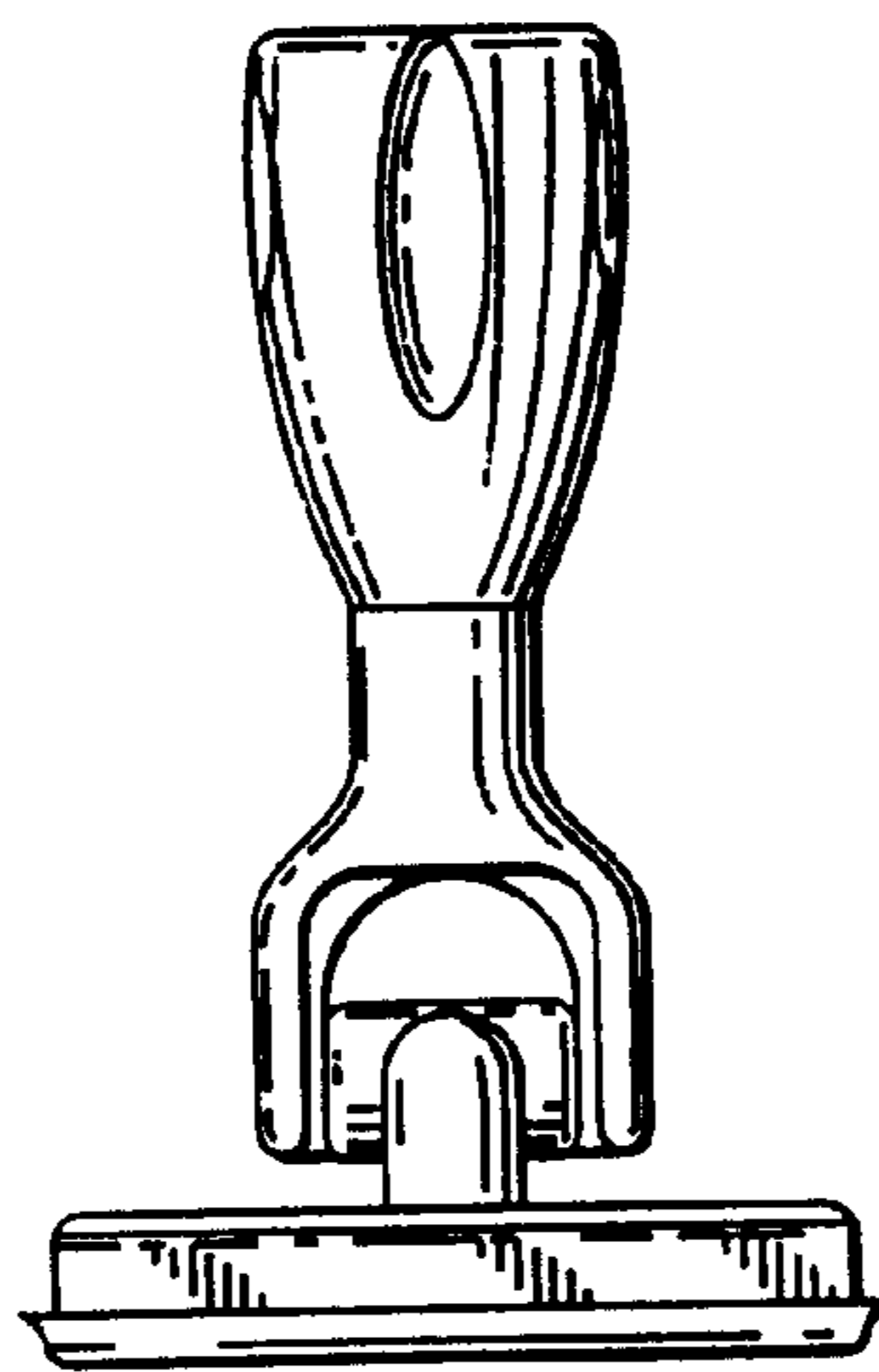


Fig. 5