



US00D465882S

(12) **United States Design Patent**  
**Kammeyer**

(10) **Patent No.:** **US D465,882 S**

(45) **Date of Patent:** **\*\* Nov. 19, 2002**

(54) **HAIR ACCESSORY KIT**

(76) Inventor: **Bradley T Kammeyer**, 4034 S. 5100  
W., Hooper, UT (US) 84315

(\*\*) Term: **14 Years**

(21) Appl. No.: **29/154,146**

(22) Filed: **Jan. 18, 2002**

(51) **LOC (7) Cl.** ..... **28-03**

(52) **U.S. Cl.** ..... **D28/10; D28/39**

(58) **Field of Search** ..... **D28/39-43, 10;**  
**132/273-284, 200, 212, 213, 270**

(56) **References Cited**

**U.S. PATENT DOCUMENTS**

|           |   |   |         |              |       |         |
|-----------|---|---|---------|--------------|-------|---------|
| 5,036,870 | A | * | 8/1991  | Edmark       | ..... | 132/273 |
| D344,176  | S |   | 2/1994  | Lawrence     |       |         |
| D353,017  | S | * | 11/1994 | Edmark       | ..... | D28/39  |
| 5,465,741 | A |   | 11/1995 | Dvorak       |       |         |
| 5,472,003 | A |   | 12/1995 | Frame et al. |       |         |
| 5,590,422 | A |   | 1/1997  | Henderson    |       |         |
| 5,687,751 | A | * | 11/1997 | Villani      | ..... | 132/200 |
| D391,674  | S | * | 3/1998  | Meehan       | ..... | D28/39  |
| 5,727,575 | A |   | 3/1998  | Rontal       |       |         |
| 5,730,161 | A | * | 3/1998  | Kohanek      | ..... | 132/273 |

|           |   |   |         |            |       |         |
|-----------|---|---|---------|------------|-------|---------|
| 5,878,756 | A |   | 3/1999  | Bilodeau   |       |         |
| D412,218  | S | * | 7/1999  | Edmark     | ..... | D28/10  |
| 5,970,991 | A | * | 10/1999 | Srivastava | ..... | 132/274 |

**FOREIGN PATENT DOCUMENTS**

FR 2595927 \* 9/1987

\* cited by examiner

*Primary Examiner*—Lucy Lieberman

(57) **CLAIM**

The ornamental design for a hair accessory kit, as shown and described.

**DESCRIPTION**

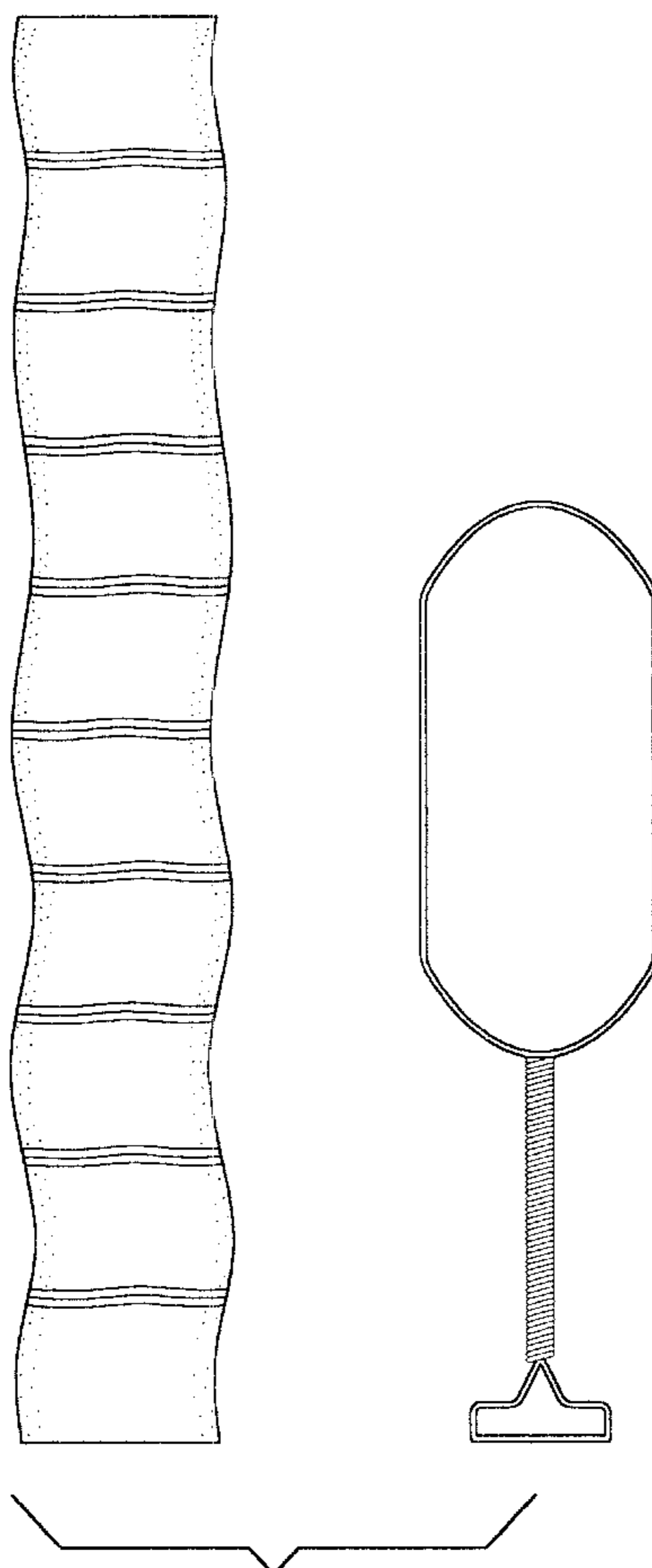
FIG. 1 is a front elevational view of the hair accessory kit of the present invention; the rear view being a mirror image thereof;

FIG. 2 is a left side elevational view of the hair accessory kit of FIG. 1; the right view being a mirror image thereof;

FIG. 3 is a top plan view of the hair accessory kit of FIG. 1; and,

FIG. 4 is a bottom plan view of the hair accessory kit of FIG. 1.

**1 Claim, 3 Drawing Sheets**



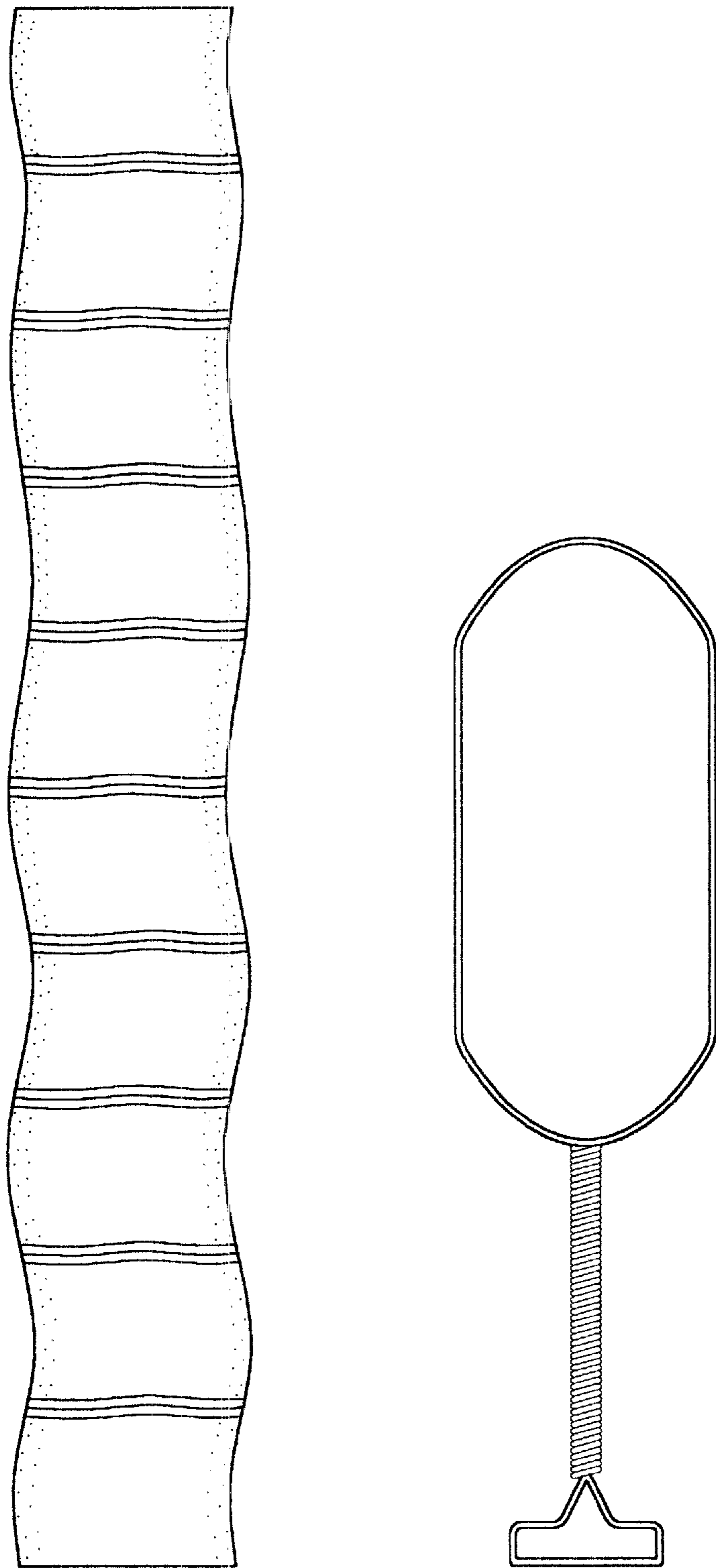


FIG. 1



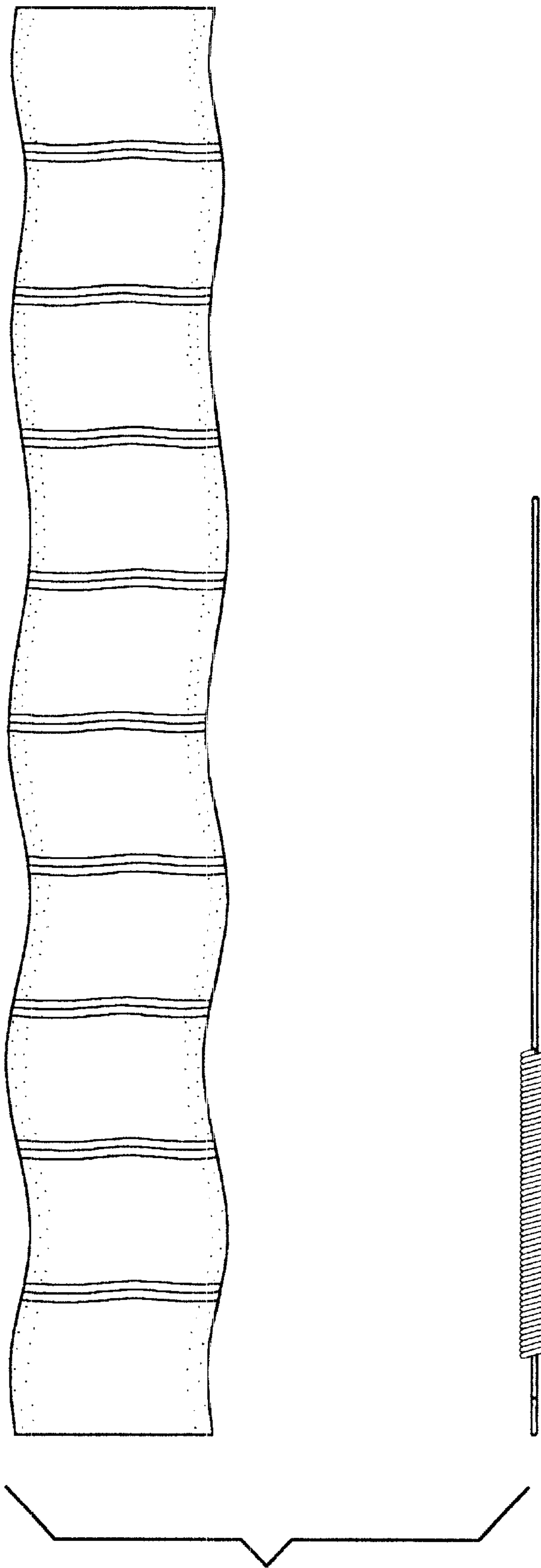


FIG. 2

FIG. 3

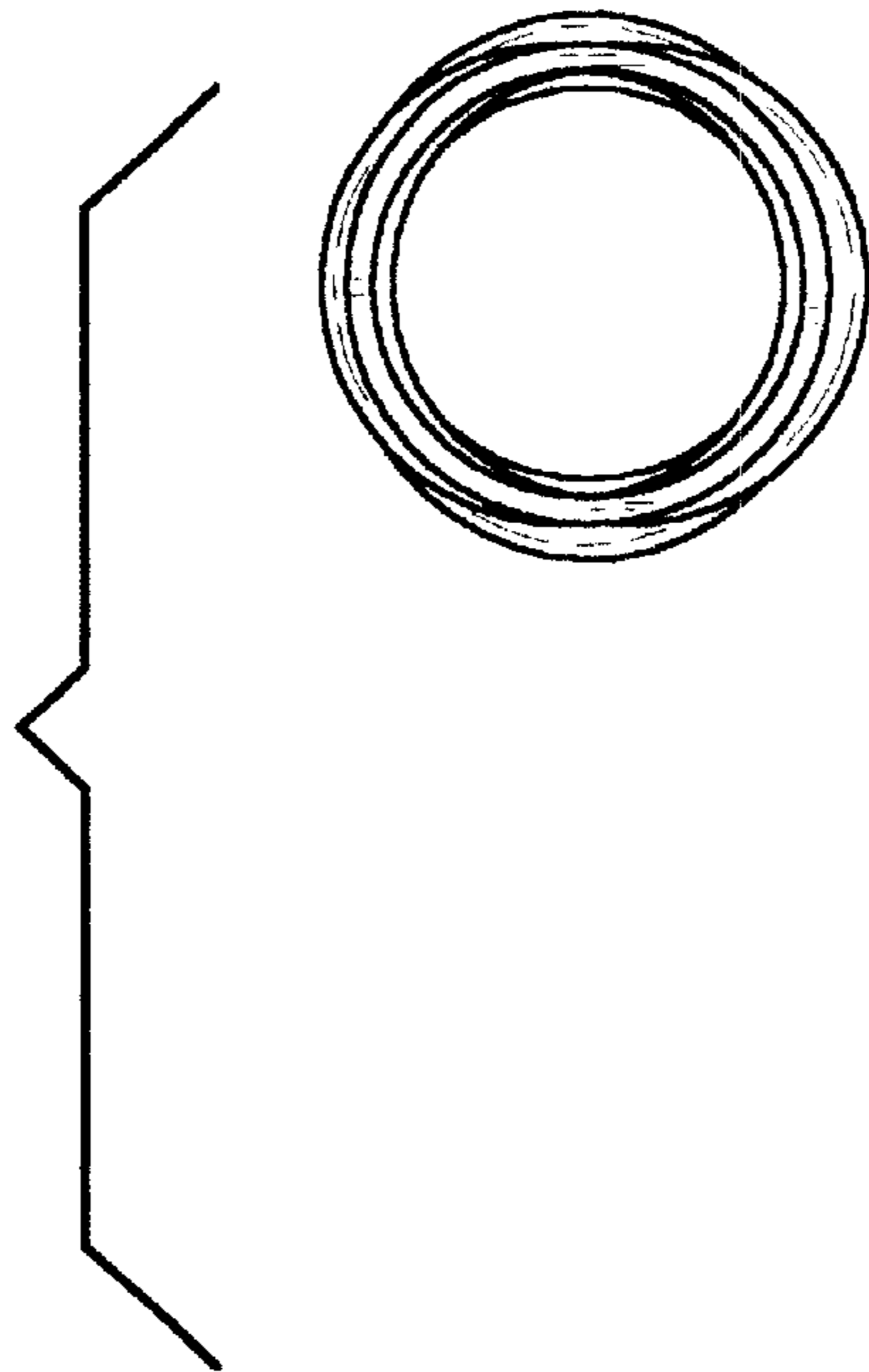


FIG. 4

