



US00D465879S

(12) **United States Design Patent**  
**Abouni**

(10) **Patent No.:** **US D465,879 S**

(45) **Date of Patent:** **\*\* Nov. 19, 2002**

(54) **LIGHTER**

(75) **Inventor:** **Joe Abouni, Escondido, CA (US)**

(73) **Assignee:** **Goal Export Import Company, Escondido, CA (US)**

(\*\*) **Term:** **14 Years**

(21) **Appl. No.:** **29/156,202**

(22) **Filed:** **Feb. 22, 2002**

(51) **LOC (7) Cl. .... 27-05**

(52) **U.S. Cl. .... D27/154**

(58) **Field of Search .... D27/141, 152, 153, 154, 160; 431/129, 130, 132, 142, 143, 144, 157, 153, 254-256, 253, 267, 273-274, 277**

(56) **References Cited**

**U.S. PATENT DOCUMENTS**

D310,427 S \* 9/1990 Nitta ..... D27/154

D359,143 S \* 6/1995 Higuchi ..... D27/141  
D397,497 S \* 8/1998 Kaga ..... D27/141  
5,839,892 A \* 11/1998 Hwang ..... 431/153  
6,077,070 A \* 6/2000 Doucet et al. .... 431/153

\* cited by examiner

*Primary Examiner*—Jennifer Rivard  
(74) *Attorney, Agent, or Firm*—Calif Tervo

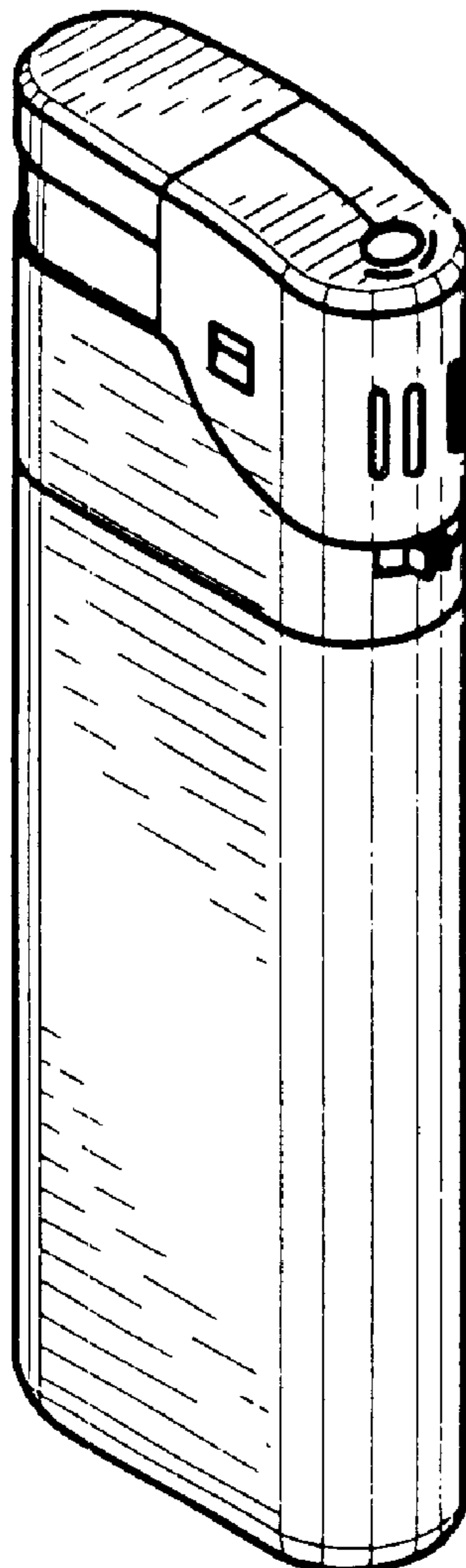
(57) **CLAIM**

The ornamental design for a lighter, as shown and described.

**DESCRIPTION**

FIG. 1 is a perspective view of a lighter showing my new design;  
FIG. 2 is a top plan view thereof;  
FIG. 3 is a front elevation view thereof;  
FIG. 4 is a right side elevation view thereof; the left side being a mirror image;  
FIG. 5 is a rear elevation view thereof; and,  
FIG. 6 is a bottom plan view thereof.

**1 Claim, 1 Drawing Sheet**



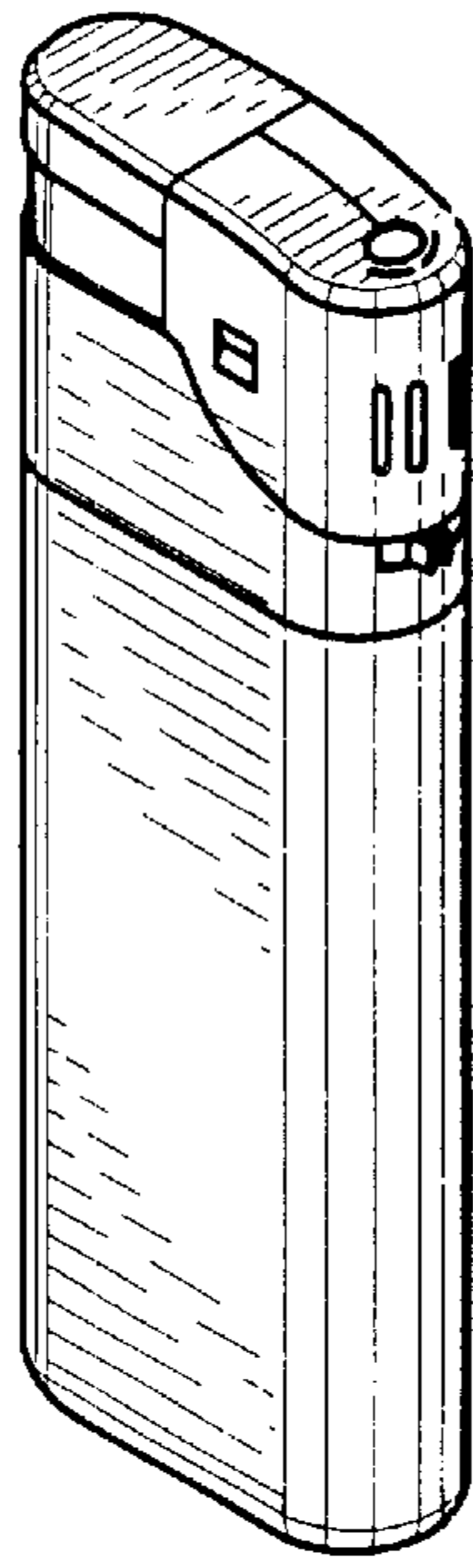


FIG. 1

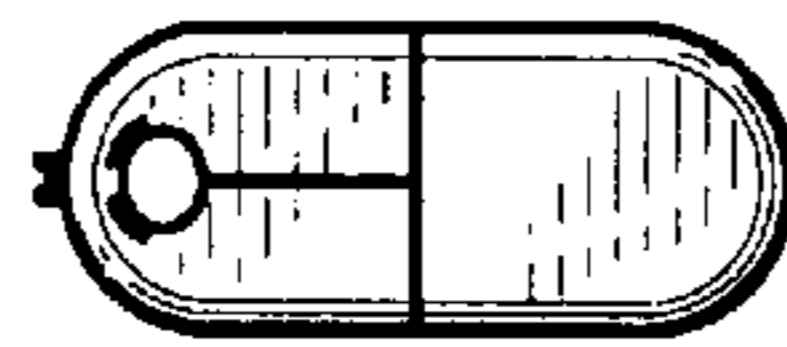


FIG. 2




FIG. 3




FIG. 4



FIG. 5



FIG. 6