



US00D465877S

(12) **United States Design Patent**
Dolan

(10) **Patent No.:** **US D465,877 S**

(45) **Date of Patent:** **** Nov. 19, 2002**

(54) **BACKPLATE FOR A LIGHTING FIXTURE**

(76) Inventor: **Patrick S. Dolan**, 1901 NW. Upshur,
Portland, OR (US) 97209

(**) Term: **14 Years**

(21) Appl. No.: **29/140,942**

(22) Filed: **Apr. 26, 2001**

(51) **LOC (7) Cl.** **26-99**

(52) **U.S. Cl.** **D26/142**

(58) **Field of Search** D6/350, 309; D26/80-92,
D26/142, 138, 155; 362/147, 382, 404,
457

(56) **References Cited**

U.S. PATENT DOCUMENTS

D440,696 S 4/2001 Dolan

OTHER PUBLICATIONS

Item 8972-61, Minka Lavery Lighting, Jun. 21, 2000, p. 42.*

Item 908-C, Crescent Brass Manufacturing, Jul. 1959, p. 46.*

World Imports, Atlanta, GA, Cat. No. 19, 1994, p. 38, Model 989-01.

World Imports, Atlanta, GA, Cat No. 19, 1994, p. 27, Model 3722-06.

Elgee West, Newburgh, NY, Cat. 1996, Model, 629-GB p. 18.

Metropolitan, Corona, CA, Cat. 1998, p. 206 Model N200401.

Murray Feiss, Bronx NY, Cat. 2000, p. 154, Model OL1400 VP.

Kichler, Cleveland, OH, Cat. 100, 2000, p. 250, Model 9658VP.

* cited by examiner

Primary Examiner—Jennifer Rivard

(57) **CLAIM**

The ornamental design for a backplate for a lighting fixture, as shown and described.

DESCRIPTION

FIG. 1 is a perspective view thereof;

FIG. 2 is a front elevational view thereof;

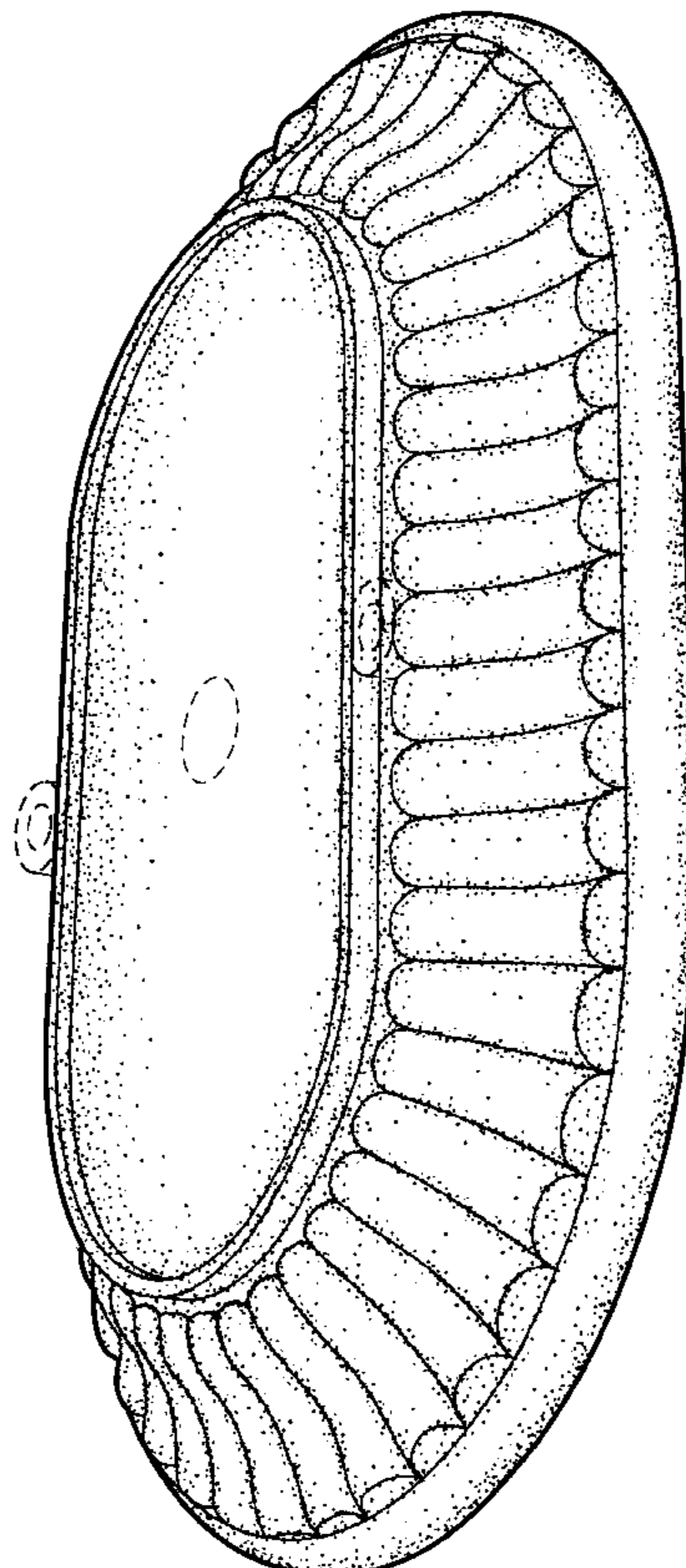
FIG. 3. is a right side view, the left side view being a mirror image;

FIG. 4 is a back plan view thereof; and,

FIG. 5 is a top plan view thereof, the bottom being a mirror image.

The broken lines shown in the drawing are environmental only and form no part of the claimed design.

1 Claim, 5 Drawing Sheets



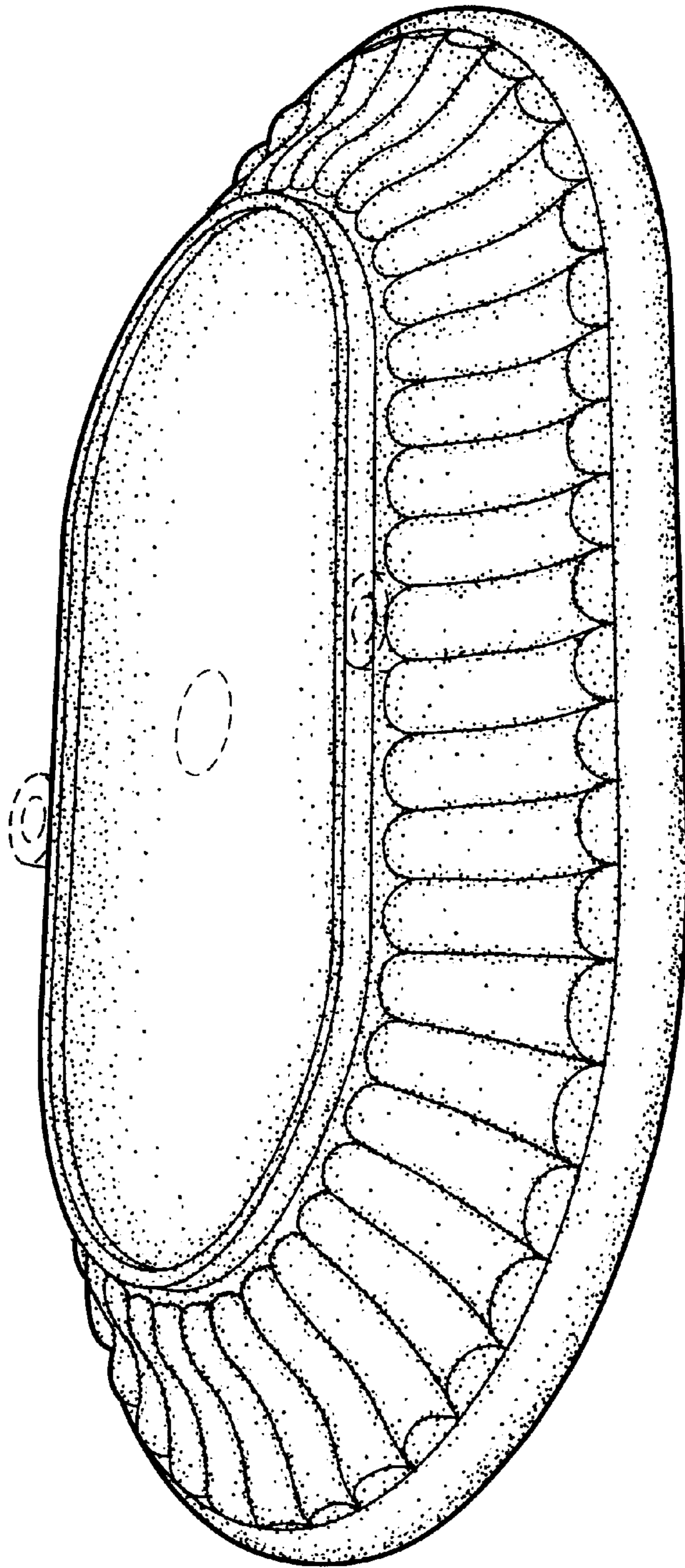


FIG. 1

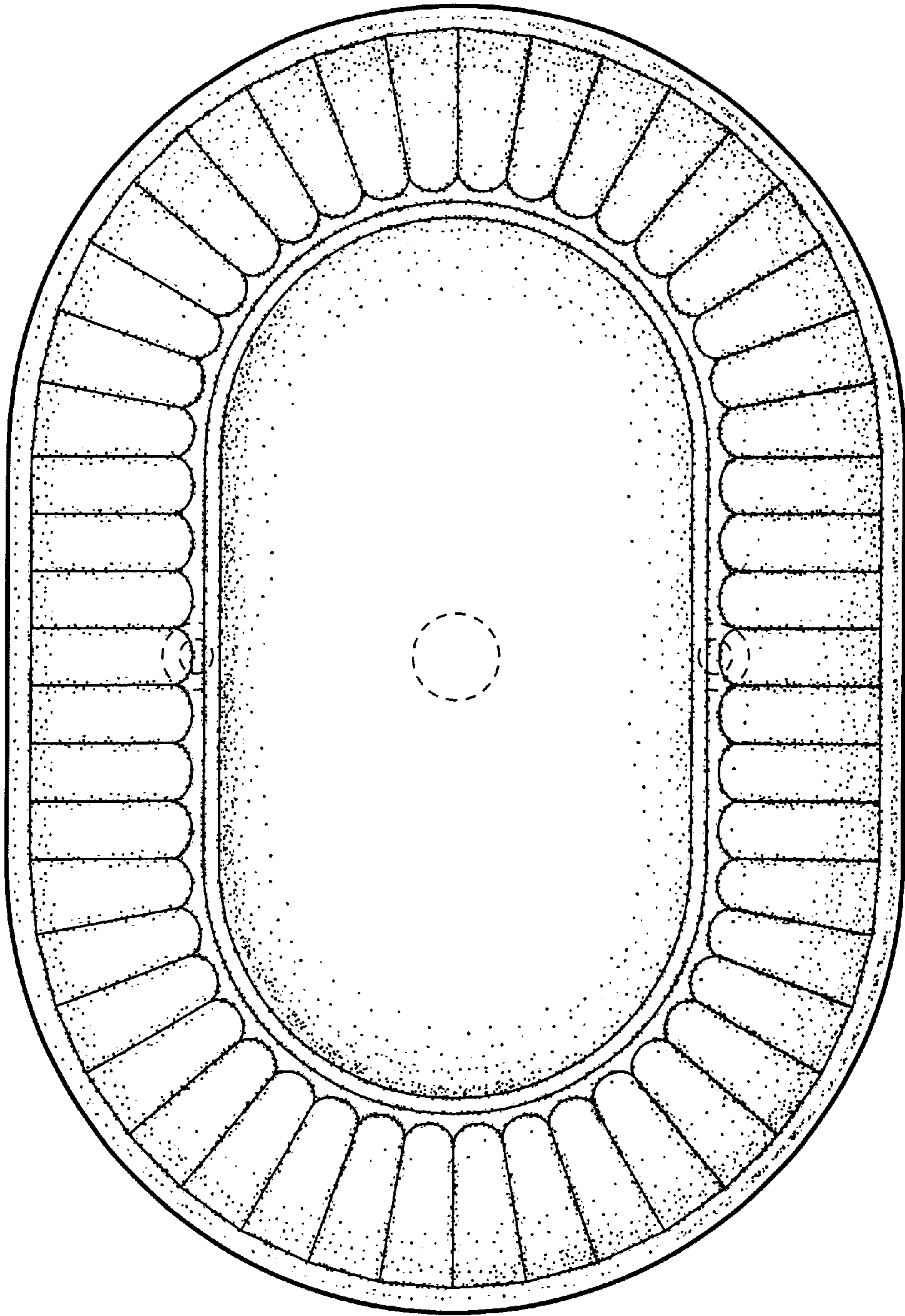


FIG. 2

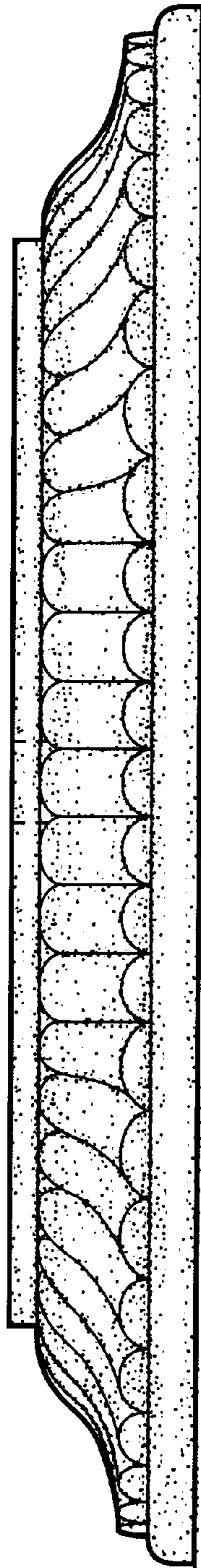


FIG. 3

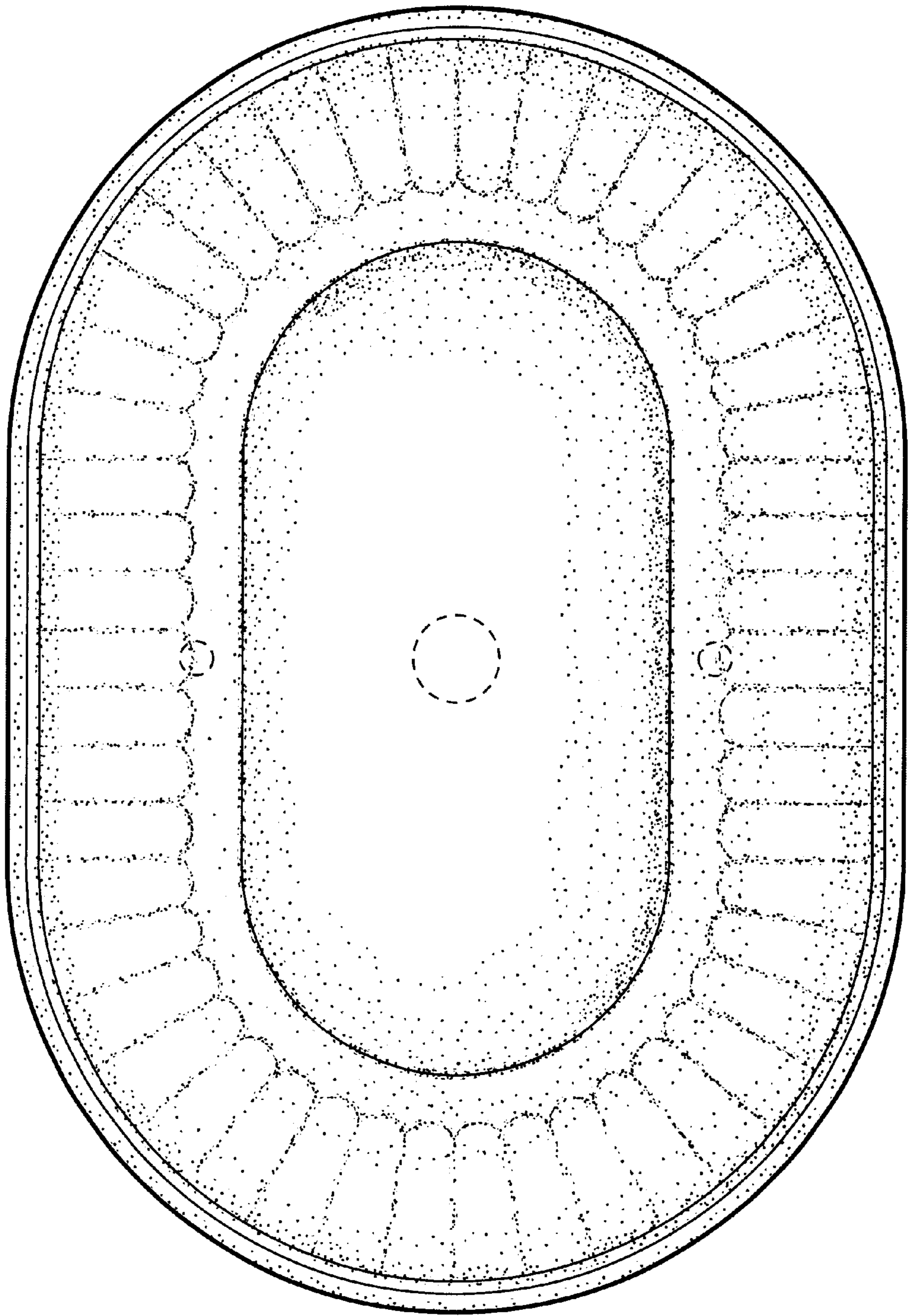


FIG. 4

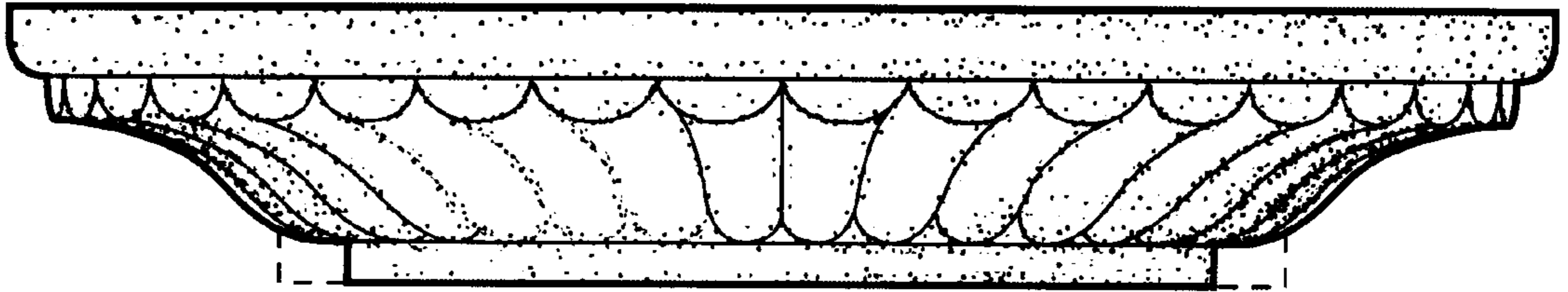


FIG. 5