



US00D465875S

(12) **United States Design Patent** (10) **Patent No.:** **US D465,875 S**  
**De'Armond** (45) **Date of Patent:** **\*\* Nov. 19, 2002**

(54) **LAMP HOUSING**

(75) Inventor: **Robert De'Armond**, Temecula, CA (US)

(73) Assignee: **Minka Lighting, Inc.**, Corona, CA (US)

(\*\*) Term: **14 Years**

(21) Appl. No.: **29/148,114**

(22) Filed: **Sep. 12, 2001**

(51) **LOC (7) Cl.** ..... **26-99**

(52) **U.S. Cl.** ..... **D26/129; D26/92**

(58) **Field of Search** ..... D26/72, 80, 85-87, D26/92, 67, 118, 129, 128; 362/147, 432, 404-408, 362, 363

(56) **References Cited**

**U.S. PATENT DOCUMENTS**

- D82,425 S \* 11/1930 Harris
- D208,663 S \* 9/1967 Daum
- D208,664 S \* 9/1967 Daum

**OTHER PUBLICATIONS**

- Fine Art Lamps' 2000 Catalog (c)2000 p. 42 item #834749 "Moroccan Mystique".\*
- Home Lighting & Accessories Jun. 2001 p. 91 lamps in lower left photo.\*
- Fine Art Lamps' 2000 Catalog (c)2000 p. 92 Item# 702949 "Tuscan Villa".\*
- Fine Art Lamps' 2000 catalog (c)2000 p. 104 item # 827549 "Chateau".\*

U.S. patent application Ser. No. 29/148,118, Robert De'Armond, filed Sep. 12, 2001.

U.S. patent application Ser. No. 29/148,119, Robert De'Armond, filed Sep. 12, 2001.

Minka Lighting, Inc.; The Great Outdoors by Minka-Lavery Two Thousand One; Jun. 18, 2001; pp. 24-26; Minka Lighting, Inc.; U.S.A.

\* cited by examiner

*Primary Examiner*—Alan P. Douglas

*Assistant Examiner*—Clare E. Heflin

(74) *Attorney, Agent, or Firm*—Jenkins & Gilchrist, P.C.

(57) **CLAIM**

The ornamental design for the lamp housing, as shown and described.

**DESCRIPTION**

FIG. 1 is a side elevation view of the lamp housing in accordance with my design, illustrating a possible environment for the lamp;


FIG. 2 is a side elevation view rotated 45° from front of the lamp housing in accordance with my design;


FIG. 3 is a top plan view rotated 45° from front of the lamp housing in accordance with my design; and,

FIG. 4 is a bottom plan view rotated 45° from front of the lamp housing in accordance with my design.


The right, left, front and rear elevation views are substantially identical. The broken lines showing environmental structure are for illustrative purposes only and form no part of the claimed design.

**1 Claim, 2 Drawing Sheets**







*Fig. 1*



*Fig. 2*



*Fig. 3*



*Fig. 4*