



US00D465870S

(12) **United States Design Patent**
Dolan

(10) **Patent No.:** **US D465,870 S**

(45) **Date of Patent:** **** Nov. 19, 2002**

(54) **CHANDELIER**

(76) **Inventor:** **Patrick S. Dolan**, 1901 NW. Upshur,
Portland, OR (US) 97209

(**) **Term:** **14 Years**

(21) **Appl. No.:** **29/158,660**

(22) **Filed:** **Apr. 4, 2002**

(51) **LOC (7) Cl.** **26-03**

(52) **U.S. Cl.** **D26/84; D26/86**

(58) **Field of Search** D26/72, 80, 83-92,
D26/67-71; 362/404-408, 147, 310, 326,
341, 346-353, 362, 363

(56) **References Cited**

U.S. PATENT DOCUMENTS

D373,003 S	8/1996	Dolan	
D415,586 S	* 10/1999	Palacios	D26/81
D418,242 S	* 12/1999	Diaz-Azcuy	D26/84
D430,947 S	9/2000	Dolan	
D431,088 S	9/2000	Dolan	
D440,681 S	4/2001	Dolan	
D440,686 S	4/2001	Dolan	

OTHER PUBLICATIONS

Basic Source Rohnert Park, CA Yr 2000, p. 69 model: 20-379-159.
 Residential Lighting Magazine/ MFR:Maxim Lincolnshire, IL Circa 33 YR: Aug. 2000, p. 73 Model: As shown.
 Maxim City of Industry YR: 2001, p. 2 Model: 2316.
 Murray Feiss Bronx, NY YR:1998, p. FX-4 CAT: FX1-98 Model: F1595.
 Leds Tora, Spain YR: 2000, p. 27 Model: 05-2235-54-55.
 Residential Lighting/ MFR: Leds Lincolnshire, IL Circa 172 YR Aug. 2001, p. 50 Model: As shown.
 Elk Lighting Summit Hill, PA YR: 2001, CAT: 2101 p. 32 Model: 1781/6.

Corbett Carrollton, TX YR: 2000, p. 13 Model: 9796.
 Cristal Ft. Worth, TX YR: 1999, p. 196 Model: 6154-6-79.
 Access Lighting Santa Ana, CA YR: 1998, p. 16 Model 10635.
 Cristal Ft. Worth, TX YR: 1999, p. 212 Model 6015-6-73.
 World Imports Atlanta, GA YR: 1994, p. 9 Model: 3746-14-27.
 Ner Lighting Champlain, NY YR: 1997. p. 17 Model: 11326.
 Nulco Pawtucket, RI YR: 1995, P. 34 Model: 5450.
 Elk Lighting Summit Hill, PA CAT: 9900, YR: 1999-2000, p. 17, Model: 7341.
 Elk Lighting Summit Hill, PA CAT: 9900 YR: 1999-2000, p. 47 Model: 1513/6.
 Illuminating Experience Highland, NJ CAT YR: 1999-2000, p. 75 Model: 1940.
 Leds Tora, Spain YR: 2000, p. 67 Model: 20-1766-G8-55.

* cited by examiner

Primary Examiner—Alan P. Douglas
Assistant Examiner—Clare E. Heflin

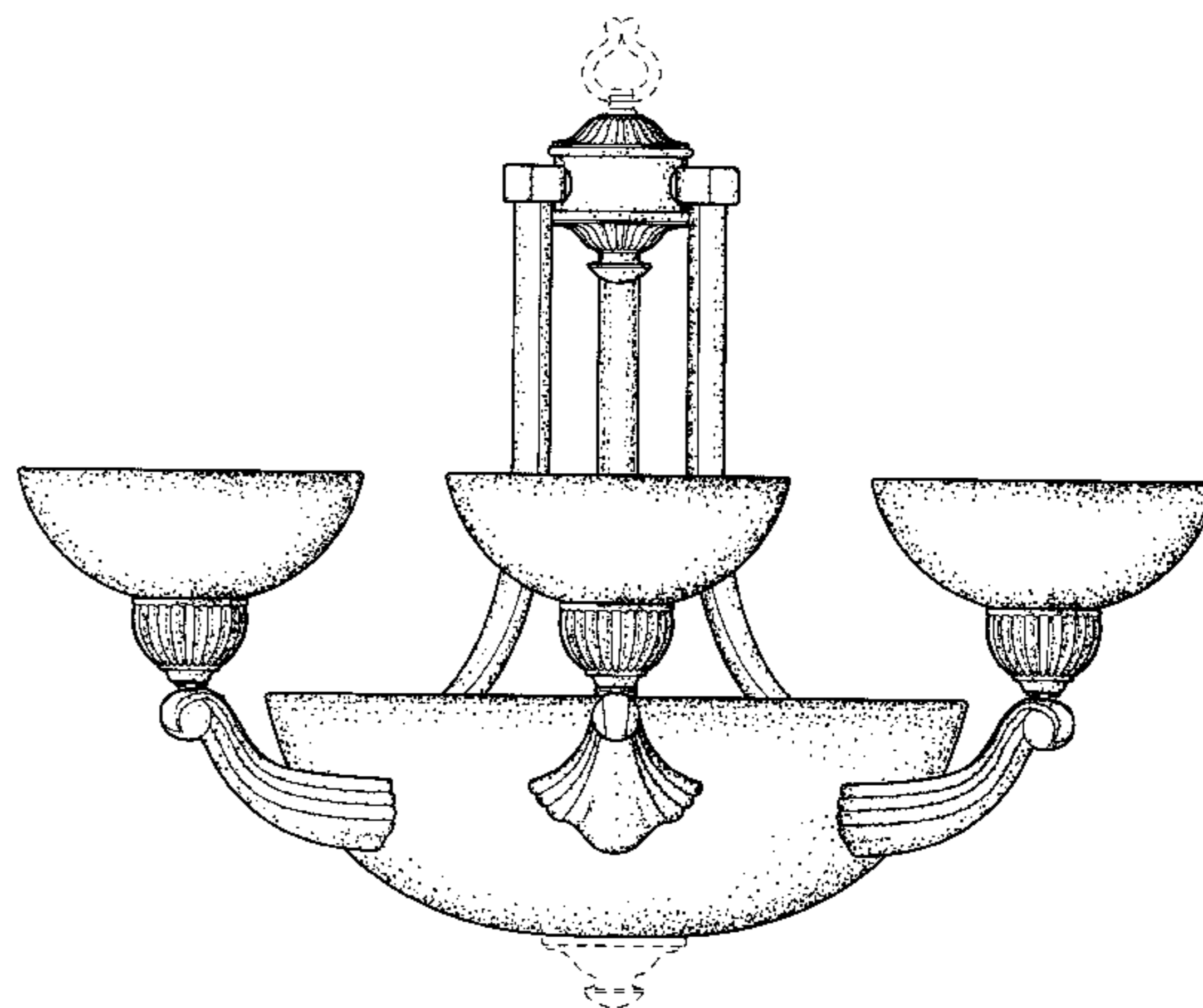
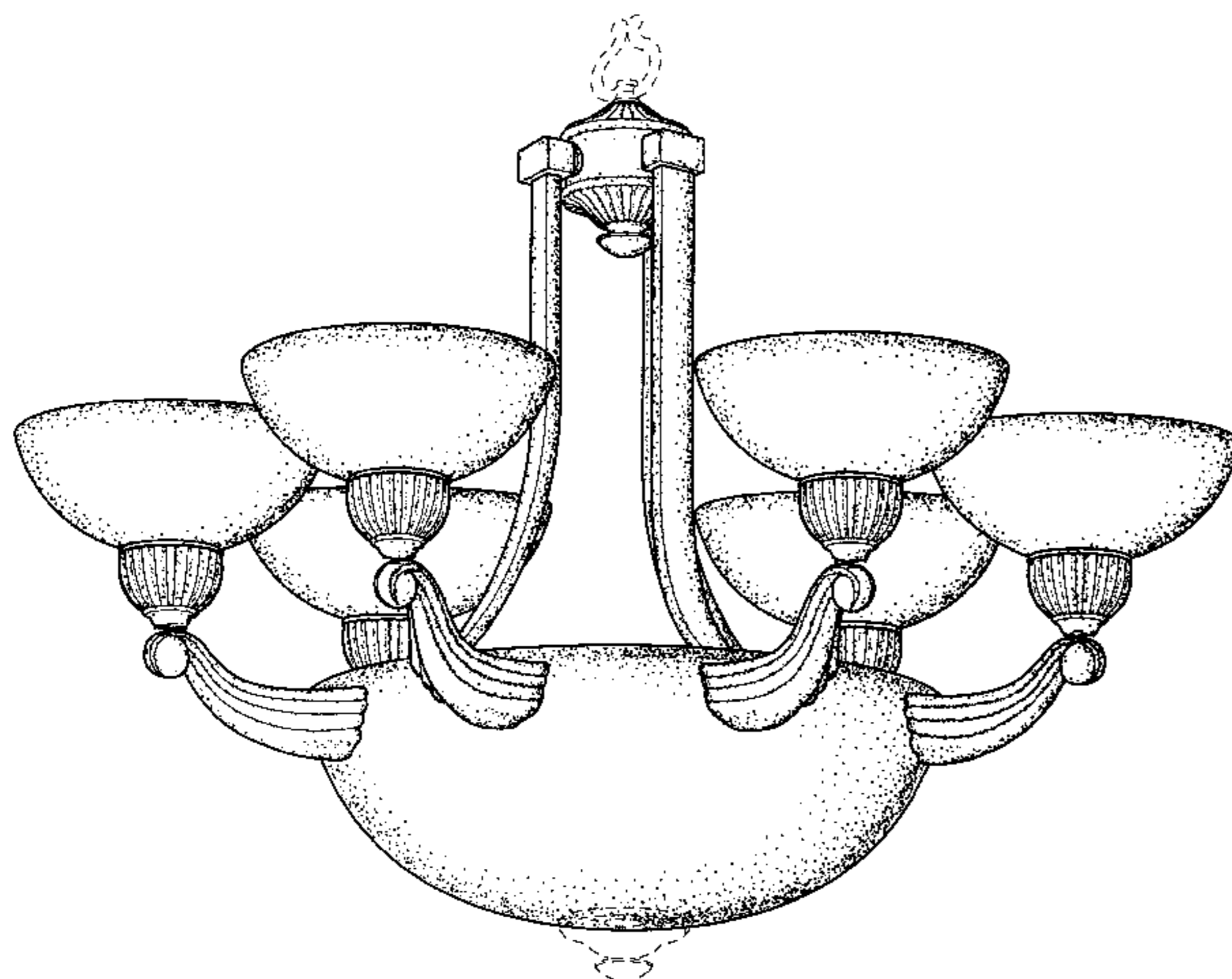
(57) **CLAIM**

The ornamental design for a chandelier, as shown and described.

DESCRIPTION

FIG. 1 is a perspective view thereof;
 FIG. 2 is a front elevational view thereof;
 FIG. 3 is a right side view, the left side view being a mirror image;
 FIG. 4 is a back plan view thereof;
 FIG. 5 is a top plan view thereof; and,
 FIG. 6 is a bottom plan view thereof.
 The broken line showing of environmental structure in FIGS. 1-6 is for illustrative purposes only and forms no part of the claimed design.

1 Claim, 6 Drawing Sheets



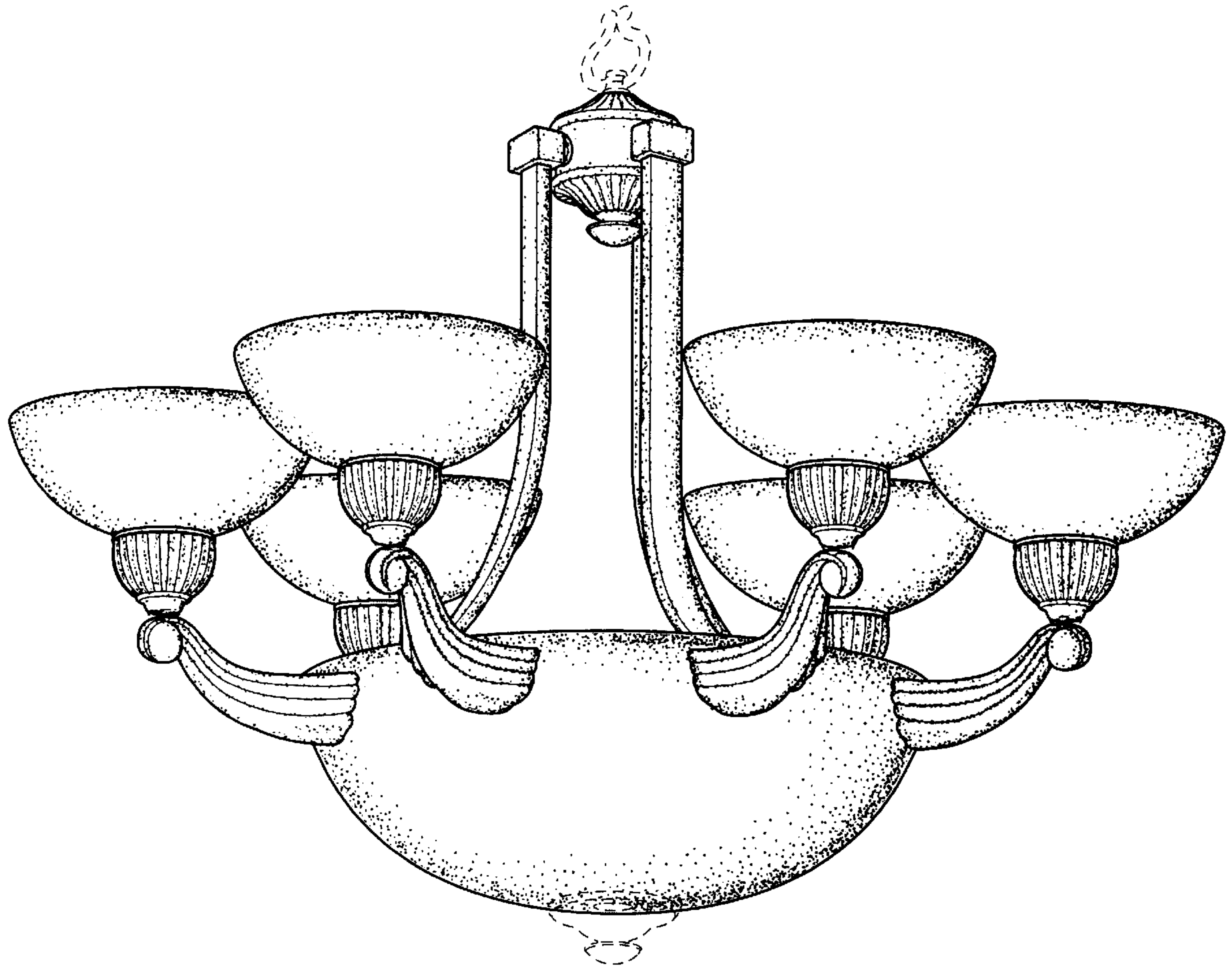


FIG. 1

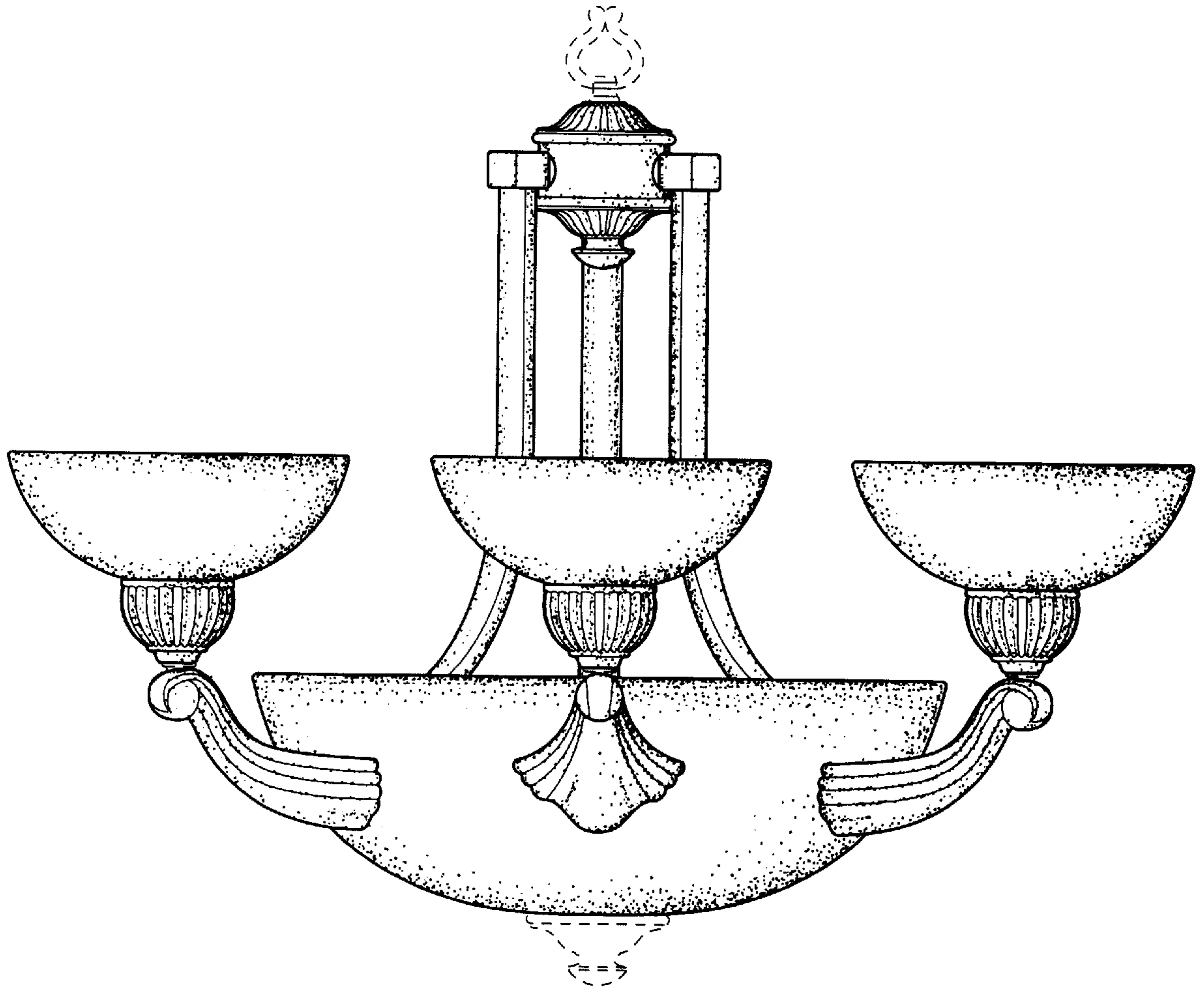


FIG. 2

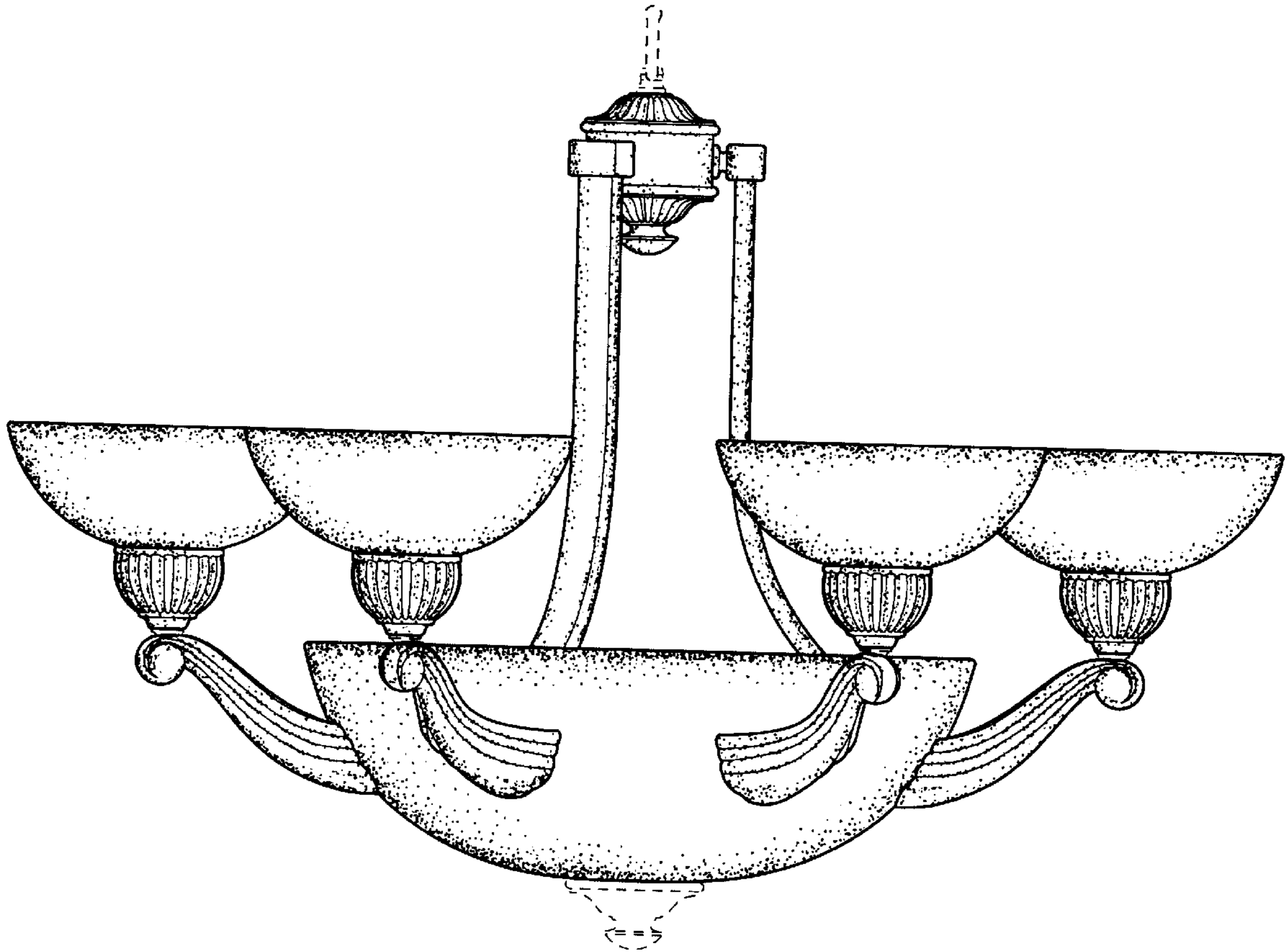


FIG. 3

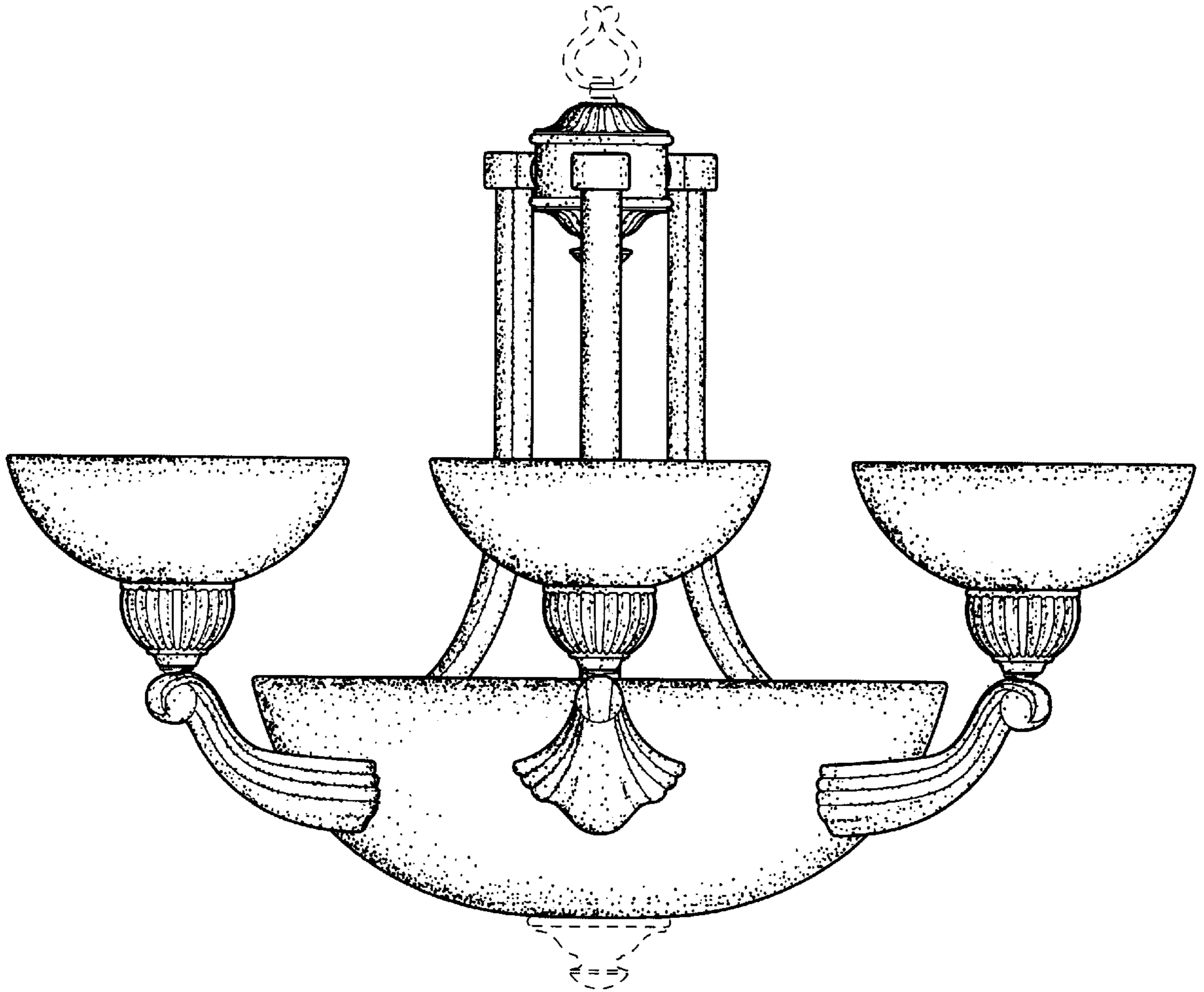


FIG. 4

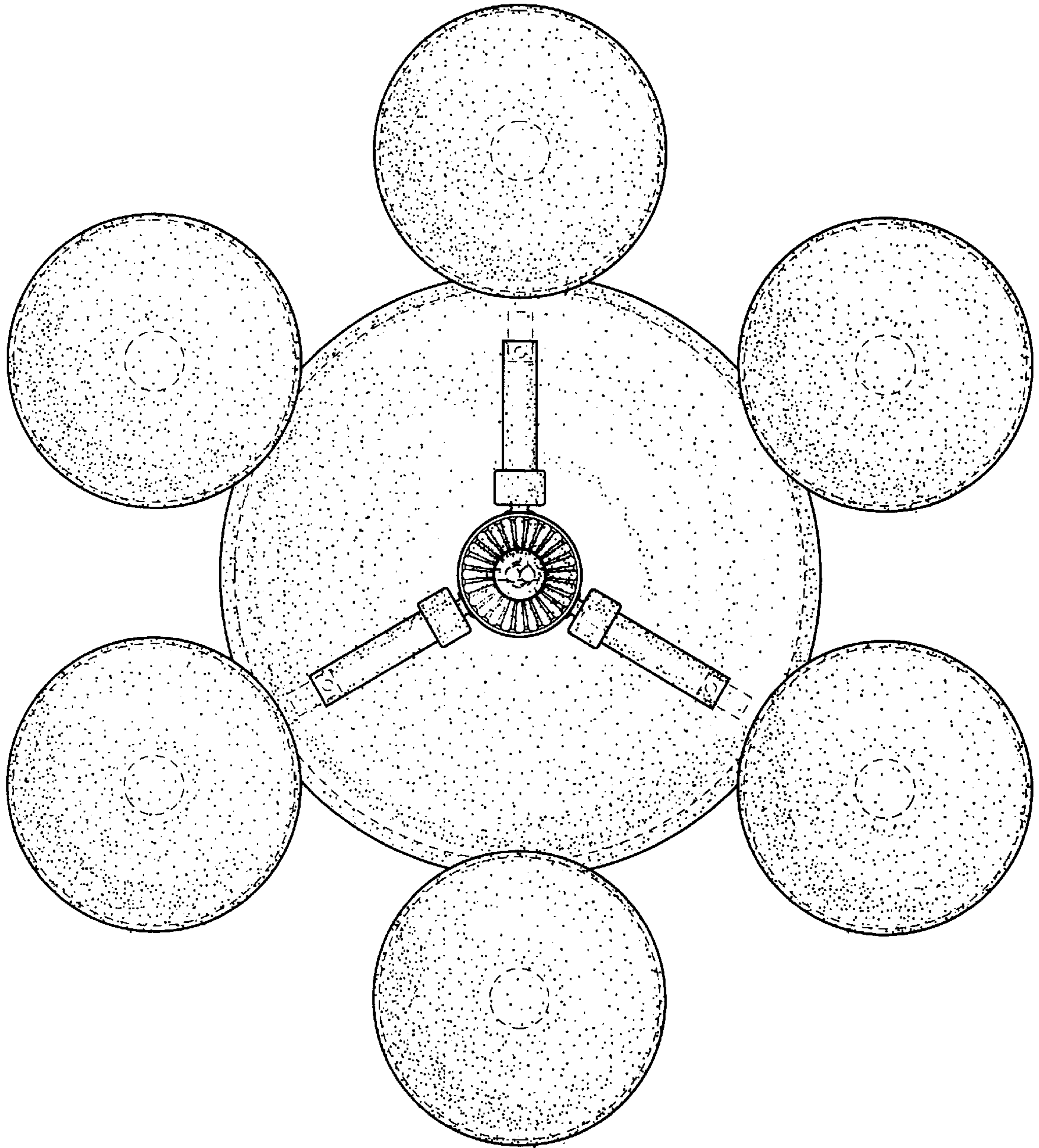


FIG. 5

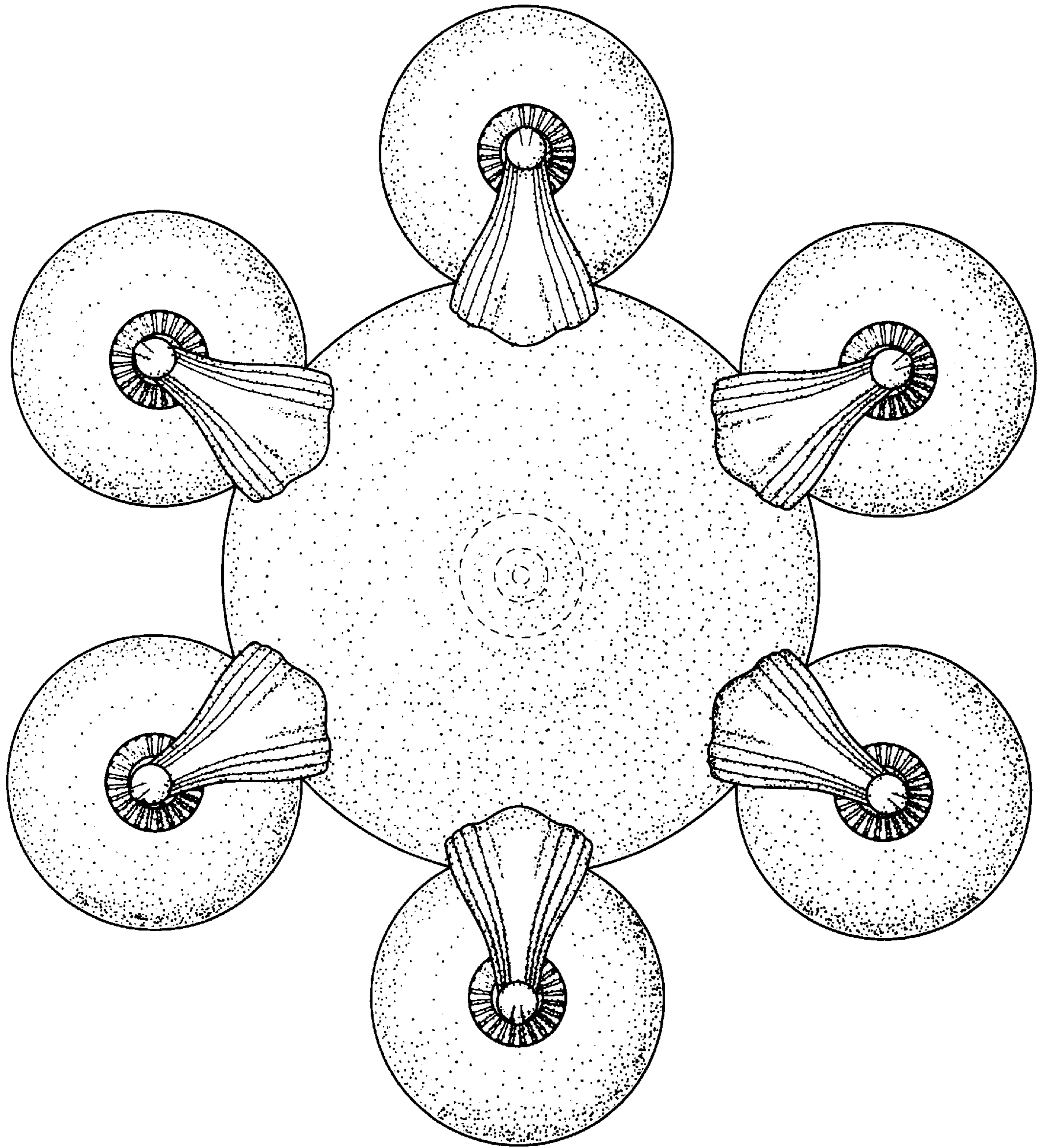


FIG. 6