



US00D465862S

(12) **United States Design Patent**
Lin

(10) **Patent No.:** **US D465,862 S**

(45) **Date of Patent:** **** Nov. 19, 2002**

(54) **EXTERIOR SURFACE CONFIGURATION OF AN AUTOMOBILE FRONT LIGHT ASSEMBLY**

(76) **Inventor:** **Yu-Chu Lin**, No. 477, Chung Shan N. Rd., Yung Kang City, Tainan Hsien (TW)

(**) **Term:** **14 Years**

(21) **Appl. No.:** **29/154,506**

(22) **Filed:** **Jan. 28, 2002**

(51) **LOC (7) Cl.** **26-06**

(52) **U.S. Cl.** **D26/28**

(58) **Field of Search** D26/28-36; 362/61, 362/80, 81, 82, 83, 83.4, 267, 269, 275

(56) **References Cited**

U.S. PATENT DOCUMENTS

| | | | | | |
|------------|---|--------|-----------------|-------|--------|
| D391,652 S | * | 3/1998 | Sacco et al. | | D26/28 |
| D439,995 S | * | 4/2001 | Nakagawa et al. | | D26/28 |
| D457,975 S | * | 5/2002 | Horowitz | | D26/28 |

* cited by examiner

Primary Examiner—Marcus A. Jackson

(74) *Attorney, Agent, or Firm*—Rosenberg, Klein & Lee

(57) **CLAIM**

The ornamental design for an exterior surface configuration of an automobile front light assembly, as shown and described.

DESCRIPTION

FIG. 1 is a perspective view from the front of a left side light assembly of an exterior surface configuration of an automobile front light assembly showing my present design;

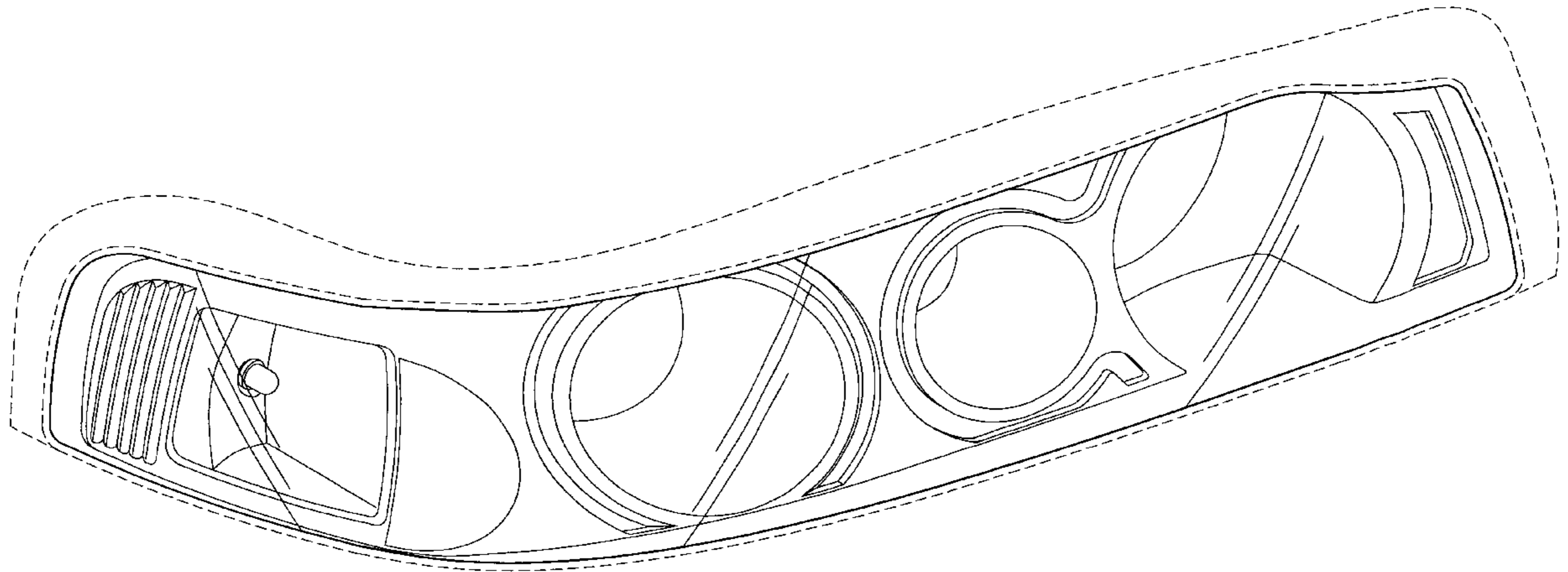
FIG. 2 is a front view thereof;

FIG. 3 is a left view thereof; and,

FIG. 4 is a top view thereof.

This design represents one embodiment of a design for an exterior surface configuration of an automobile front light assembly. The drawings and descriptions represent the left side embodiment. The design also contemplates a mirror symmetrical embodiment on the right side of the automobile. The dash line included denotes environment and is not part of the claimed design.

1 Claim, 4 Drawing Sheets



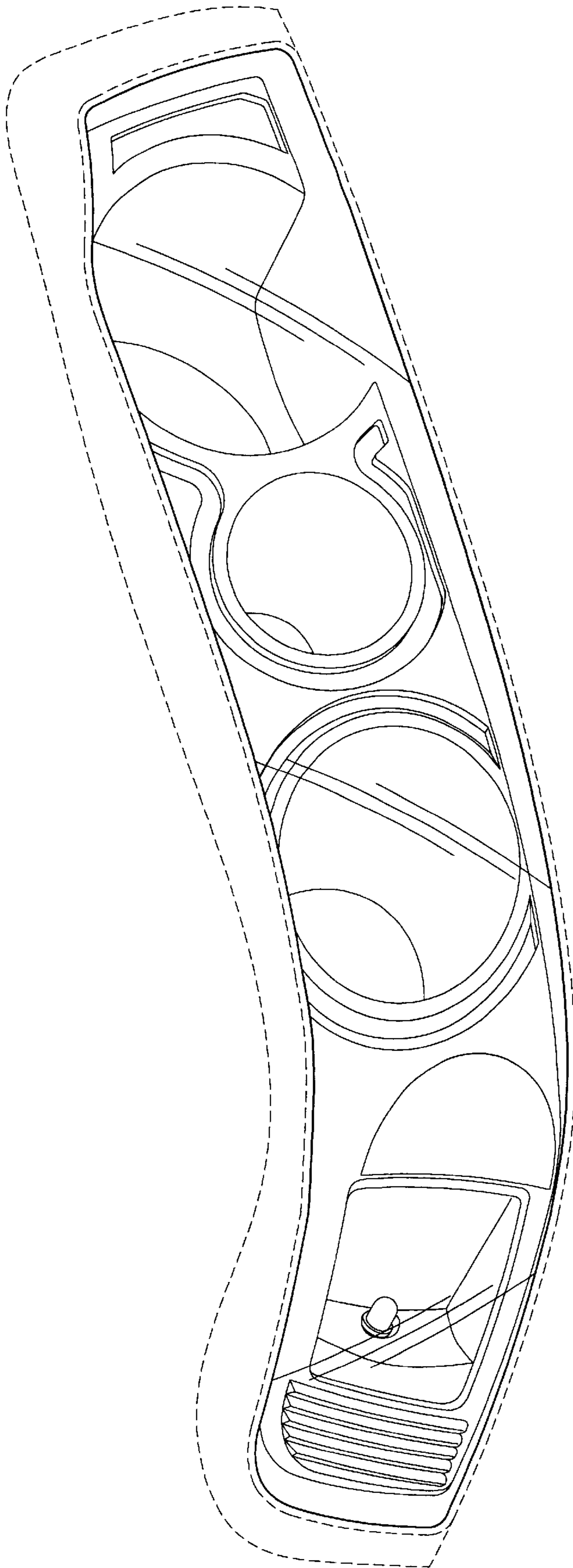


FIG. 1

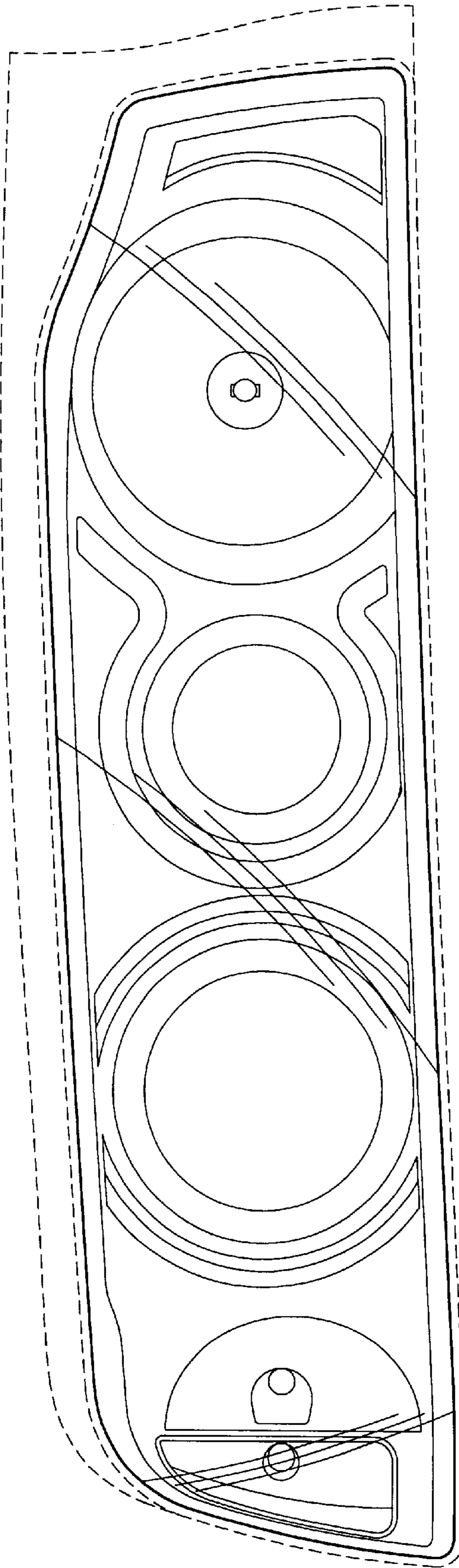


FIG. 2

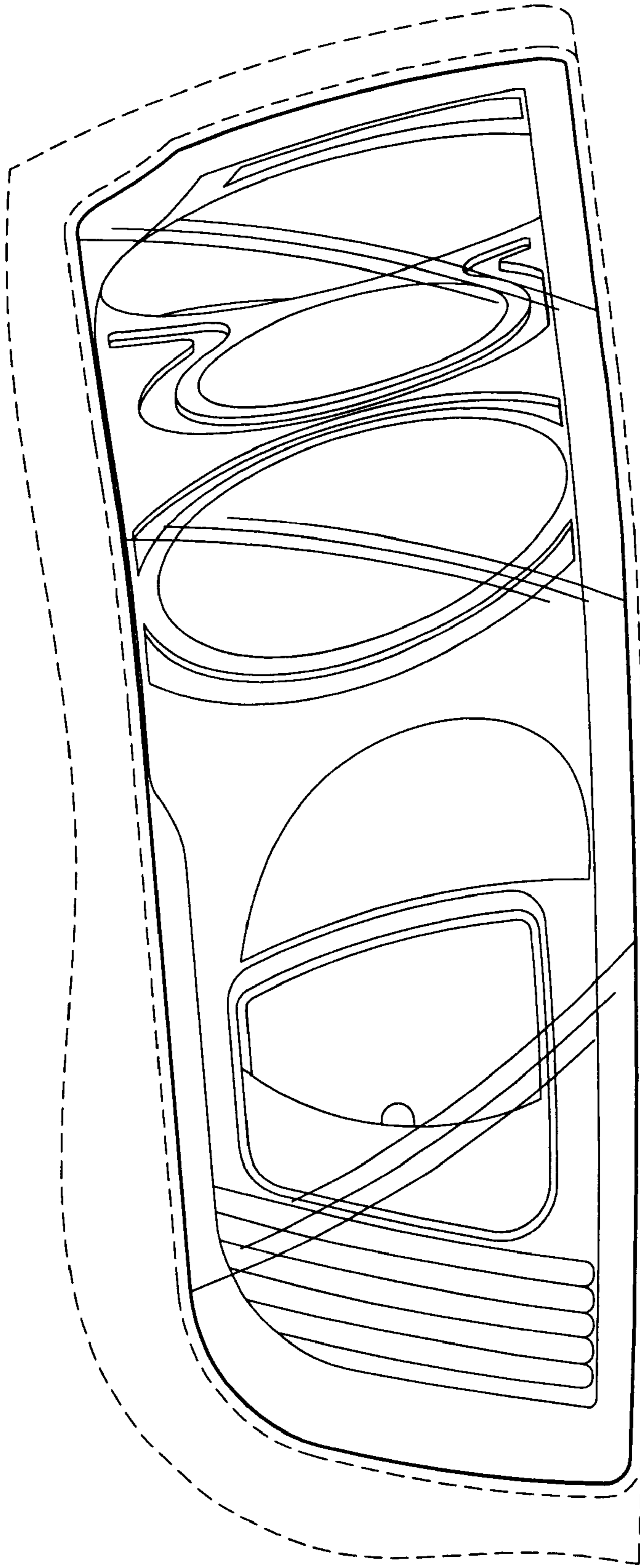


FIG. 3

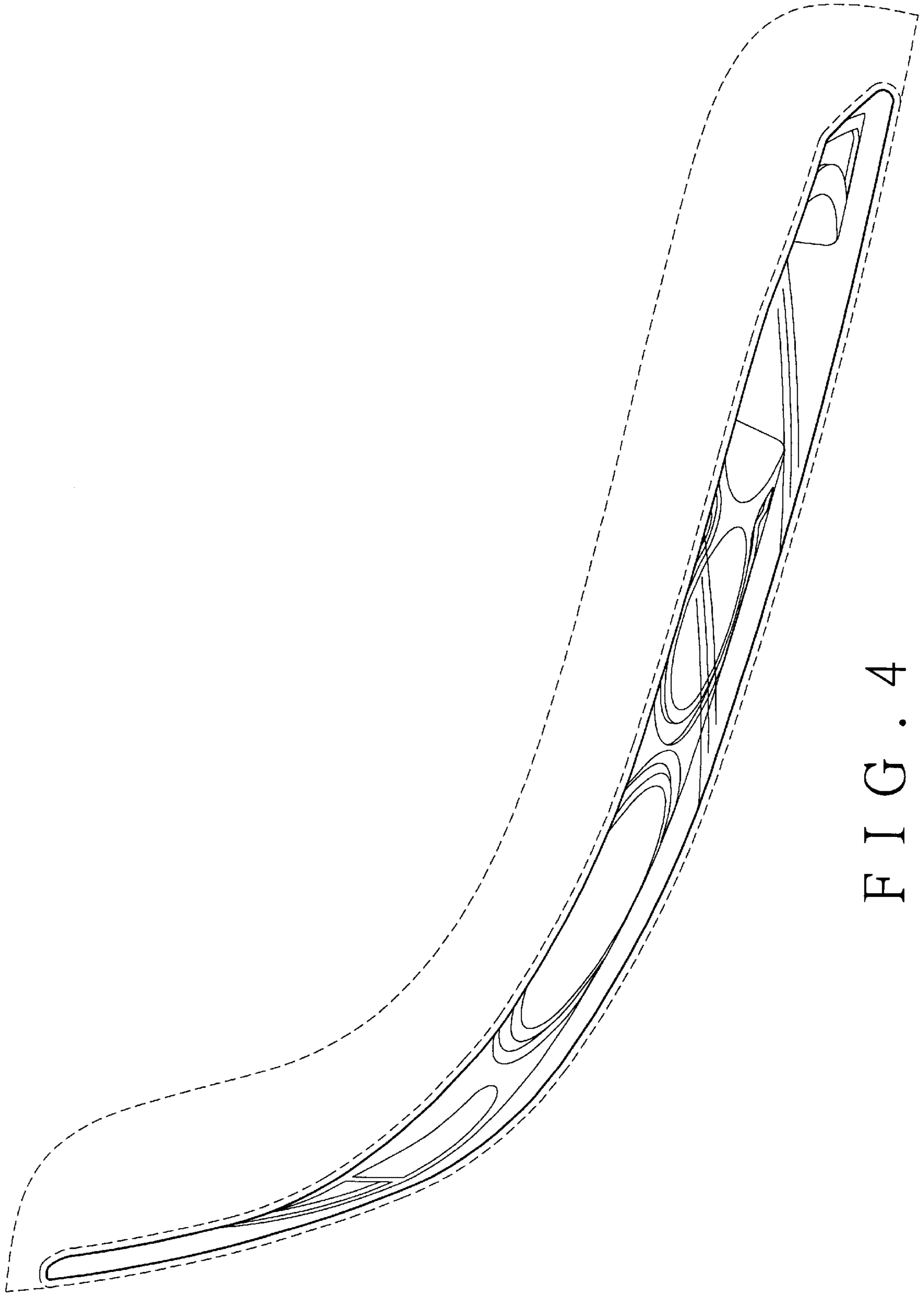


FIG. 4