



US00D465860S

(12) **United States Design Patent**
Huang

(10) **Patent No.:** **US D465,860 S**

(45) **Date of Patent:** **** Nov. 19, 2002**

(54) **OVAL DECORATIVE VEHICLE LIGHTING REFLECTOR WITH SEGMENTED REFLECTIVE SURFACE**

Primary Examiner—Marcus A. Jackson
(74) *Attorney, Agent, or Firm*—Thomas I. Rozsa; Tony D. Chen

(75) **Inventor:** **Nan Huang Huang**, Rancho Palos Verdes, CA (US)

(57) **CLAIM**

The ornamental design for an oval decorative vehicle lighting reflector with segmented reflective surface, as shown and described.

(73) **Assignee:** **Grand General Accessories Manufacturing Inc.**, Compton, CA (US)

DESCRIPTION

(**) **Term:** **14 Years**

FIG. 1 is a perspective view of an oval decorative vehicle lighting reflector with segmented reflective surface, showing my new design;

(21) **Appl. No.:** **29/153,597**

FIG. 2 is a top plan view thereof;

(22) **Filed:** **Jan. 9, 2002**

FIG. 3 is a bottom plan view thereof;

(51) **LOC (7) Cl.** **26-06**

FIG. 4 is a side elevational view thereof, the other side being identical;

(52) **U.S. Cl.** **D26/28; D26/139**

FIG. 5 is an end elevational view thereof, the other end being identical; and,

(58) **Field of Search** D26/28-36; 362/61, 362/74, 147, 330, 331, 336, 372

FIG. 6 is a perspective view thereof, showing my new design in its position of use, it being understood that the broken line (showing the housing, lens and light bulb of the vehicle lighting) is for illustrative purposes only and forms no part of the claimed design.

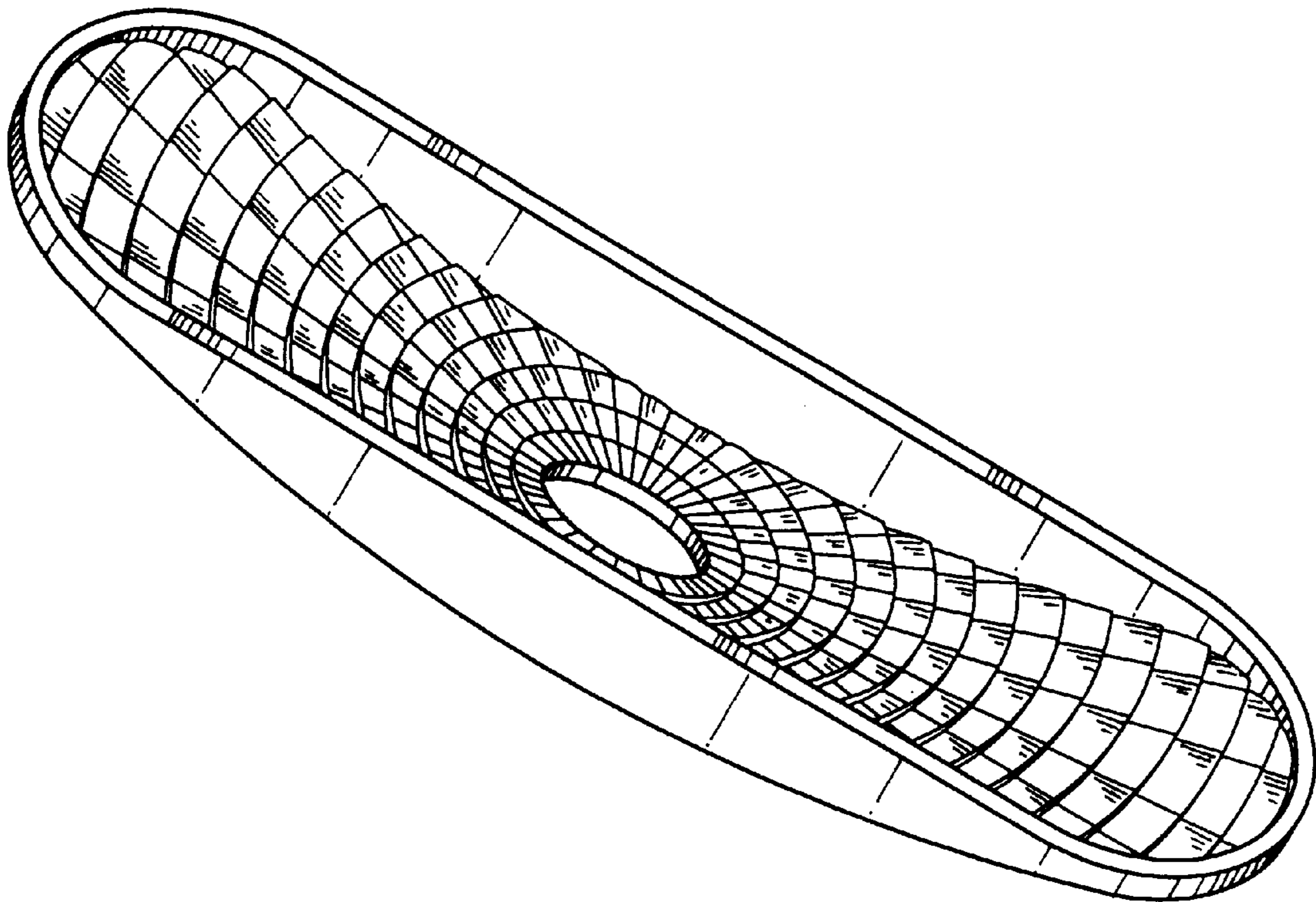
(56) **References Cited**

U.S. PATENT DOCUMENTS

D387,451 S	*	12/1997	Lyons	D26/28
D419,248 S	*	1/2000	Lyons	D26/28
D442,304 S	*	5/2001	Huang	D26/28

* cited by examiner

1 Claim, 3 Drawing Sheets



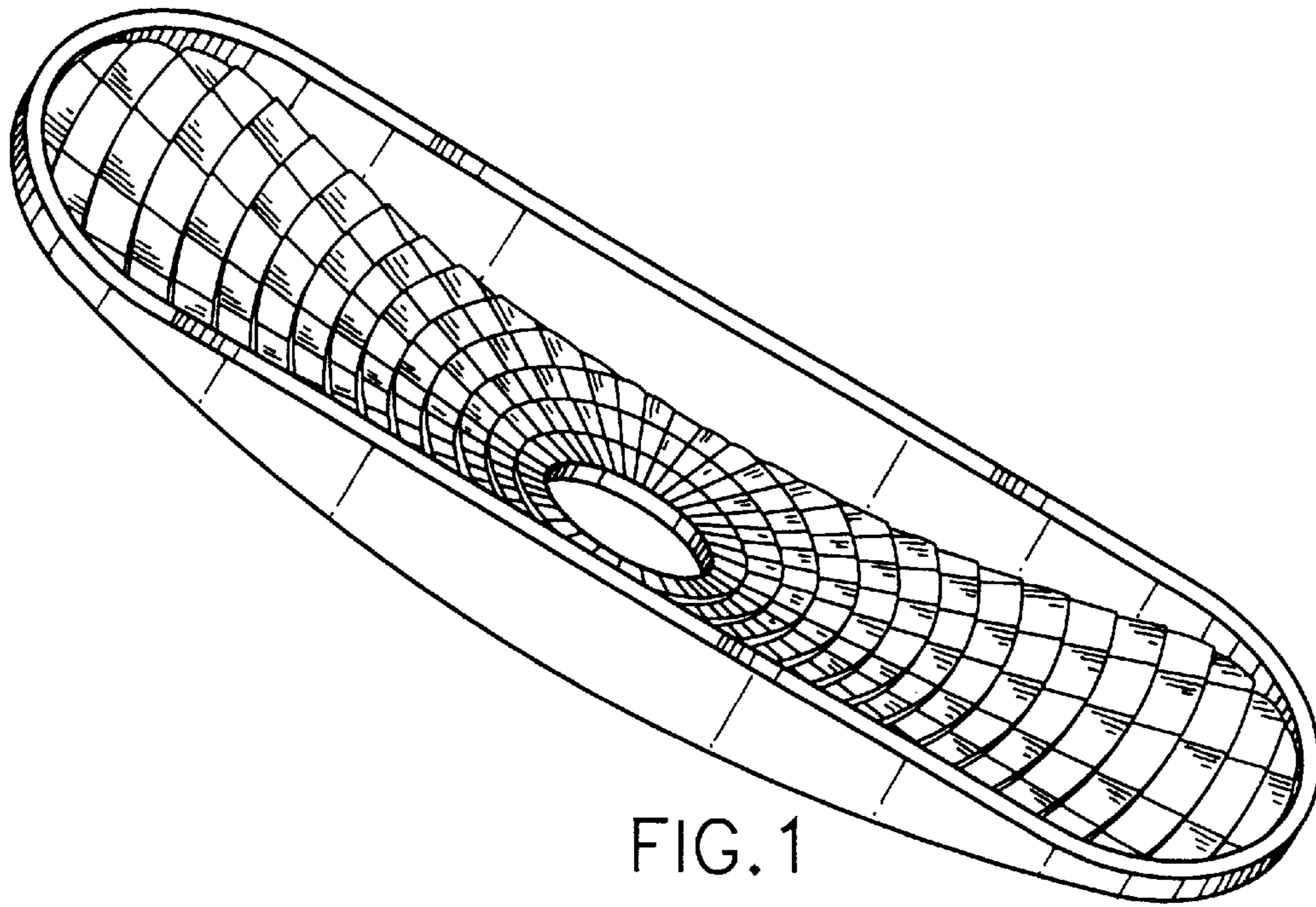


FIG. 1




FIG. 2

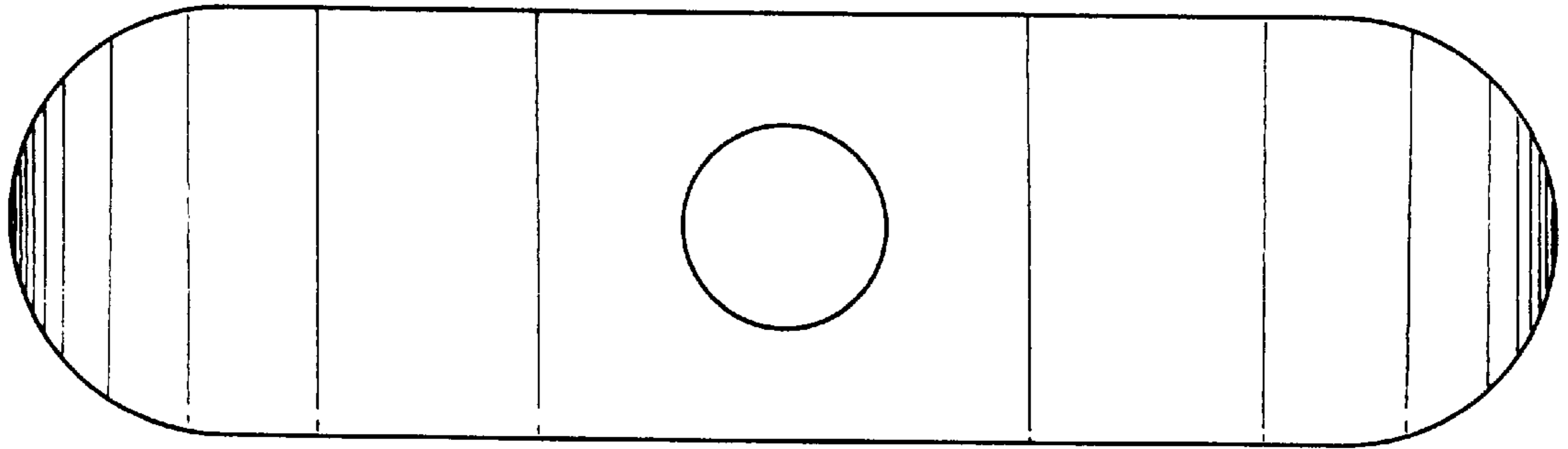


FIG. 3




FIG. 4

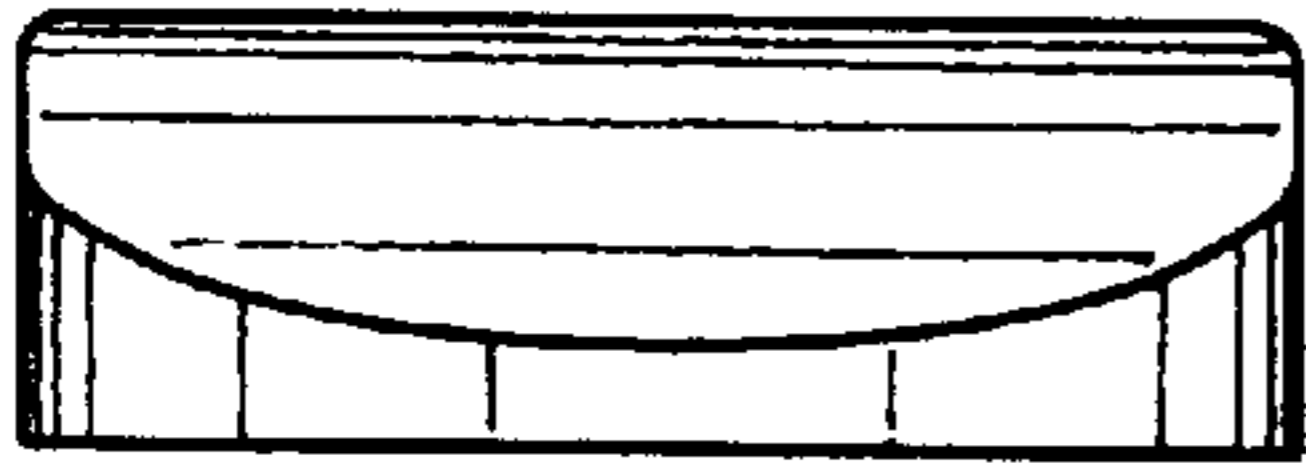


FIG. 5

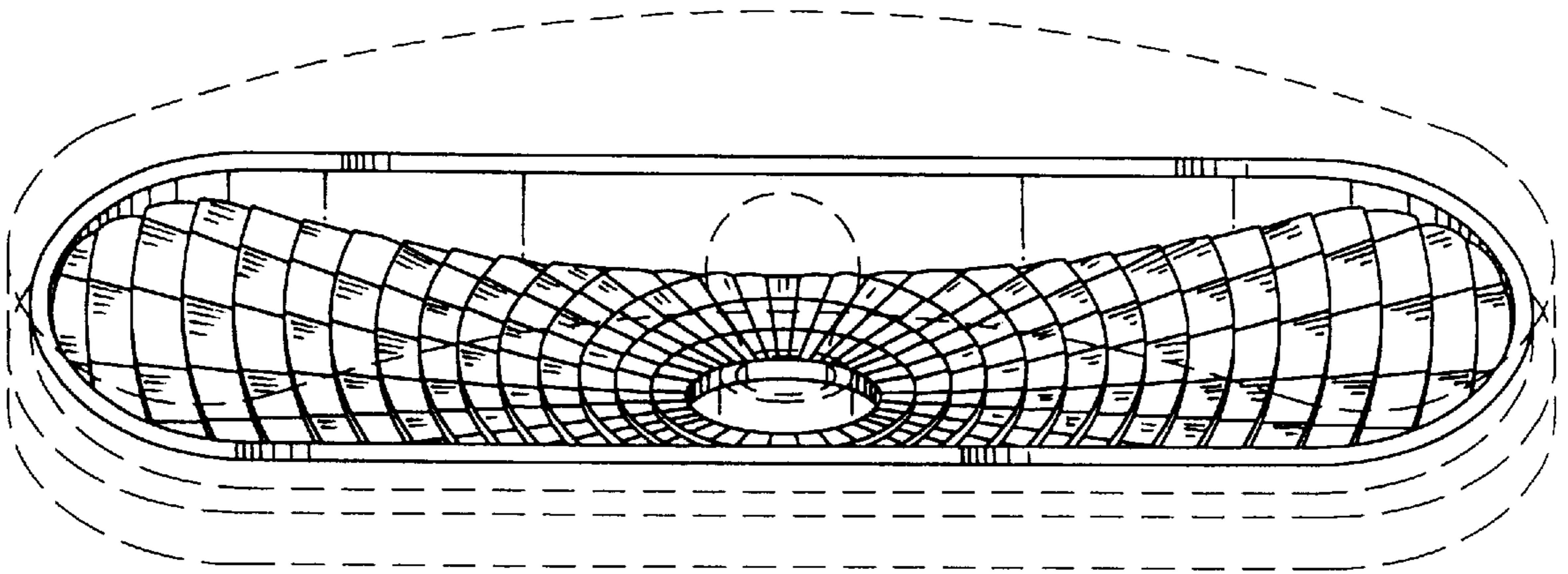


FIG. 6