



US00D465851S

(12) **United States Design Patent**  
**Tudico**

(10) **Patent No.:** **US D465,851 S**

(45) **Date of Patent:** **\*\* Nov. 19, 2002**

(54) **HEADPIECE FOR A MASSAGE APPARATUS**

(75) Inventor: **Gianfranco Tudico**, Bourg les Valence (FR)

(73) Assignee: **LPG Systems** (FR)

(\*\*) Term: **14 Years**

(21) Appl. No.: **29/129,793**

(22) Filed: **Sep. 22, 2000**

(30) **Foreign Application Priority Data**

Mar. 23, 2000 (FR) ..... DM/051 362

(51) **LOC (7) Cl.** ..... **24-04**

(52) **U.S. Cl.** ..... **D24/200**

(58) **Field of Search** ..... D24/200, 215;  
601/46, 48, 67, 68, 69, 70, 72, 73, 78,  
80

(56) **References Cited**

**U.S. PATENT DOCUMENTS**

4,757,806 A \* 7/1988 Muchisky et al. .... 601/71  
D303,723 S \* 9/1989 Takahashi ..... D28/9  
D360,036 S \* 7/1995 Doria ..... D24/200

D404,496 S \* 1/1999 Tudico ..... D24/215  
D438,309 S \* 2/2001 Young ..... D24/215  
D438,973 S \* 3/2001 Tudico ..... D24/200

\* cited by examiner

*Primary Examiner*—Stella Reid

(74) *Attorney, Agent, or Firm*—Parkhurst & Wendel, L.L.P.

(57) **CLAIM**

The ornamental design for the headpiece for a massage apparatus, as shown and described.

**DESCRIPTION**

The file of this patent contains drawings executed in color. Copies of this patent with color drawing(s) will be provided by the Patent and Trademark Office upon request and payment of the necessary fee.

FIG. 1 is a perspective view of the headpiece for a massage apparatus showing my design;  
FIG. 2 is a front view thereof;  
FIG. 3 is a left side view thereof;  
FIG. 4 is a top view thereof; and,  
FIG. 5 is a bottom view thereof.

**1 Claim, 2 Drawing Sheets**

**(2 of 2 Drawing Sheet(s) Filed in Color)**




FIG. 1




FIG. 2

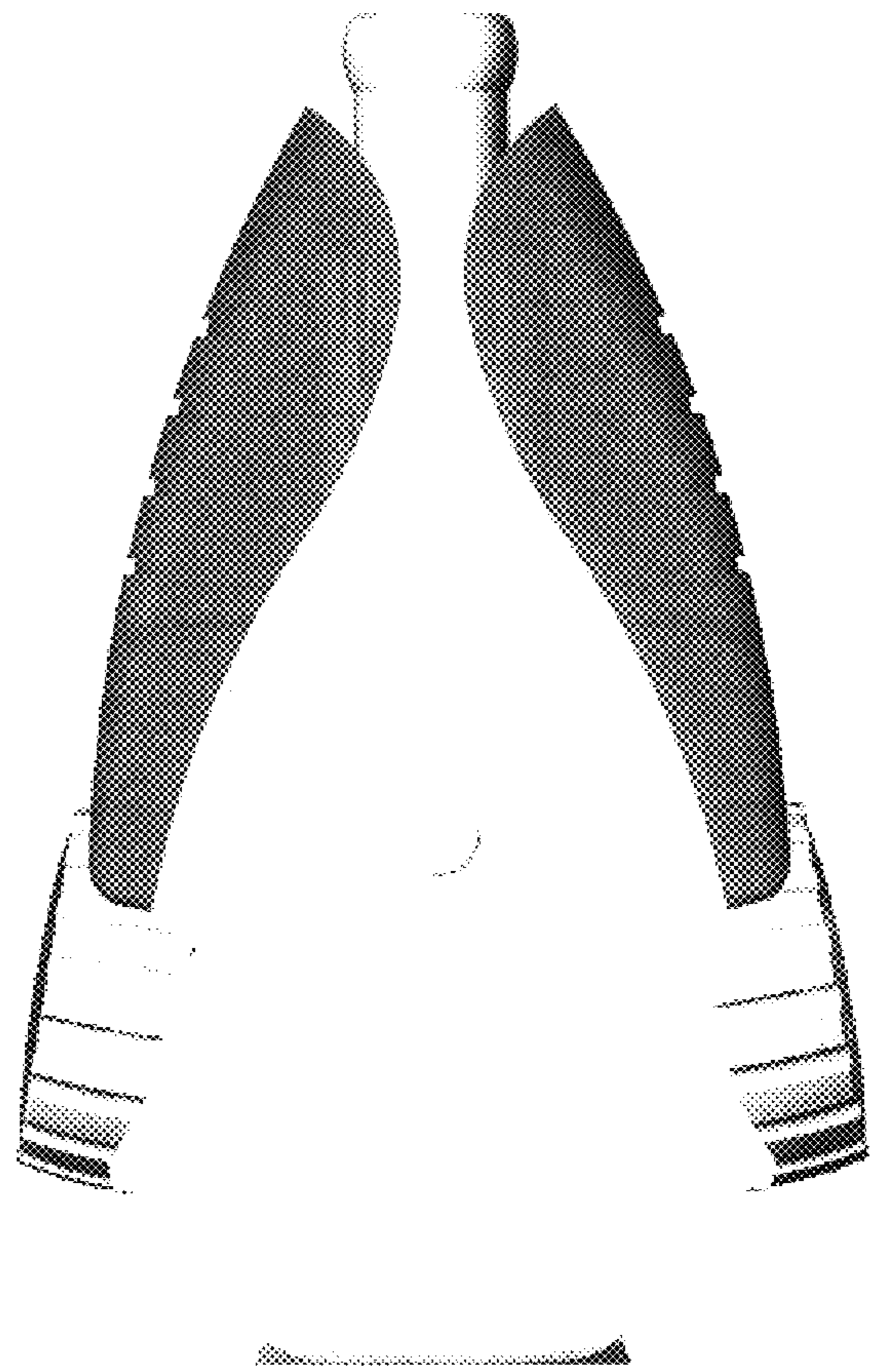


FIG. 3




FIG. 4




FIG. 5

