



US00D465813S

(12) **United States Design Patent**  
**Randall**

(10) **Patent No.: US D465,813 S**

(45) **Date of Patent: \*\* Nov. 19, 2002**

(54) **SURFACE ORNAMENTATION FOR A COIN-OPERATED ENTERTAINMENT MACHINE**

*Primary Examiner*—Sandra L. Morris  
(74) *Attorney, Agent, or Firm*—George H. Gerstman; Seyfarth Shaw

(75) **Inventor: Dov Liam Randall, Bury (GB)**

(57) **CLAIM**

(73) **Assignee: IGT-UK (GB)**

The ornamental design for the surface ornamentation for a coin-operated entertainment machine, as shown and described.

(\*) **Notice:** This patent is subject to a terminal disclaimer.

(\*\*) **Term: 14 Years**

**DESCRIPTION**

(21) **Appl. No.: 29/097,037**

A portion of the disclosure of this patent document contains material to which a claim for copyright is made. The copyright owner has no objection to the facsimile reproduction by anyone of the patent document or the patent disclosure, as it appears in the Patent and Trademark Office patent file or records, but reserves all other copyrights whatsoever.

(22) **Filed: Nov. 25, 1998**

**Related U.S. Application Data**

(63) Continuation-in-part of application No. 29/080,623, filed on Dec. 11, 1997, now abandoned.

FIG. 1 is a front view of the surface ornamentation for a coin-operated entertainment machine, showing our new design;

(51) **LOC (7) Cl. .... 21-03**

(52) **U.S. Cl. .... D21/370**

FIG. 2 is an enlarged view of the upper portion of the coin operated entertainment machine bearing the design as shown in FIG. 1.

(58) **Field of Search** ..... D20/1, 2; D21/369, D21/370, 371; 273/138.1, 139, 142 R, 143 R, 145 A; 463/20, 21

FIG. 3 is an enlarged view of the central portion of the coin operated entertainment machine bearing the design as shown in FIG. 1; and,

(56) **References Cited**

**U.S. PATENT DOCUMENTS**

D278,069 S \* 3/1985 Wichinsky et al. .... D21/370  
D349,133 S \* 7/1994 Janssen ..... D21/370  
D352,072 S \* 11/1994 Hesker ..... D21/370  
D400,597 S \* 11/1998 Hedrick et al. .... D21/370  
5,833,537 A \* 11/1998 Barrie ..... 463/21

FIG. 4 is an enlarged view of the lower portion of the coin operated entertainment machine bearing the design as shown in FIG. 1.

**OTHER PUBLICATIONS**

Pachinko Joe's Internet website, copyright 1996. Bally 5-coin slot machine.\*

The broken line showing of the entertainment machine is for illustrative purposes only, and forms no part of the claimed design.

Views of the top, bottom, left and right sides and back of the coin operated entertainment machine are not included as they are plain and unornamental.

\* cited by examiner

**1 Claim, 4 Drawing Sheets**




Fig. 1




Fig. 2




Fig. 3

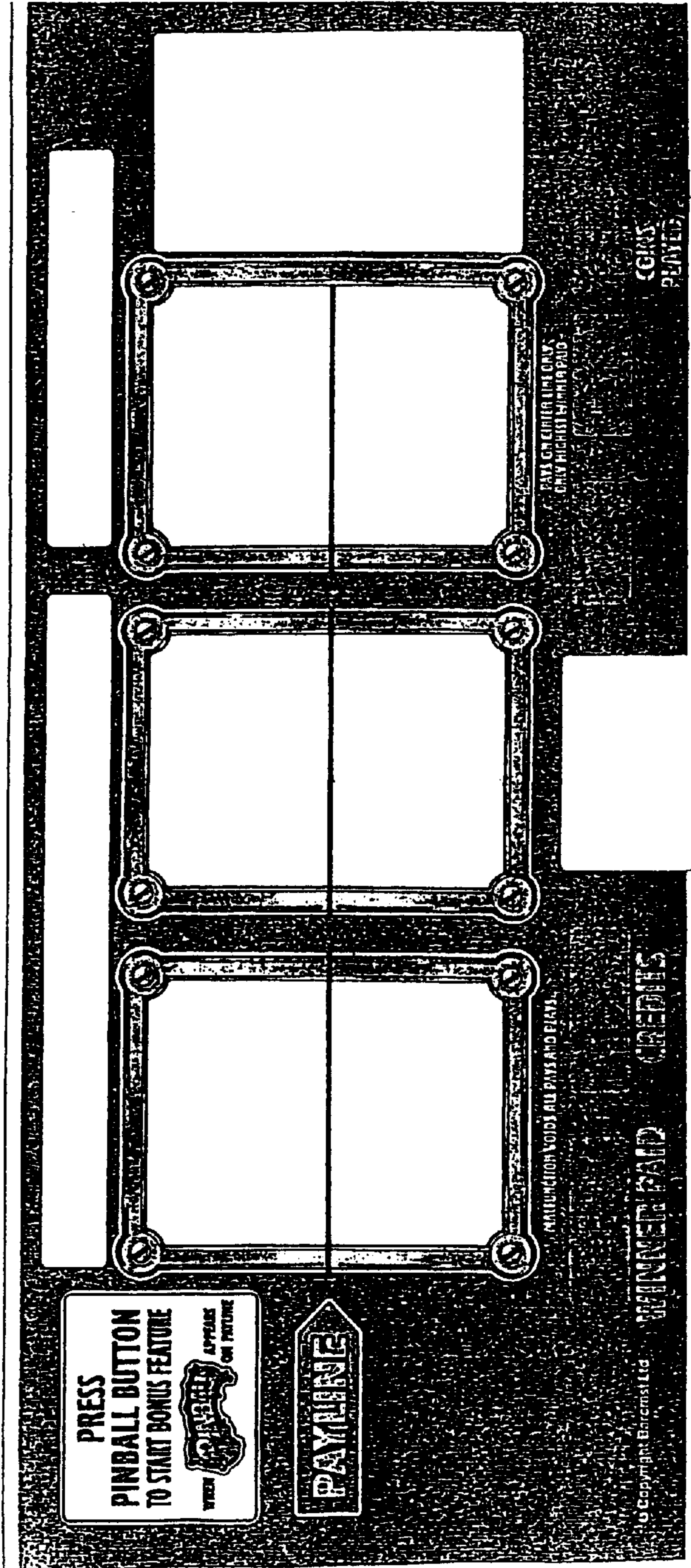


Fig. 4

