



US00D465808S

(12) **United States Design Patent**
Deluca et al.

(10) **Patent No.:** **US D465,808 S**

(45) **Date of Patent:** **** Nov. 19, 2002**

(54) **WRITING INSTRUMENT**

D452,527 S * 12/2001 Maki et al. D19/43

(75) Inventors: **Donald A. Deluca**, Guilford, CT (US);
Michael Kent, Cheshire, CT (US)

OTHER PUBLICATIONS

Color Photograph of "Senator Pencil" dated prior to 2002.

(73) Assignee: **BIC Corporation**, Milford, CT (US)

* cited by examiner

(**) Term: **14 Years**

Primary Examiner—Martie K. Holtje

(21) Appl. No.: **29/156,272**

(74) *Attorney, Agent, or Firm*—Pennie & Edmonds LLP

(22) Filed: **Feb. 27, 2002**

(57) **CLAIM**

(51) **LOC (7) Cl.** **19-06**

The ornamental design for a writing instrument, as shown and described.

(52) **U.S. Cl.** **D19/48; D19/51**

DESCRIPTION

(58) **Field of Search** D19/35, 36, 41-51,
D19/53-58, 81-85; 401/6, 7, 88, 209, 196,
198, 260, 64, 84

FIG. 1 is a perspective view of an ornamental design for a writing instrument according to the present invention; FIG. 2 is a right side elevational view thereof; FIG. 3 is a front elevational view thereof; FIG. 4 is a rear elevational view thereof, FIG. 5 is a left side elevational view thereof, FIG. 6 is a top plan view thereof; and, FIG. 7 is a bottom plan view thereof.

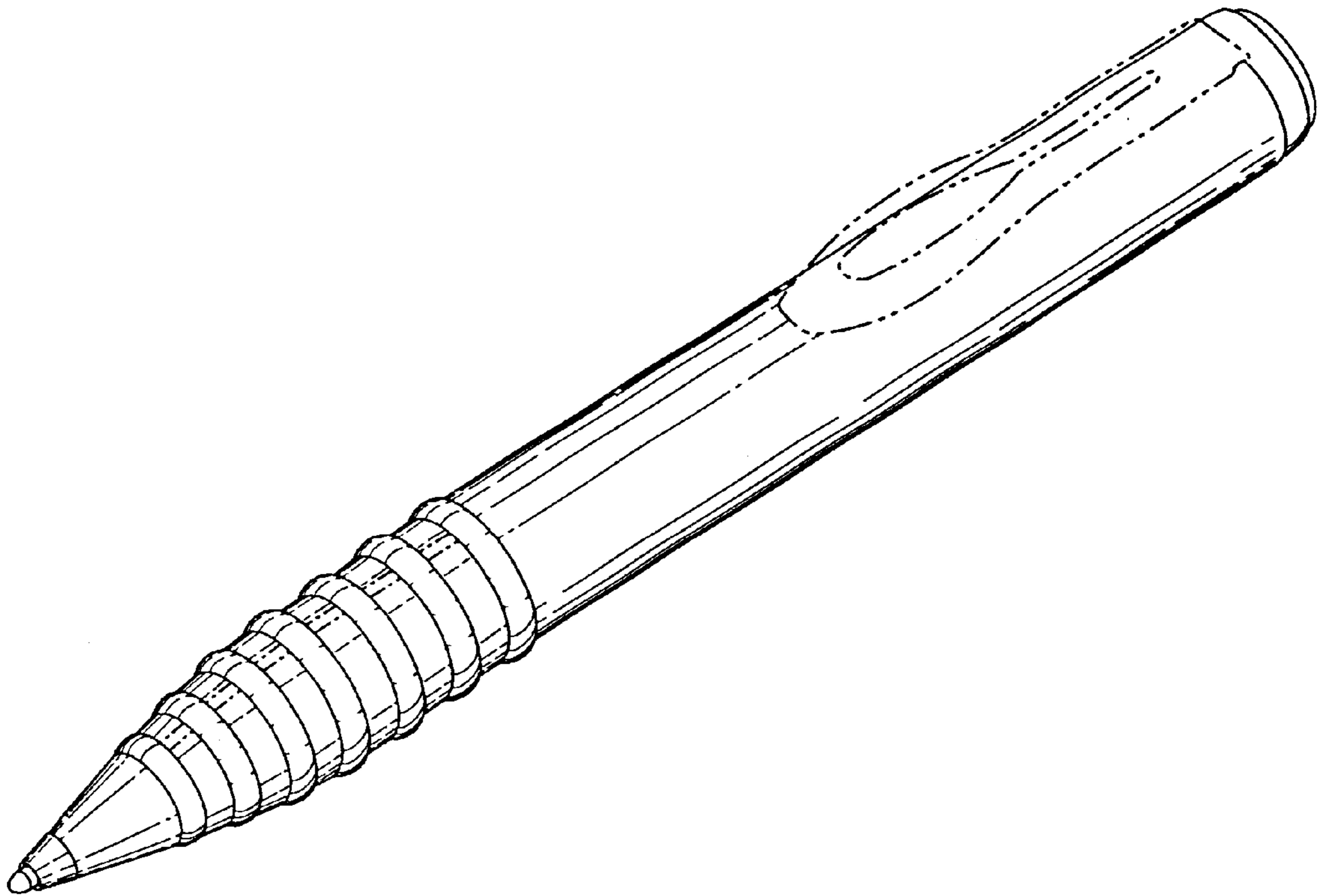
(56) **References Cited**

All portions shown in broken lines are environmental and illustrative only and form no part of the claimed design.

U.S. PATENT DOCUMENTS

263,392	A	*	8/1882	Cross	401/64
D39,560	S	*	9/1908	Heymann	D19/48
D39,906	S	*	4/1909	Boman	D19/48
D149,672	S	*	5/1948	Phillips	D19/48
3,442,596	A	*	5/1969	Tsukahara	401/84
D321,719	S	*	11/1991	Nitta	D19/48
D415,525	S	*	10/1999	Wörther	D19/49

1 Claim, 4 Drawing Sheets



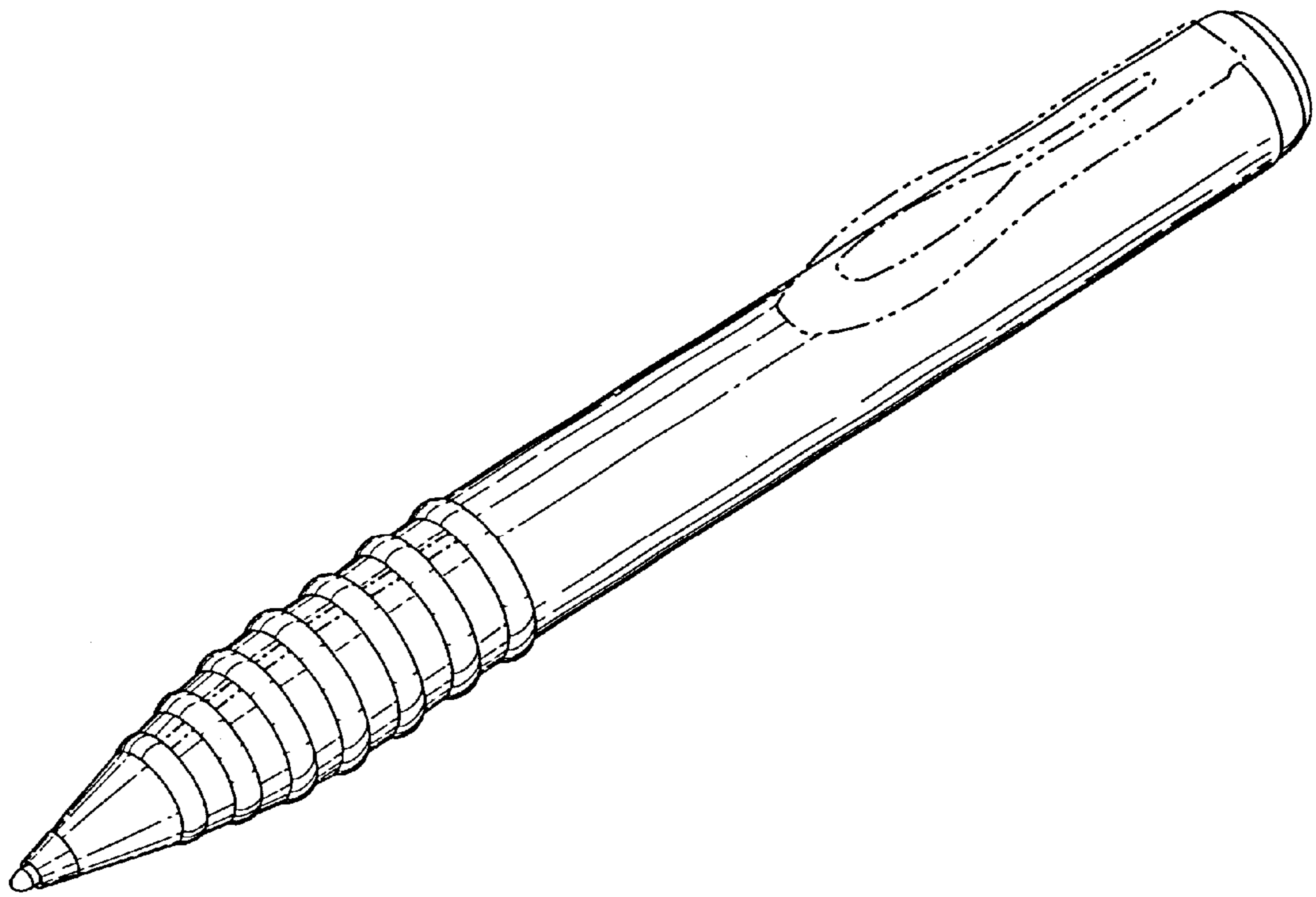


Fig. 1

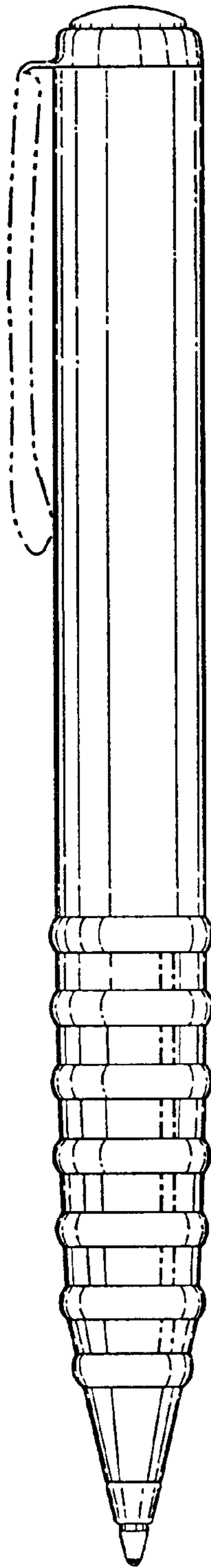


Fig. 2




Fig. 3

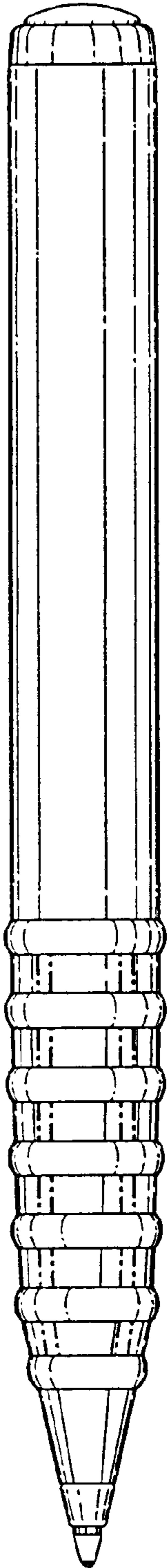


Fig. 4

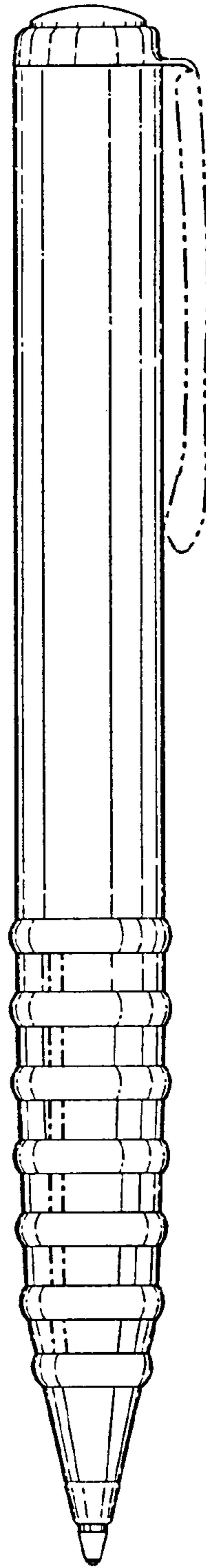


Fig. 5

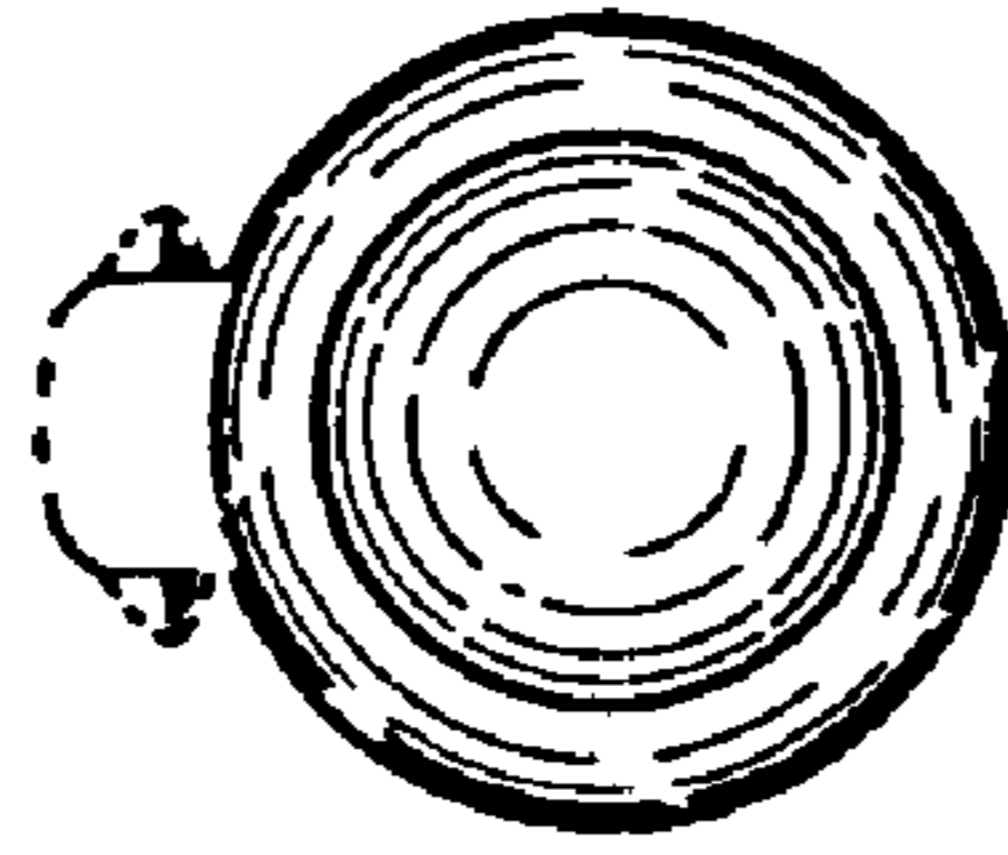


Fig. 6

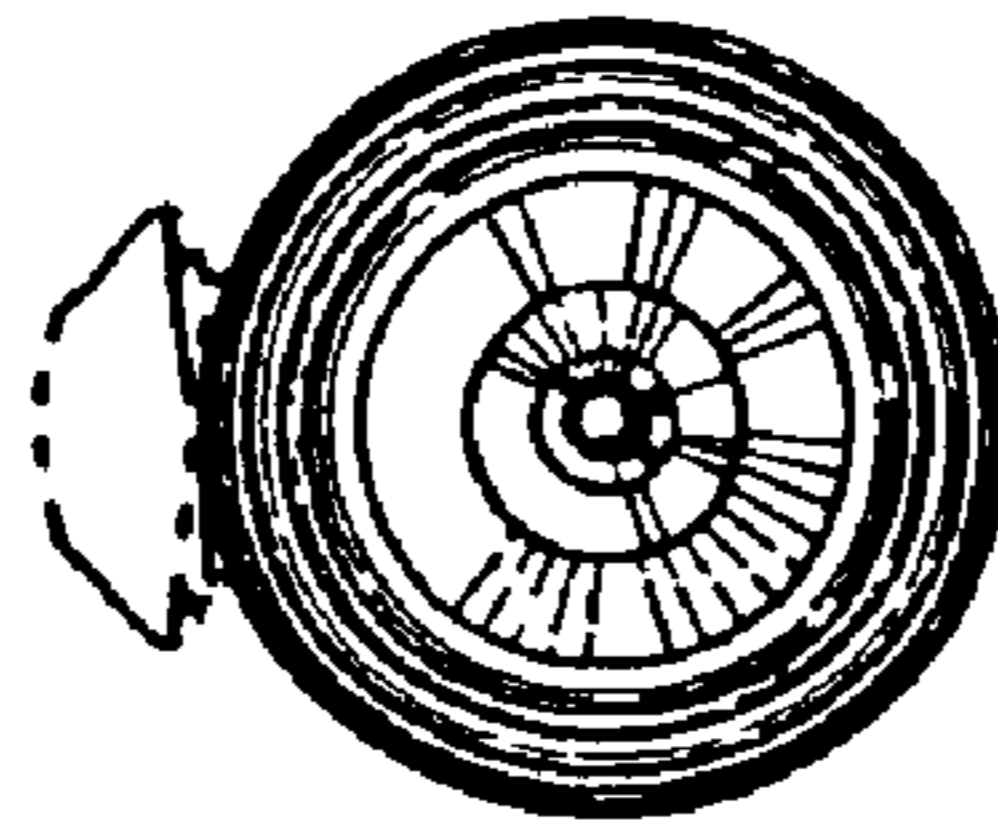


Fig. 7