



US00D465783S

(12) **United States Design Patent**
Zordan

(10) **Patent No.:** **US D465,783 S**

(45) **Date of Patent:** **** Nov. 19, 2002**

(54) **MULTIMEDIA COMMUNICATIONS
TERMINAL**

(76) **Inventor:** **Marco Zordan**, Via Venezia, 14, 36030
Caltrano (VI) (IT)

(**) **Term:** **14 Years**

(21) **Appl. No.:** **29/143,102**

(22) **Filed:** **Jun. 8, 2001**

(51) **LOC (7) Cl.** **14-02**

(52) **U.S. Cl.** **D14/331**

(58) **Field of Search** D14/314, 315,
D14/316, 320, 322, 331, 333-337; D18/1,
2, 7; 235/145 A, 145 R; 341/22, 23; 345/156,
168, 169, 172, 173; 349/12; 361/680-686

(56) **References Cited**

U.S. PATENT DOCUMENTS

D335,870 S	*	5/1993	Yun	D14/322
D336,077 S	*	6/1993	Barry et al.	D14/316
D338,879 S	*	8/1993	Iino	D14/316
D345,347 S	*	3/1994	Yamazaki	D14/322

* cited by examiner

Primary Examiner—Freda Nunn

(74) *Attorney, Agent, or Firm*—Dykema Gossett PLLC

(57) **CLAIM**

I claim the ornamental design for a multimedia communi-
cations terminal, as shown and described.

DESCRIPTION

The file of this patent contains at least one drawing executed
in color. Copies of this patent with color drawings will be
provided by the Patent and Trademark Office upon request
and payment of the necessary fee.

FIG. 1 is a front perspective view of a multimedia commu-
nications terminal showing a monitor and base cabinet, with
the base cabinet in a closed position;

FIG. 2 is a front perspective view of the multimedia com-
munications terminal showing the base cabinet in an open
position;

FIG. 3 is a front perspective view of the multimedia com-
munications terminal showing the base cabinet in an open
position with the monitor swivelled to the left;

FIG. 4 is a front perspective view of the multimedia com-
munications terminal showing the base cabinet in an open
position with the monitor swivelled to the right and with the
keyboard detached from the base cabinet;


FIG. 5 is a right side perspective view of the multimedia
communications terminal showing the base cabinet in a
closed position, the left side being a mirror image thereof;
and,

FIG. 6 is a rear perspective view of the multimedia com-
munications terminal showing the base cabinet in a closed
position.

The indicia shown in FIGS. 2, 3 and 4 is for illustrative
purposes only and forms no part of the claimed design.

1 Claim, 3 Drawing Sheets

(3 of 3 Drawing Sheet(s) Filed in Color)






FIG. 1


FIG. 2





FIG. 3

Fig. 4






Fig. 5




Fig. 6