



US00D465778S

(12) **United States Design Patent**  
**Solland**

(10) **Patent No.:** **US D465,778 S**

(45) **Date of Patent:** **\*\* Nov. 19, 2002**

(54) **SPEAKER HOUSING**

D449,828 S \* 10/2001 Pardo et al. .... D14/211

(75) Inventor: **Kurt Solland**, Westlake Village, CA  
(US)

\* cited by examiner

*Primary Examiner*—Nanda Bondade

(73) Assignee: **Harman International Industries**,  
Northridge, CA (US)

(74) *Attorney, Agent, or Firm*—Banner & Witcoff, Ltd.

(\*\*) Term: **14 Years**

(57) **CLAIM**

The ornamental design for a speaker housing, as shown and described.

(21) Appl. No.: **29/152,449**

**DESCRIPTION**

(22) Filed: **Dec. 21, 2001**

(51) **LOC (7) Cl.** ..... **14-01**

(52) **U.S. Cl.** ..... **D14/215**

(58) **Field of Search** ..... D14/204, 207,  
D14/209–216; 181/144–145, 147–148,  
150, 153, 157, 198–199; 381/300–302,  
306, 333, 345, 361–364, 386–388

FIG. 1 is a perspective view of a speaker housing showing my new design;

FIG. 2 is a perspective view thereof, shown rotated approximately forty-five degrees counterclockwise from FIG. 1;

FIG. 3 is a top plan view thereof;

FIG. 4 is a perspective view thereof, shown rotated ninety degrees counterclockwise from FIG. 1; and,

FIG. 5 is a side elevational view of a speaker housing, the opposite side being a mirror image thereof.

The broken line showing of the controls and a base stand in FIGS. 1–5 is for illustrative purposes only and forms no part of the claimed design.


(56) **References Cited**

**U.S. PATENT DOCUMENTS**

D379,093 S \* 5/1997 Vollum et al. .... D14/216

D415,765 S \* 10/1999 Freadman ..... D14/215

**1 Claim, 1 Drawing Sheet**



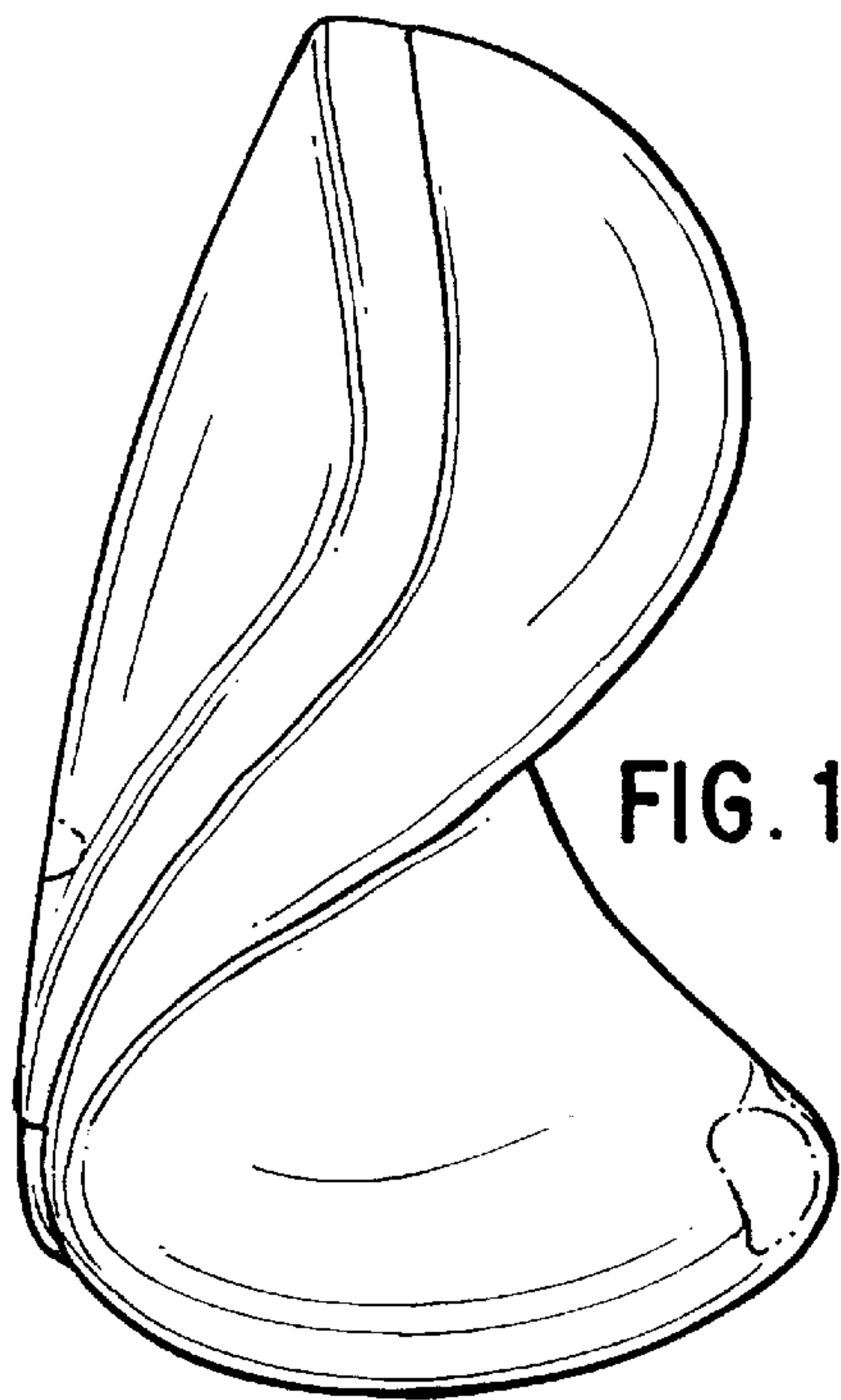


FIG. 1

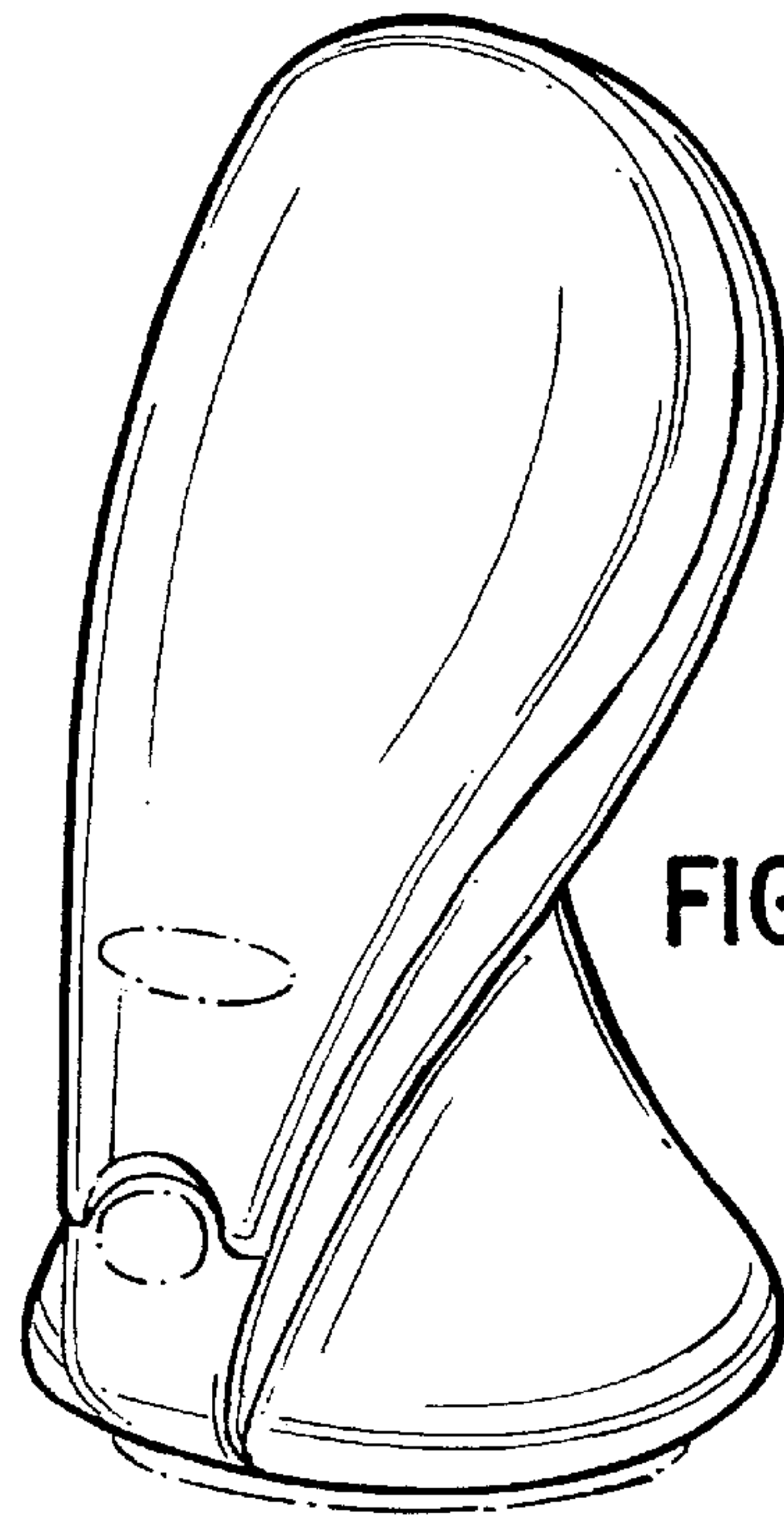


FIG. 2

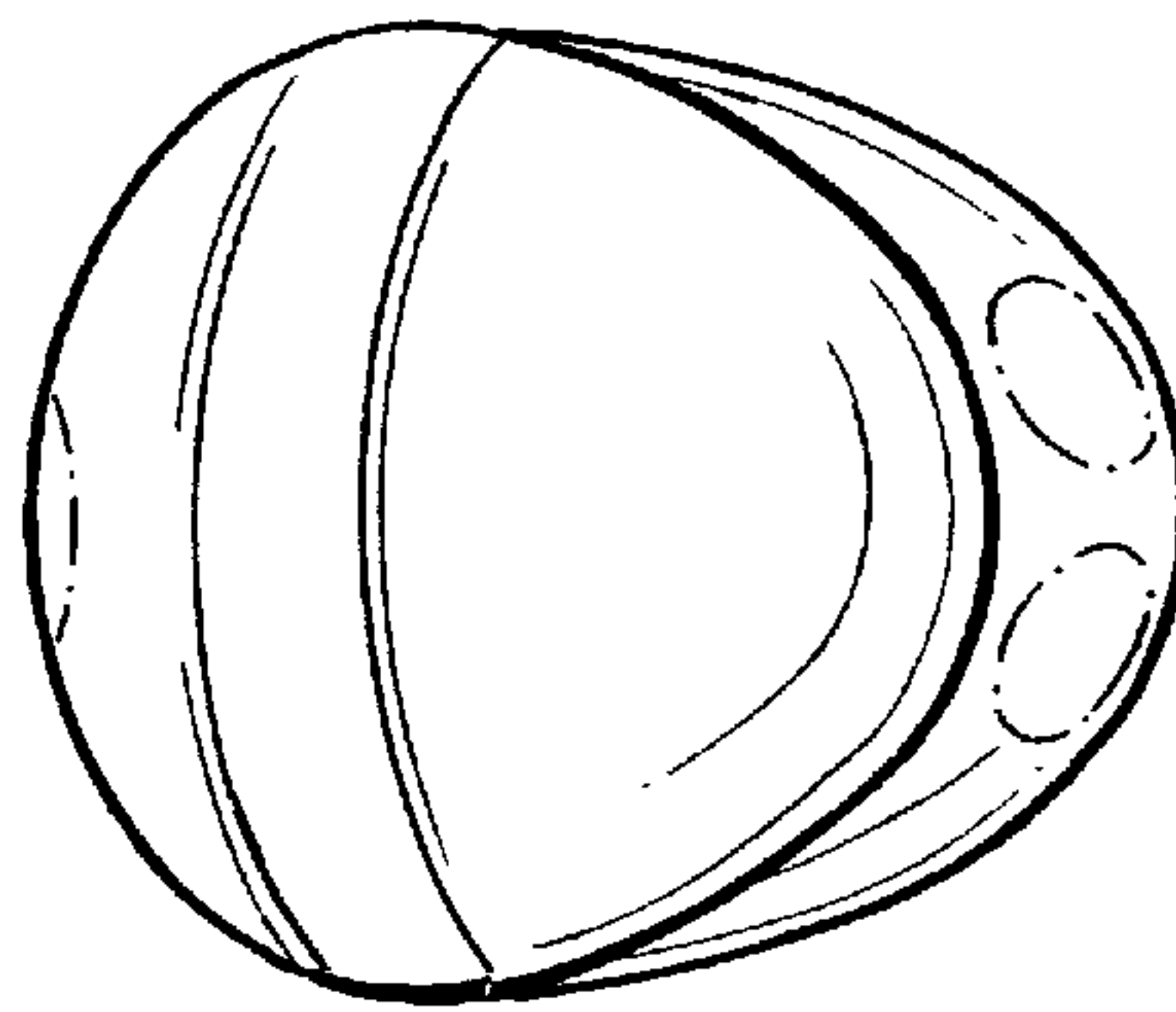


FIG. 3

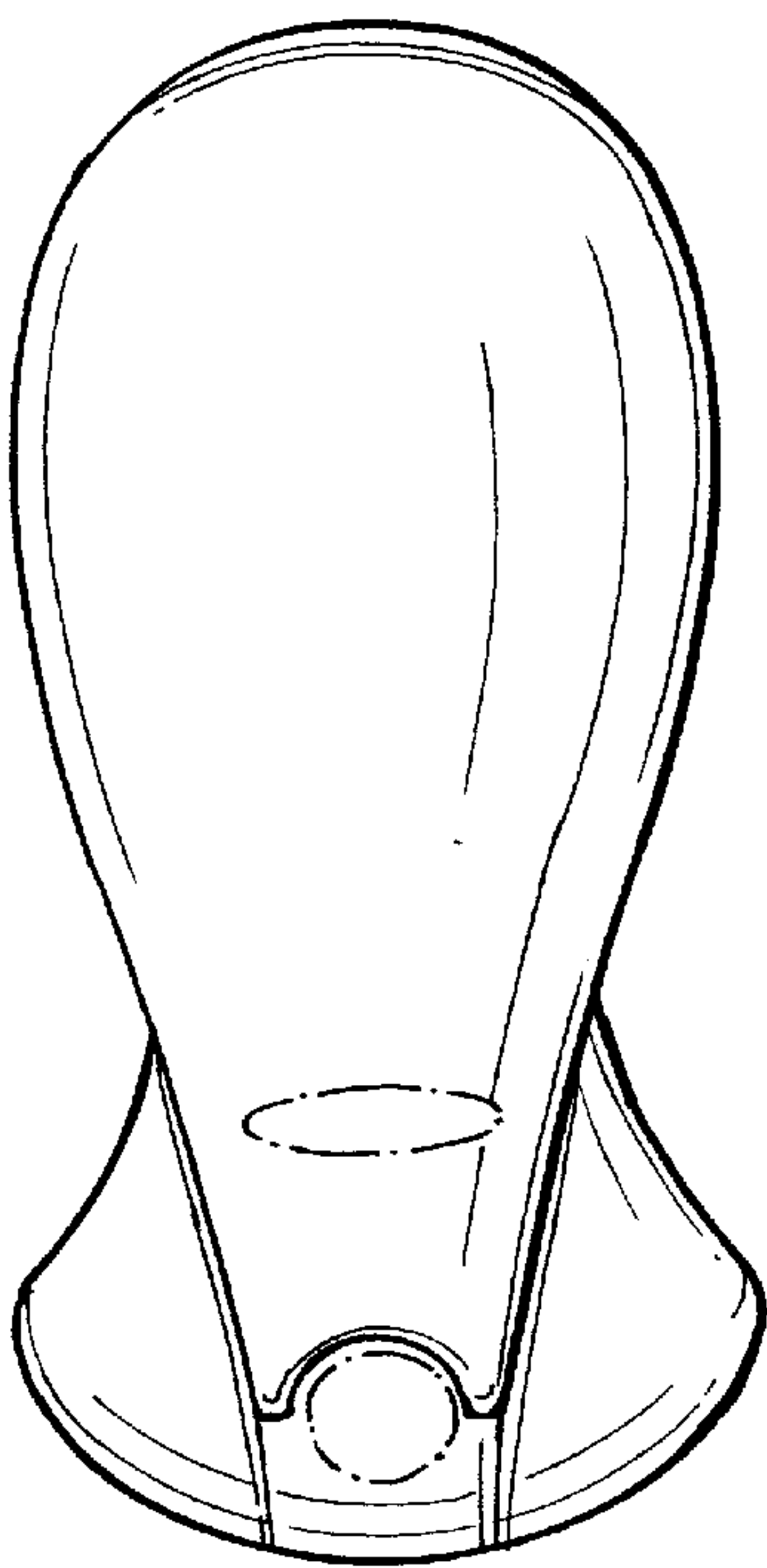


FIG. 4



FIG. 5