



US00D465774S

(12) **United States Design Patent**
Nuovo

(10) **Patent No.:** **US D465,774 S**

(45) **Date of Patent:** **** Nov. 19, 2002**

(54) **HANDSET**

(75) **Inventor:** **Frank Nuovo, Los Angeles, CA (US)**

(73) **Assignee:** **Vertu Ltd. (GB)**

(**) **Term:** **14 Years**

(21) **Appl. No.:** **29/150,683**

(22) **Filed:** **Nov. 27, 2001**

(51) **LOC (7) Cl.** **14-03**

(52) **U.S. Cl.** **D14/138; D14/147**

(58) **Field of Search** D14/137, 138,
D14/218, 147-148, 247-248, 144, 341-347;
379/433.01-433.13, 419, 434, 428.01-428.04,
420.01-420.04, 440; 455/550-575, 90

(56) **References Cited**

U.S. PATENT DOCUMENTS

D271,201 S	*	11/1983	Nordberg	D14/218
D275,754 S	*	10/1984	Matsuda et al.	D14/218
D300,530 S	*	4/1989	Stagnitta	D14/218
D310,349 S	*	9/1990	Rowen	D13/168
D327,064 S	*	6/1992	Ditzig et al.	D14/148
D330,023 S	*	10/1992	Kikuchi et al.	D14/138
D333,295 S	*	2/1993	Weber	D13/168
D334,015 S	*	3/1993	Paton et al.	D14/138
D338,461 S	*	8/1993	Paton et al.	D14/138
D354,751 S	*	1/1995	Hersh et al.	D14/218
D368,718 S	*	4/1996	Starck	D14/218
D375,057 S	*	10/1996	Heun	D10/104
D388,784 S	*	1/1998	Phillips et al.	D14/138
D390,509 S	*	2/1998	Antzinas et al.	D14/138
D391,568 S	*	3/1998	Carlson	D14/138
D392,968 S	*	3/1998	Johansson	D14/144
D402,653 S	*	12/1998	Nuovo et al.	D14/138

D407,709 S	*	4/1999	Stokes	D14/248
D413,328 S	*	8/1999	Kazama	D14/218
D429,714 S	*	8/2000	Lytel	D14/147
D430,861 S	*	9/2000	Lytel	D14/147
2001/0003707 A1	*	6/2001	Moriya	455/566

OTHER PUBLICATIONS

U.S. patent application Ser. No. 29/150,689, Vertu Ltd., filed Nov. 27, 2001.

U.S. patent application Ser. No. 29/150,684, Vertu Ltd., filed Nov. 27, 2001.

U.S. patent application Ser. No. 29/150,692, Vertu Ltd., filed Nov. 27, 2001.

U.S. patent application Ser. No. 29/150,685, Vertu Ltd., filed Nov. 27, 2001.

U.S. patent application Ser. No. 29/150,688, Vertu Ltd., filed Nov. 27, 2001.

* cited by examiner

Primary Examiner—Jeffrey Asch

(74) *Attorney, Agent, or Firm*—Banner & Witcoff, Ltd.

(57) **CLAIM**

I claim the ornamental design for a handset, as shown.

DESCRIPTION

FIG. 1 is a top plan view of the handset;

FIG. 2 is a left side view thereof;

FIG. 3 is a front view thereof;


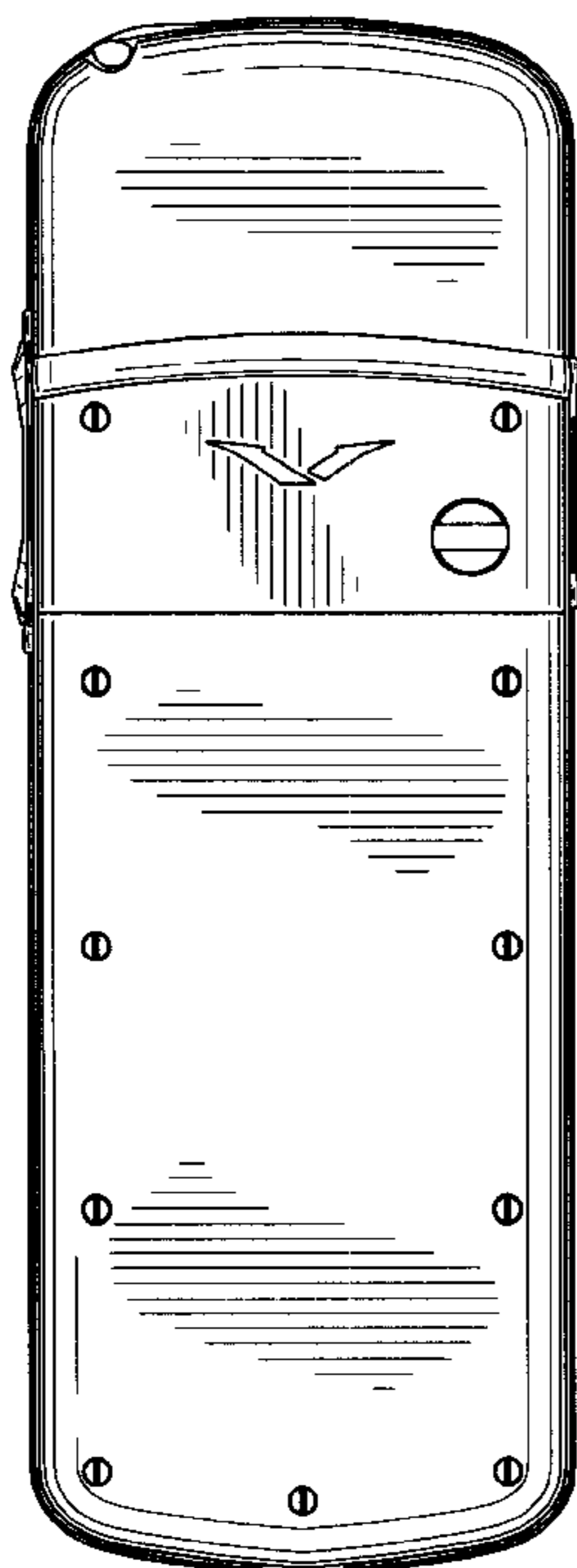
FIG. 4 is a right side view thereof;

FIG. 5 is a bottom plan view thereof;

FIG. 6 is a rear view thereof; and,

FIG. 7 is a perspective front view thereof.

1 Claim, 3 Drawing Sheets



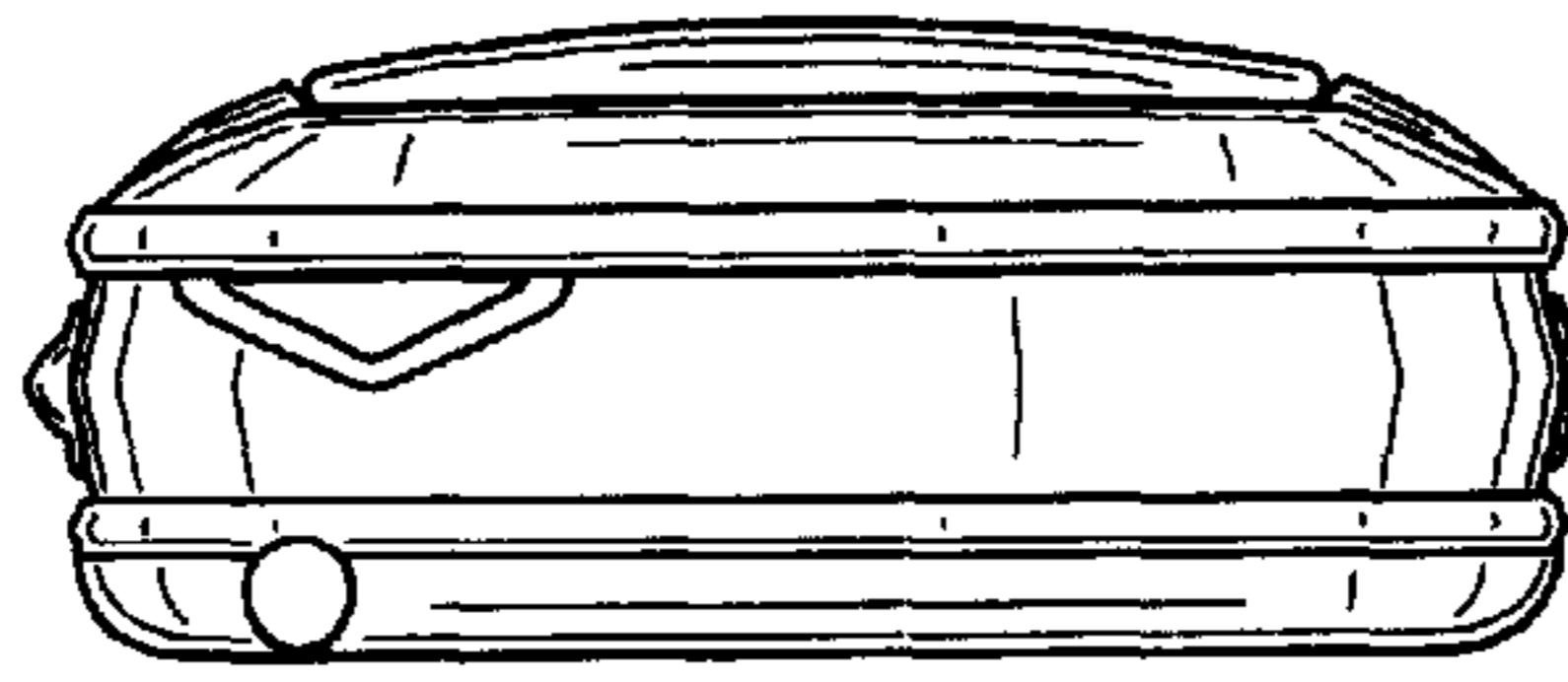


FIG. 1

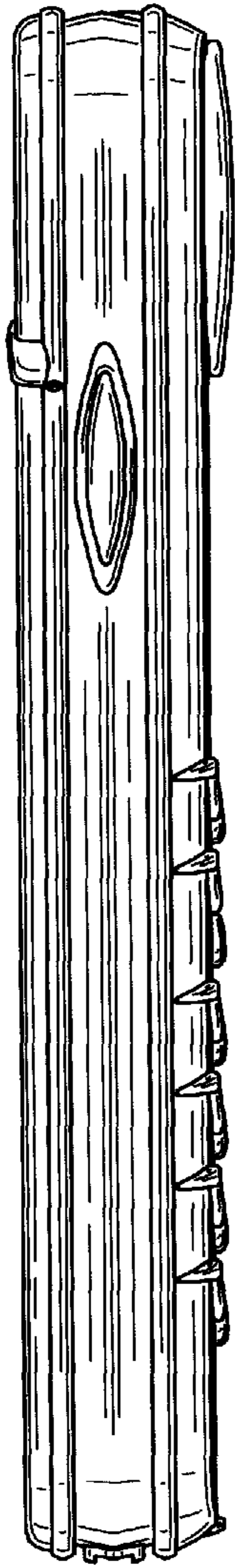


FIG. 2

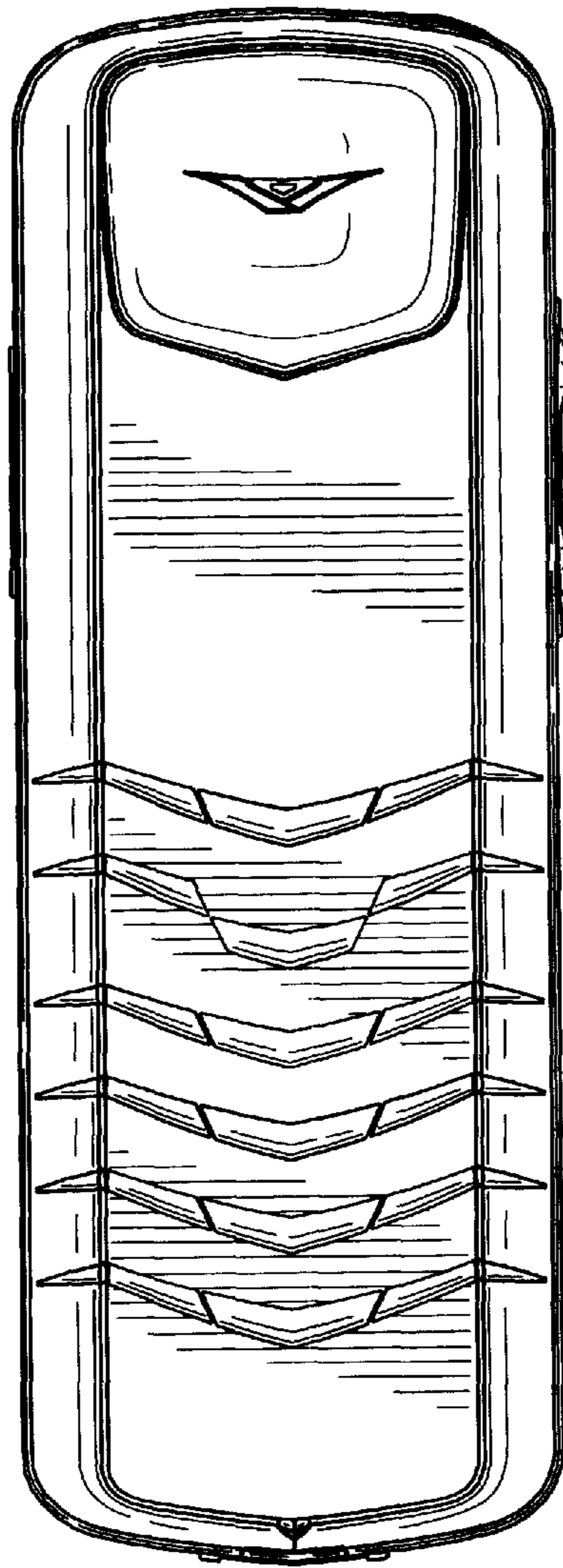


FIG. 3




FIG. 4

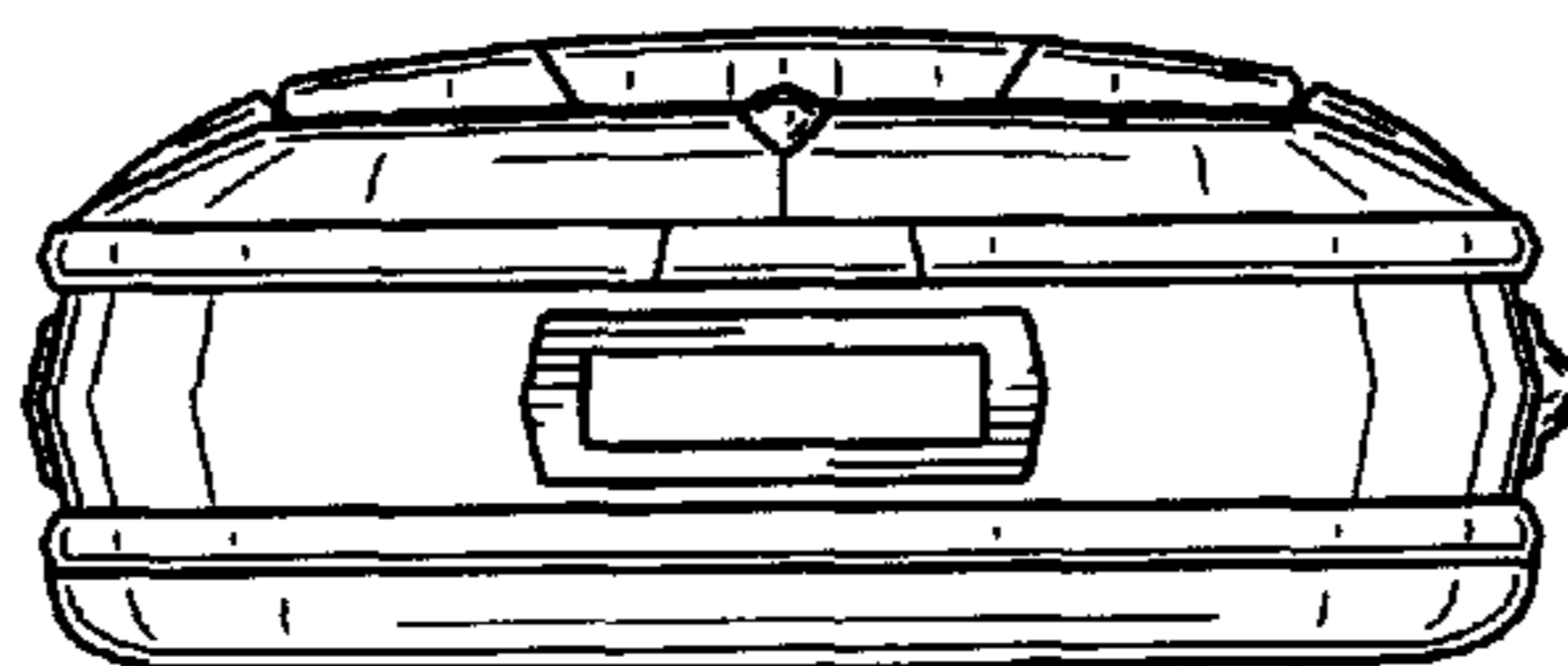


FIG. 5

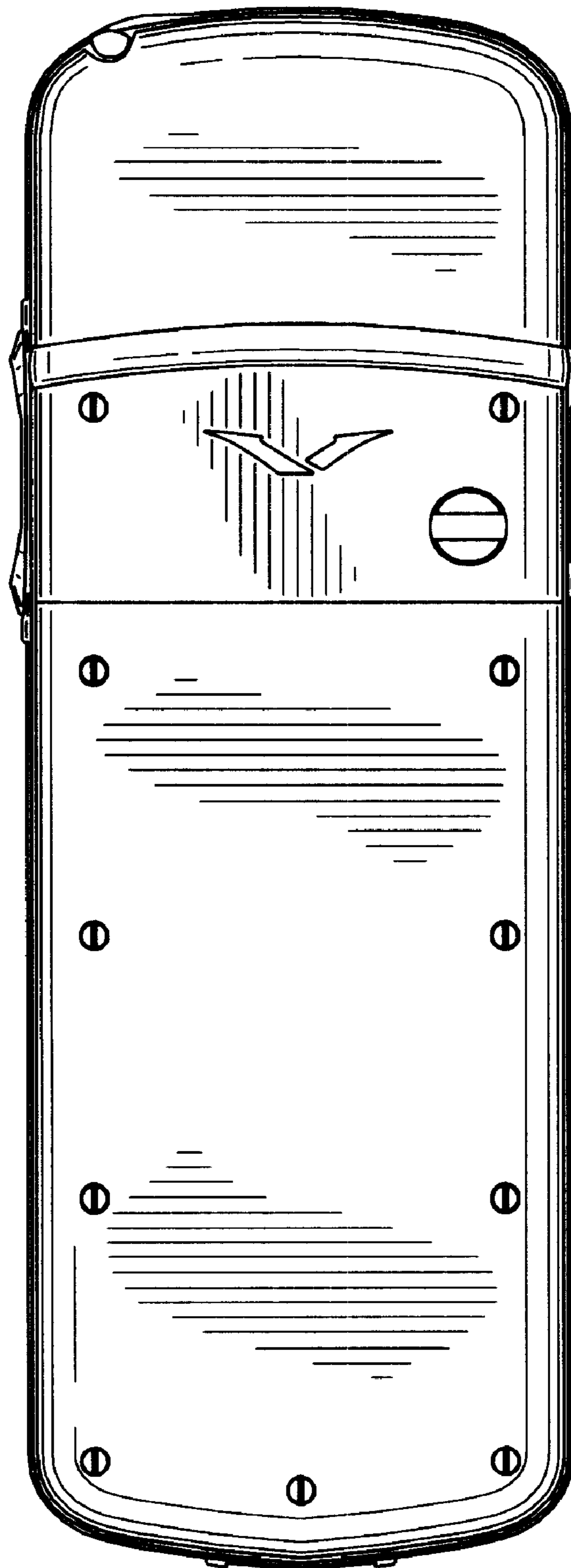


FIG. 6

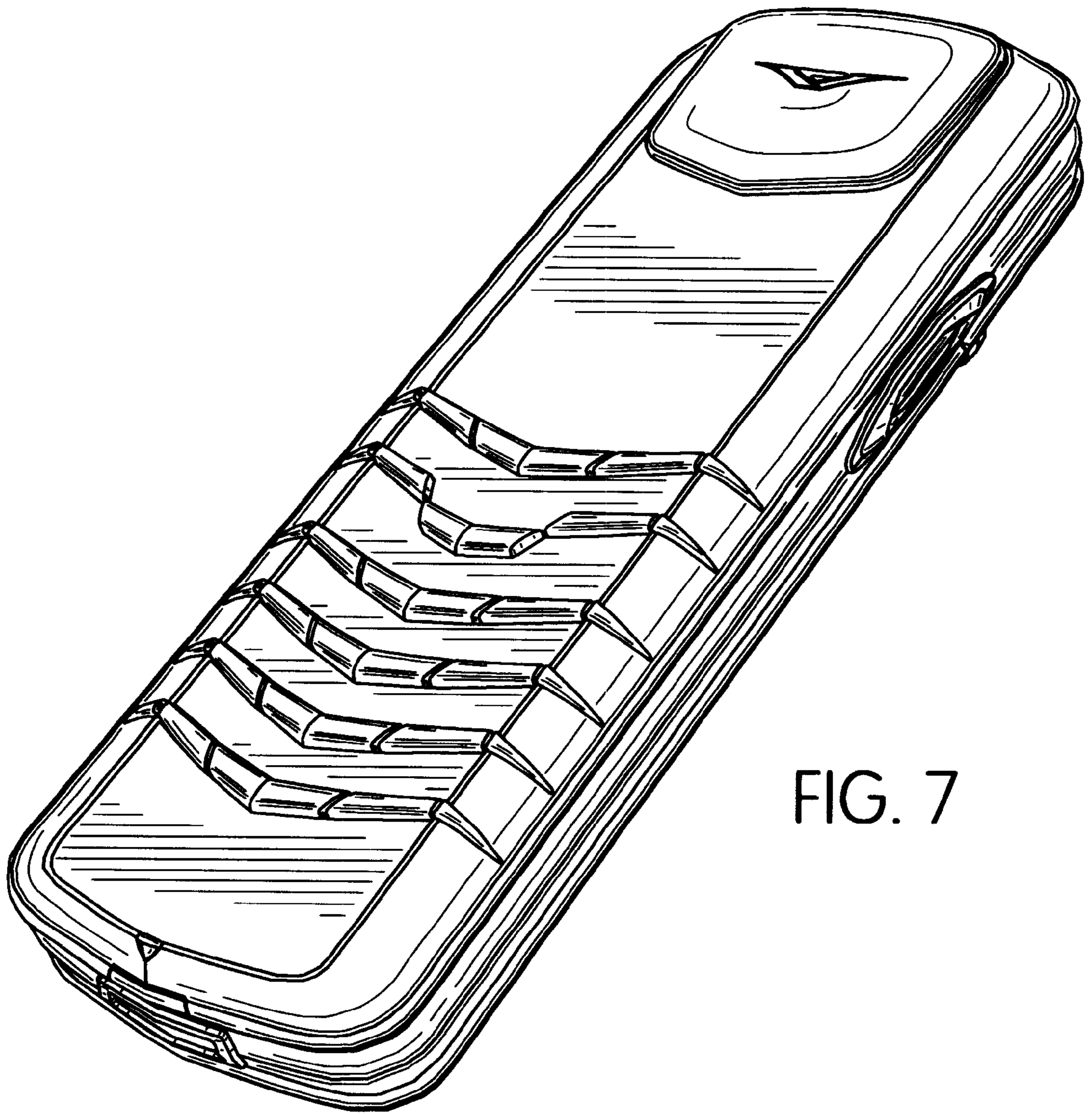


FIG. 7