



US00D465750S

(12) **United States Design Patent**
Opfer et al.

(10) **Patent No.:** **US D465,750 S**

(45) **Date of Patent:** **** Nov. 19, 2002**

(54) **VEHICLE BODY**

D419,491 S 1/2000 Allen D12/98
D455,372 S * 4/2002 Myles et al. D12/98

(75) Inventors: **John G Opfer**, Rochester, MI (US);
Robert B McMahan, Bloomfield Hills,
MI (US); **Timothy W Anness**,
Rochester Hills, MI (US); **Ralph V**
Gilles, Lake Orion, MI (US)

* cited by examiner

Primary Examiner—Melody N. Brown
(74) *Attorney, Agent, or Firm*—Ralph E. Smith

(73) Assignee: **DaimlerChrysler Corporation**, Auburn
Hills, MI (US)

(57) **CLAIM**

The ornamental design for a vehicle body, as shown and
described.

(**) Term: **14 Years**

DESCRIPTION

(21) Appl. No.: **29/152,525**

FIG. 1 is a left side view of a vehicle body showing our new
design.

(22) Filed: **Dec. 21, 2001**

FIG. 2 is a right side view thereof.

(51) **LOC (7) Cl.** **12-08**

FIG. 3 is a front view thereof.

(52) **U.S. Cl.** **D12/98**

FIG. 4 is a rear view thereof.

(58) **Field of Search** D12/90-92; 296/183,
296/185, 24.1, 37.6

FIG. 5 is a front perspective view thereof; and,

FIG. 6 is a rear perspective view thereof.


It will be understood that the top is plain and unornamental
and further that the hidden line shown throughout the
drawings is for illustration only, forming no part of the
claimed design.

(56) **References Cited**

U.S. PATENT DOCUMENTS

D355,149 S 2/1995 Payne et al. D12/96
D405,392 S 2/1999 Allen D12/98

1 Claim, 6 Drawing Sheets



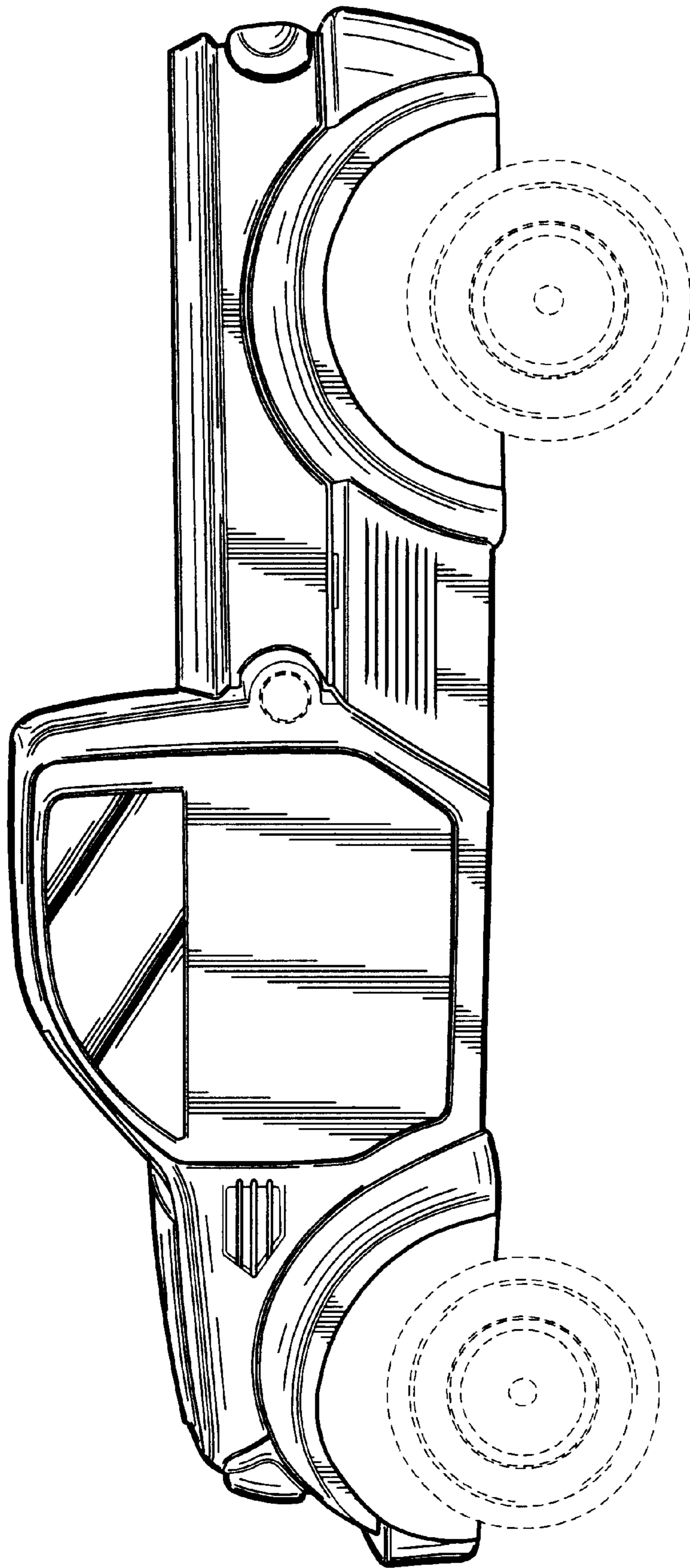


Figure - 1

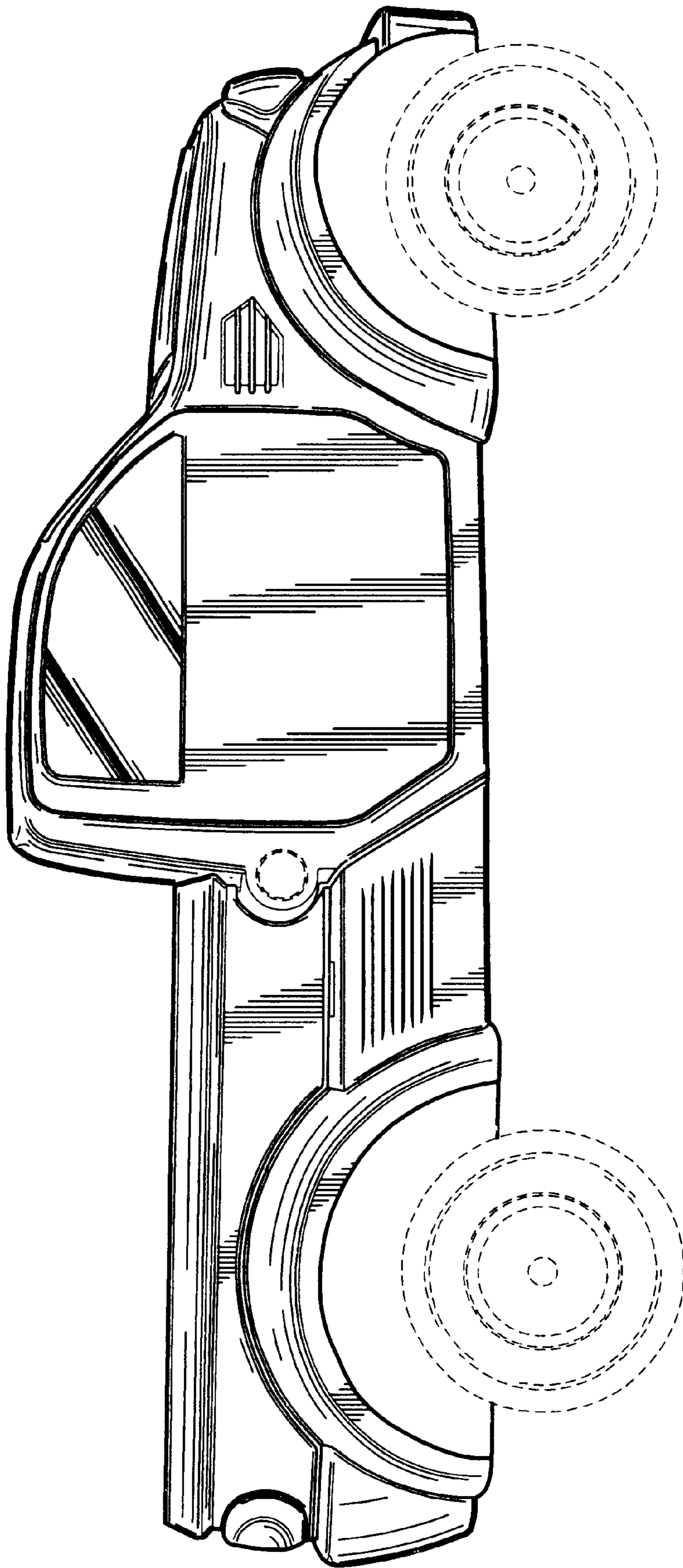


Figure - 2




Figure - 3




Figure - 4

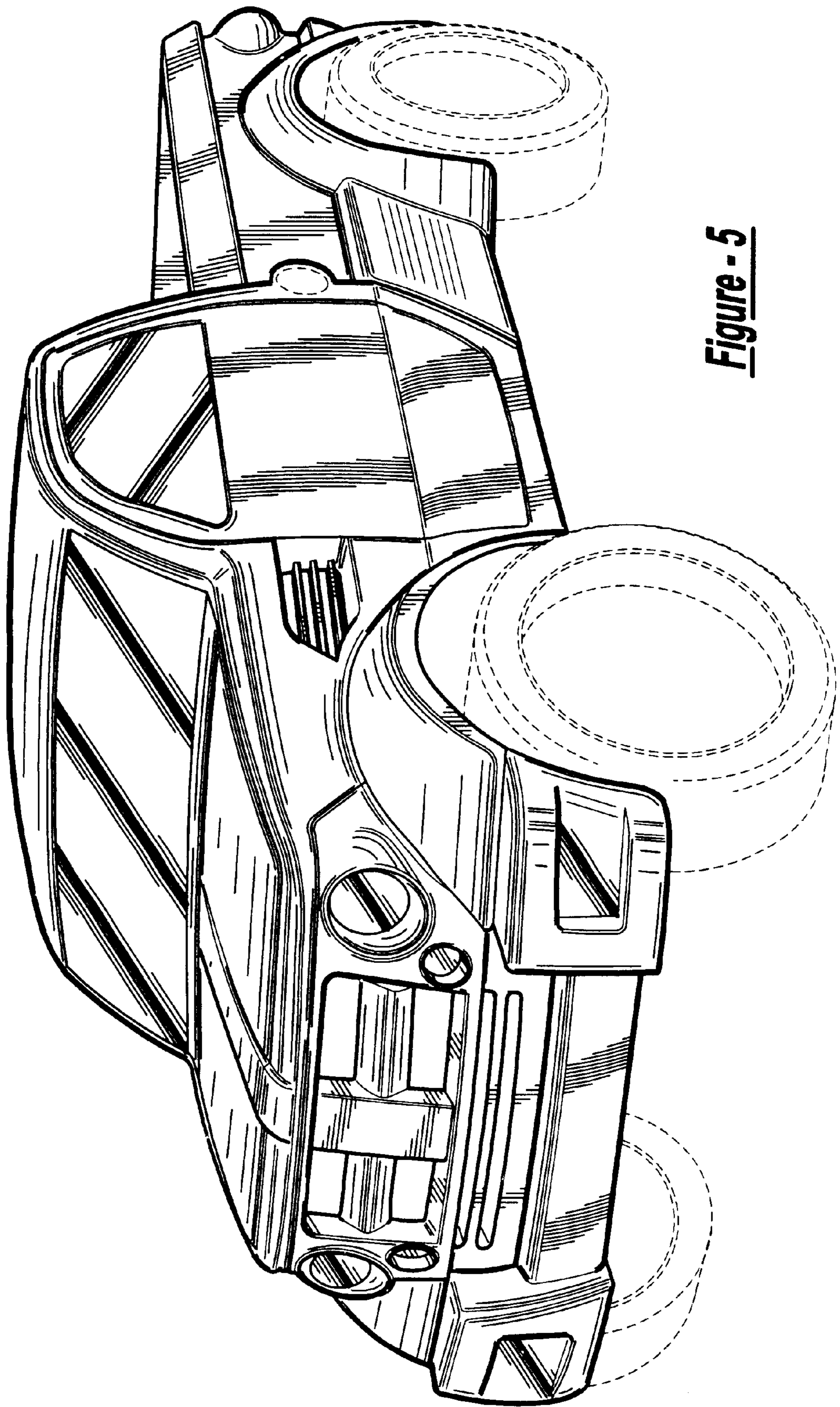


Figure - 5

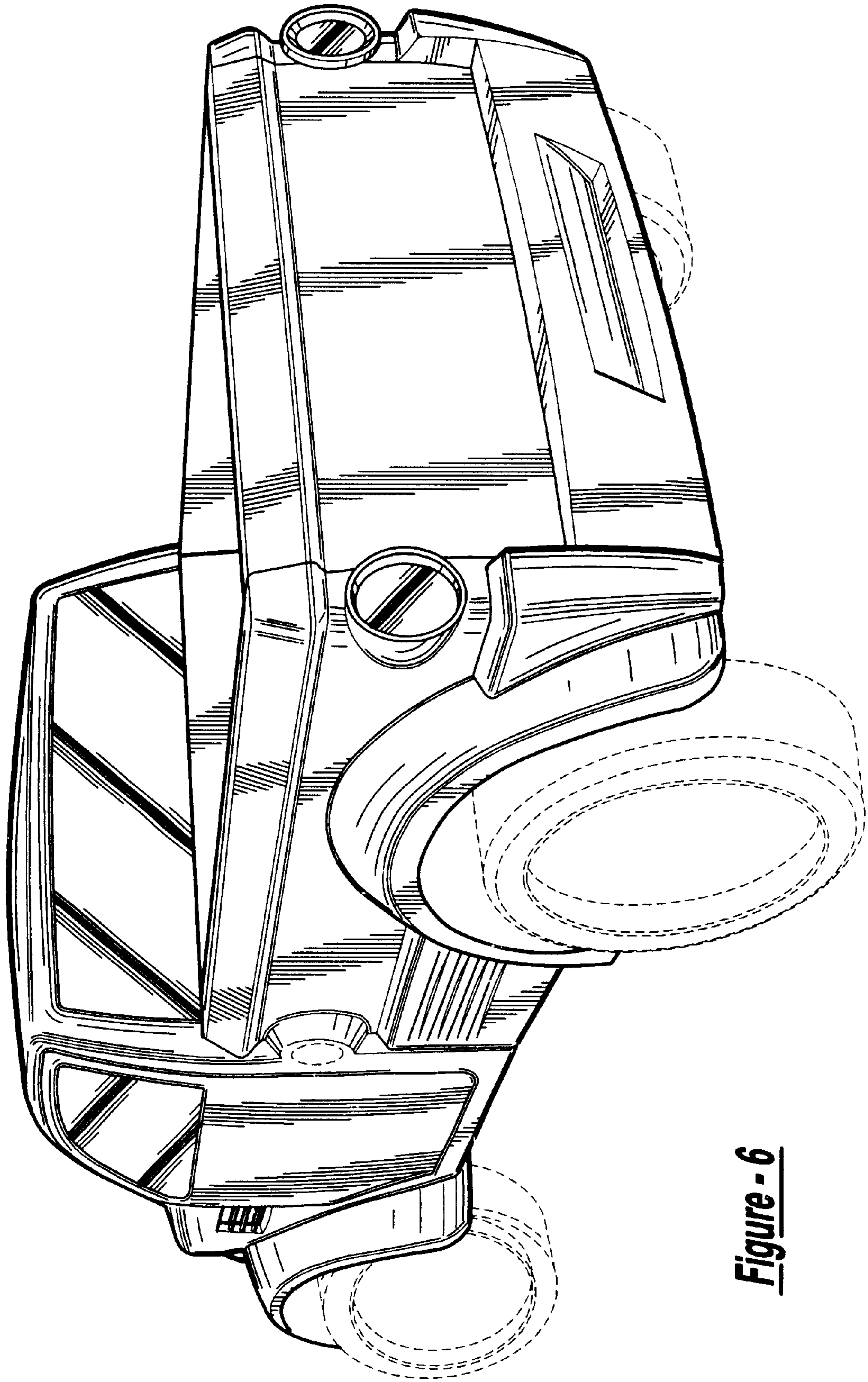


Figure - 6