



US00D465741S

(12) **United States Design Patent**
Rosenwasser et al.

(10) **Patent No.:** **US D465,741 S**

(45) **Date of Patent:** **** Nov. 19, 2002**

(54) **JEWELRY CHAIN**

D330,175 S * 10/1992 Kahan D11/13
D334,152 S * 3/1993 Rosenwasser D11/13

(75) Inventors: **David Rosenwasser**, Norwood, NJ
(US); **Avraham Moshe Rosenwasser**,
76 Millbrook Cir., Norwood, NJ (US)
07648

* cited by examiner

Primary Examiner—Ralf Seifert
(74) *Attorney, Agent, or Firm*—Katten Muchin Zavis
Rosenman

(73) Assignee: **Avraham Moshe Rosenwasser**,
Norwood, NJ (US)

(57) **CLAIM**

(**) Term: **14 Years**

The ornamental design for a jewelry chain, as shown and
described.

(21) Appl. No.: **29/148,401**

DESCRIPTION

(22) Filed: **Sep. 19, 2001**

FIG. 1 is a perspective view of a jewelry chain showing my
new design;

(51) **LOC (7) Cl.** **11-01**

FIG. 2 is an end view thereof;

(52) **U.S. Cl.** **D11/13**

FIG. 3 is a cross sectional view taken along the line 3—3 of
FIG. 1, the chain being omitted for ease of illustration;

(58) **Field of Search** D11/1-25, 93,
D11/94, 90, 13; 59/78-84; 63/1.1-52; D10/32;
224/175

FIG. 4 is a perspective view of a jewelry chain showing a
second embodiment of my new design;

(56) **References Cited**

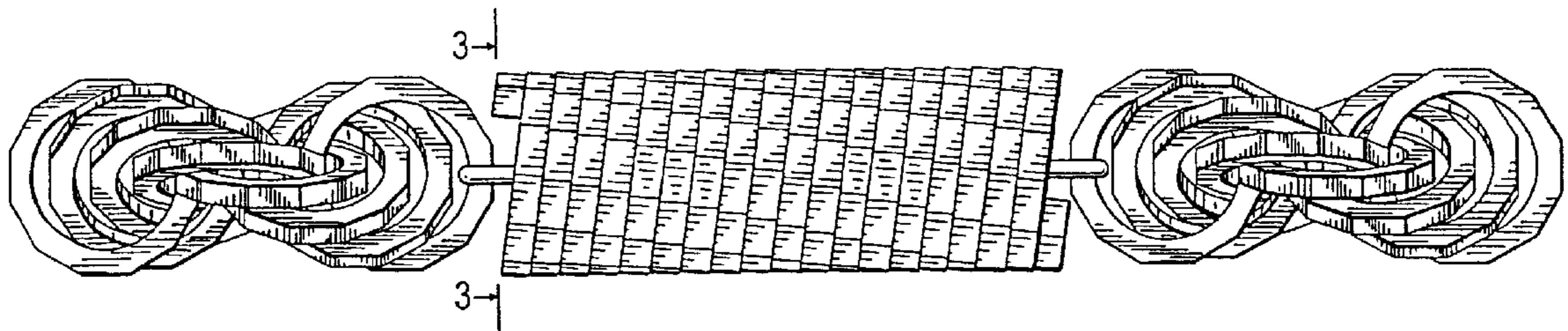
FIG. 5 is an end view thereof; and,

U.S. PATENT DOCUMENTS

FIG. 6 is a cross sectional view taken along the line 6—6 of
FIG. 4, the chain being omitted for ease of illustration.

D161,074 S * 11/1950 Wolfden D11/13

1 Claim, 2 Drawing Sheets



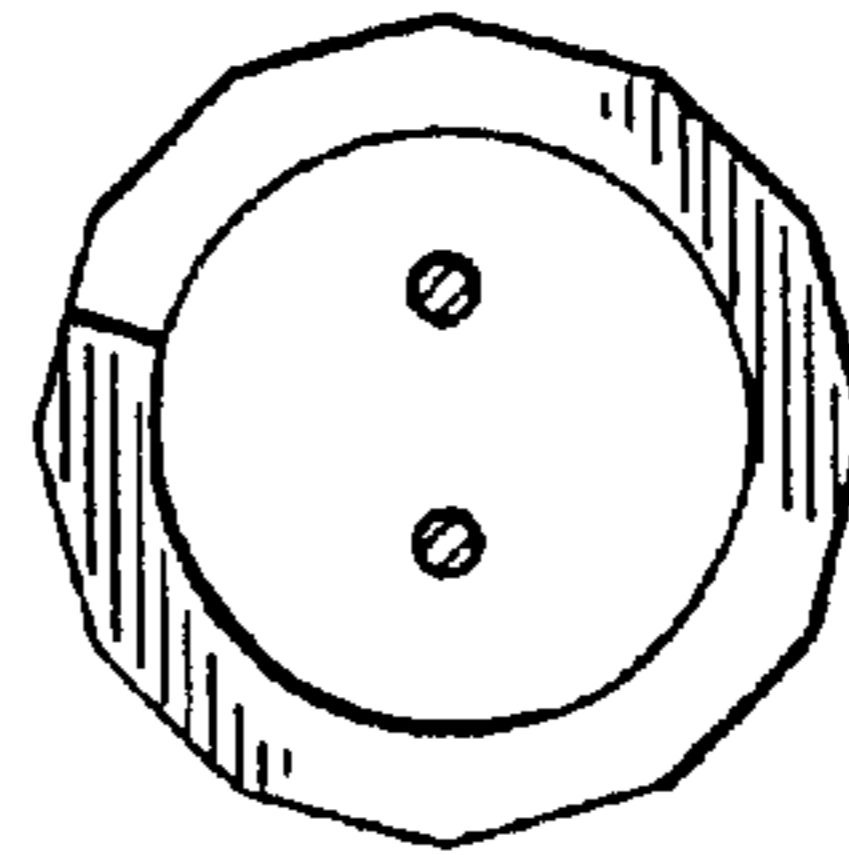
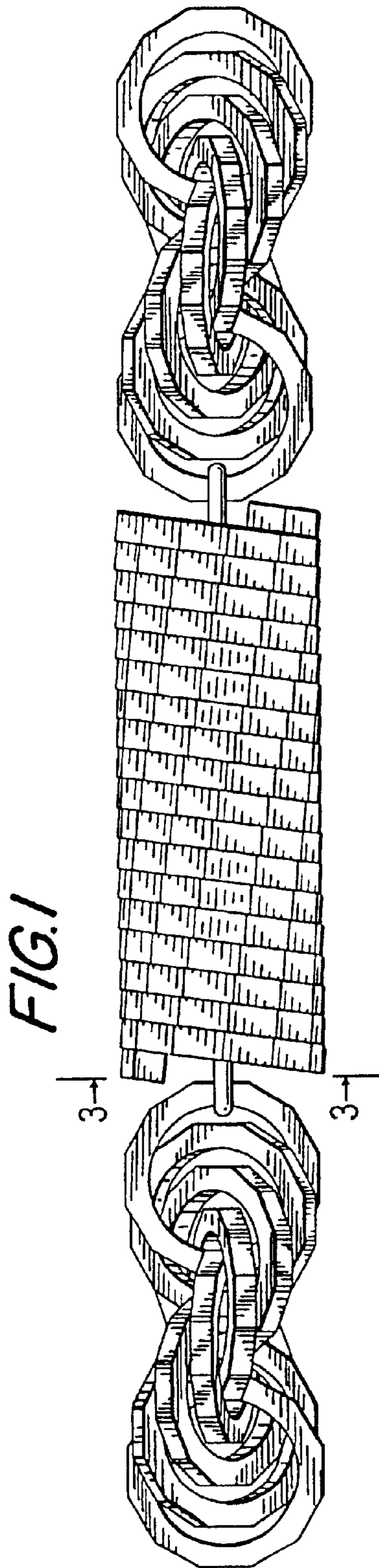


FIG. 3




FIG. 2

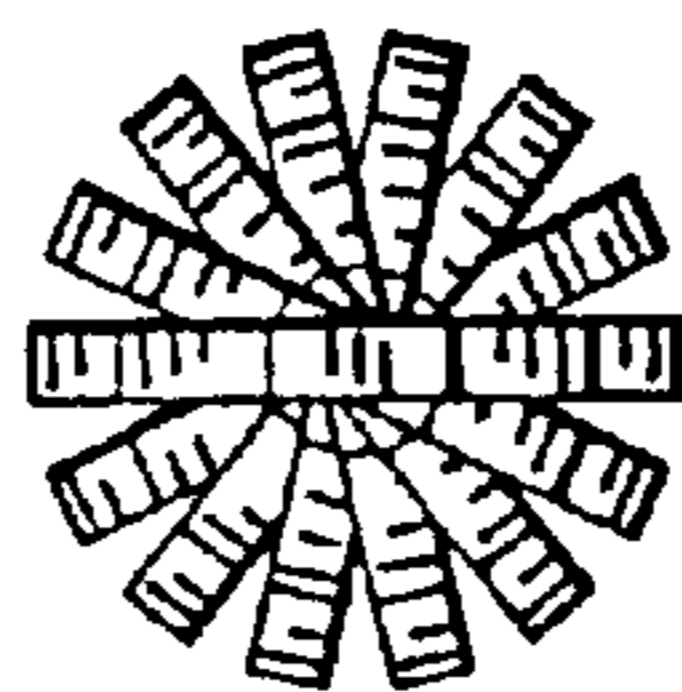
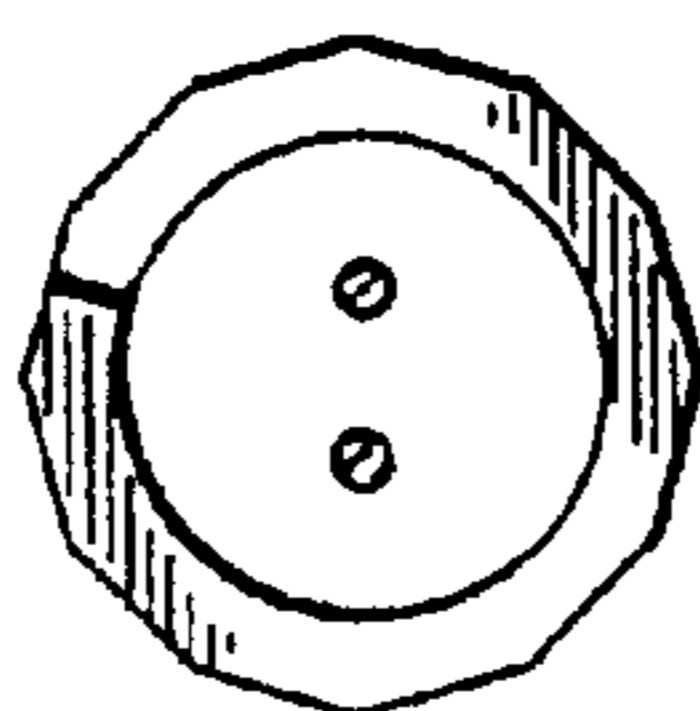
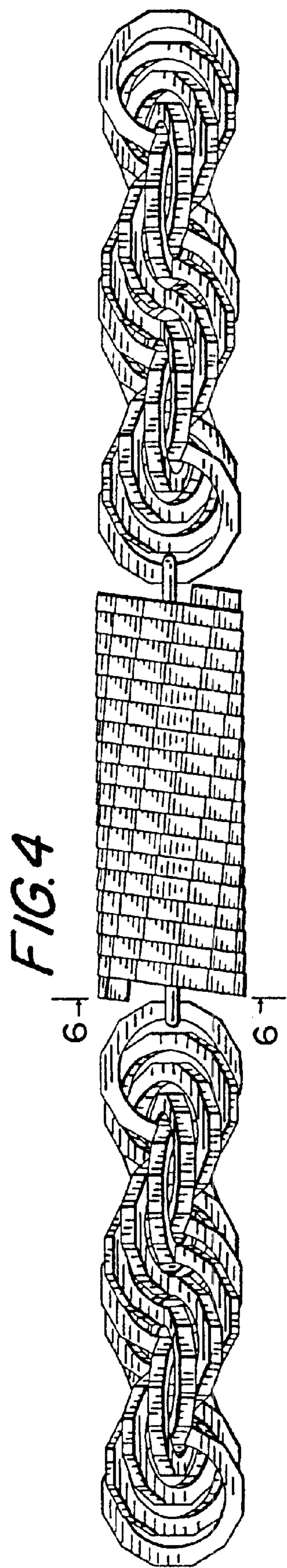


FIG. 6

FIG. 5