



US00D465739S

(12) **United States Design Patent**
Arabov

(10) **Patent No.:** **US D465,739 S**

(45) **Date of Patent:** **** Nov. 19, 2002**

(54) **MULTI-FACE TIMEPIECE**

(76) **Inventor:** **Jacob Arabov**, 65 Tennis Pl., Forest Hills, NY (US) 11375

(**) **Term:** **14 Years**

(21) **Appl. No.:** **29/149,161**

(22) **Filed:** **Oct. 4, 2001**

(51) **LOC (7) Cl.** **10-02**

(52) **U.S. Cl.** **D10/39**

(58) **Field of Search** D10/1-39, 122-132;
368/276-277, 285, 281-282; D11/3-25;
63/1.11, 3, 5, 11; 224/164, 168, 178

(56) **References Cited**

U.S. PATENT DOCUMENTS

- 2,361,563 A * 10/1944 Pellaton D10/39 X
- 5,043,955 A * 8/1991 Dubois et al. 368/228
- D321,835 S * 11/1991 Hirabayashi D10/39
- D325,528 S * 4/1992 Schneider D10/32

- D327,443 S * 6/1992 Sugita et al. D10/38
- D327,444 S * 6/1992 Murakami D10/39
- D327,656 S * 7/1992 Sugita et al. D10/38

* cited by examiner

Primary Examiner—Nelson C. Holtje

(74) *Attorney, Agent, or Firm*—Lieberman & Nowak, LLP

(57) **CLAIM**

The ornamental design for the multi-face timepiece, as shown and described.

DESCRIPTION

FIG. 1 is a perspective view of a multi-face timepiece; FIG. 2 is a front view thereof; FIG. 3 is a view from the right side thereof; FIG. 4 is a view from the left side thereof; and, FIG. 5 is a top view thereof.

The broken line showing of a wrist band is for illustrative purposes only and forms no part of the claimed design.

1 Claim, 2 Drawing Sheets

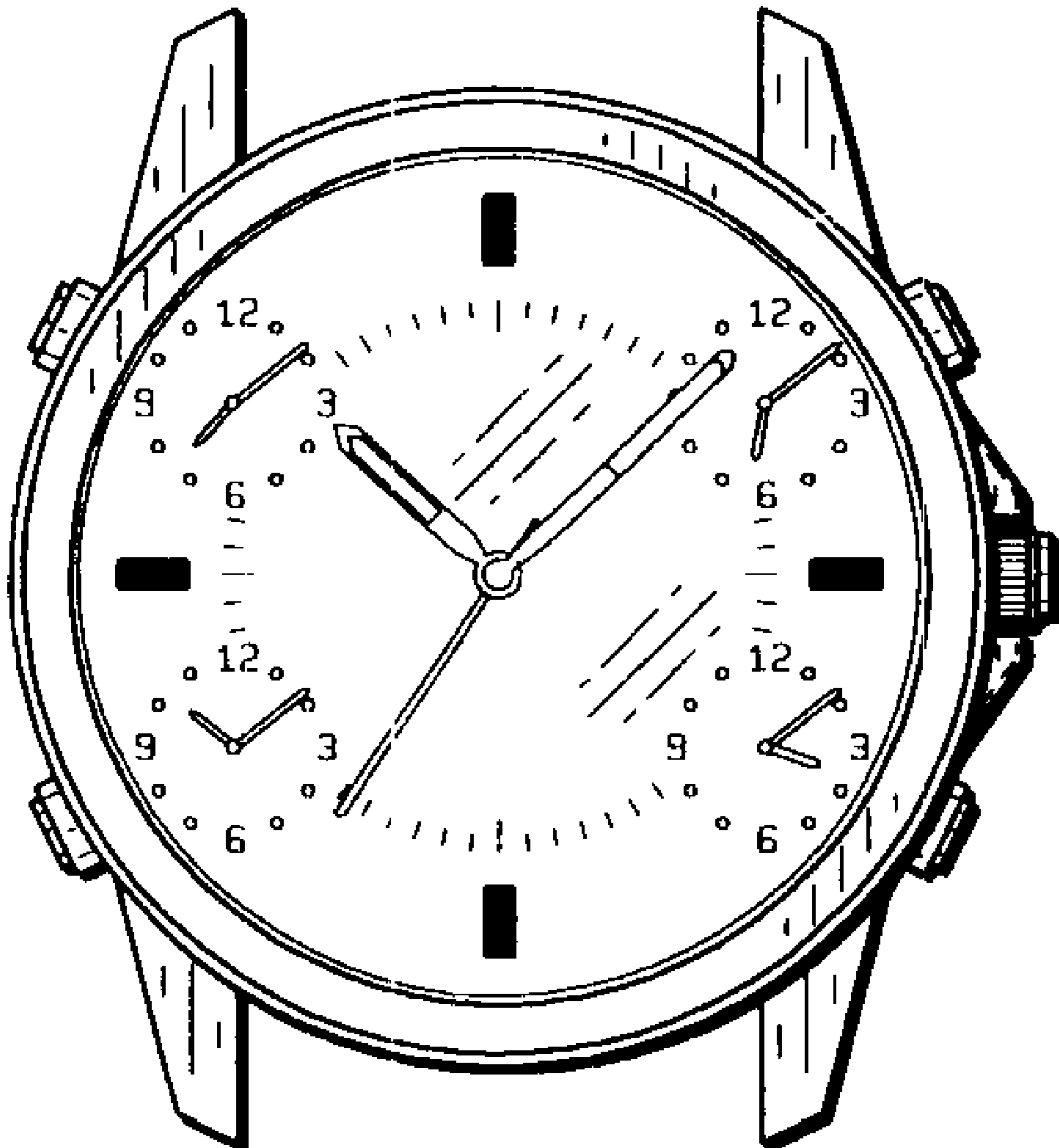


FIG. 1

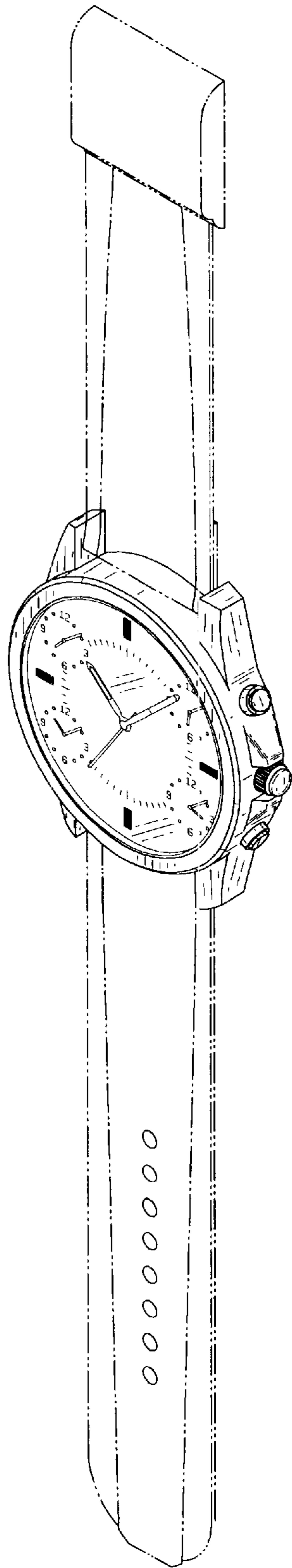


FIG. 2




FIG. 3

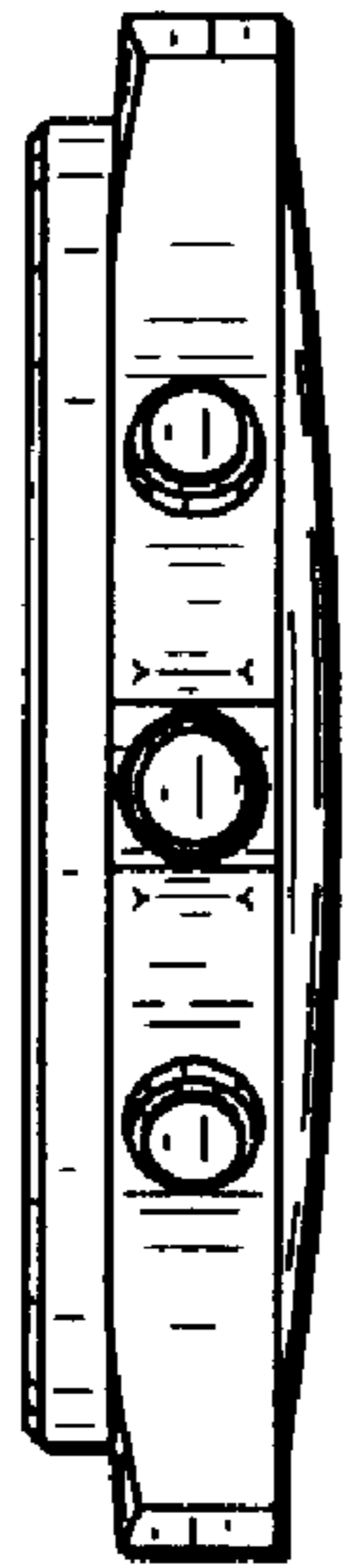


FIG. 4




FIG. 5

