



US00D465733S

(12) **United States Design Patent**
Hill

(10) **Patent No.:** **US D465,733 S**

(45) **Date of Patent:** **** Nov. 19, 2002**

(54) **CONTAINER, PRIMARILY FOR PERFUME**

D354,441 S * 1/1995 Fontanella D9/504
D392,889 S * 3/1998 Liu D9/504
D430,358 S * 8/2000 Papiernik D28/91.1

(75) Inventor: **Simon David Julian Hill**, West Byfleet
(GB)

OTHER PUBLICATIONS

(73) Assignee: **The Procter & Gamble Company**,
Cincinnati, OH (US)

“A Collector’s Handbook of miniature Perfume Bottles,” by
Jeri Lyn Ringblum, Schiffer Pub. Ltd, PA, © 1996, p. 250.*
“Commercial Fragrance Bottles,” by Joanne Dubbs Ball &
Dorothy Hehl Torem, Schiffer Pub. Ltd, PA, © 1993, pp.
225, 236.*

(**) Term: **14 Years**

“The Perfume Atomizer—An Object With Atmosphere,” by
Tirza True Latimer, Schiffer Pub. Ltd, PA, © 1991, p. 76.*

(21) Appl. No.: **29/146,070**

(22) Filed: **Aug. 2, 2001**

* cited by examiner

(30) **Foreign Application Priority Data**

Feb. 22, 2001 (GB) 2099741

Primary Examiner—Raphael Barkai
Assistant Examiner—Carol Rademaker

(51) **LOC (7) Cl.** **09-01**

(52) **U.S. Cl.** **D9/519**

(74) *Attorney, Agent, or Firm*—Dara M. Kendall; Fumiko
Tsuneki; Tara M. Rosnell

(58) **Field of Search** D9/300, 500, 502,
D9/503, 504, 516, 519, 521, 544, 545,
549, 557, 574; 215/381–385, 396, 398;
D7/510; D28/91.1; 222/107, 541.6, 213

(57) **CLAIM**

The ornamental design for a container, primarily for per-
fume, as shown and described.

(56) **References Cited**

DESCRIPTION

U.S. PATENT DOCUMENTS

D112,545 S * 12/1938 Younghusband D9/504
D207,843 S * 6/1967 Scott, Jr. et al. D24/232
D254,716 S * 4/1980 Mascia et al. D9/503
D272,232 S * 1/1984 Parmentier D9/345
D324,106 S * 2/1992 Greenblatt D24/200
D333,784 S * 3/1993 Goodman D9/504 X
D339,986 S * 10/1993 Garouste et al. D9/529
D345,507 S * 3/1994 Granai D9/551

FIG. 1 is a perspective view of a container, primarily for
perfume from the front, above and one side, embodying my
new design;

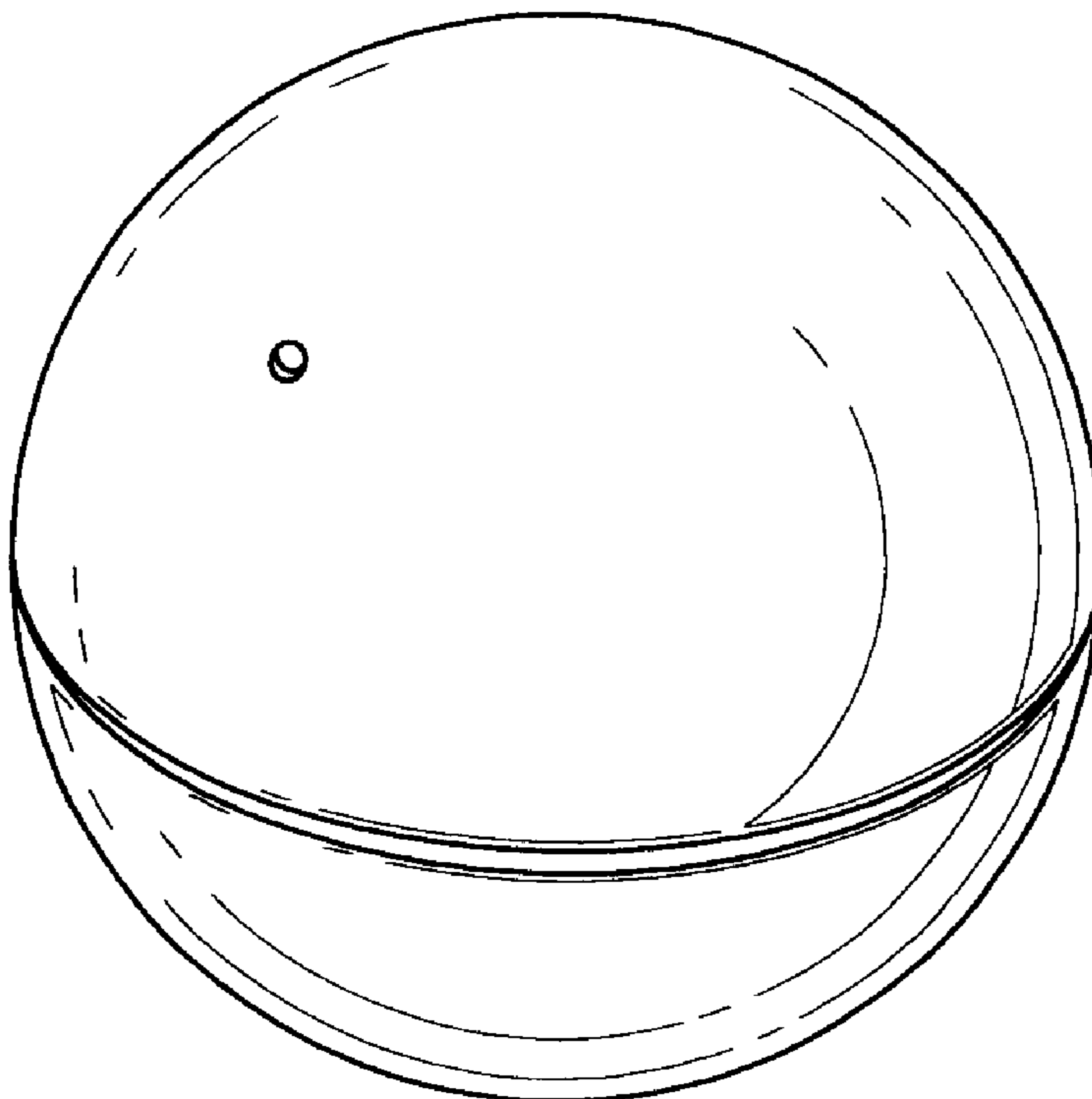
FIG. 2 is a side view thereof;

FIG. 3 is a rear view thereof;

FIG. 4 is a top view thereof; and,

FIG. 5 is a bottom view thereof.

1 Claim, 1 Drawing Sheet



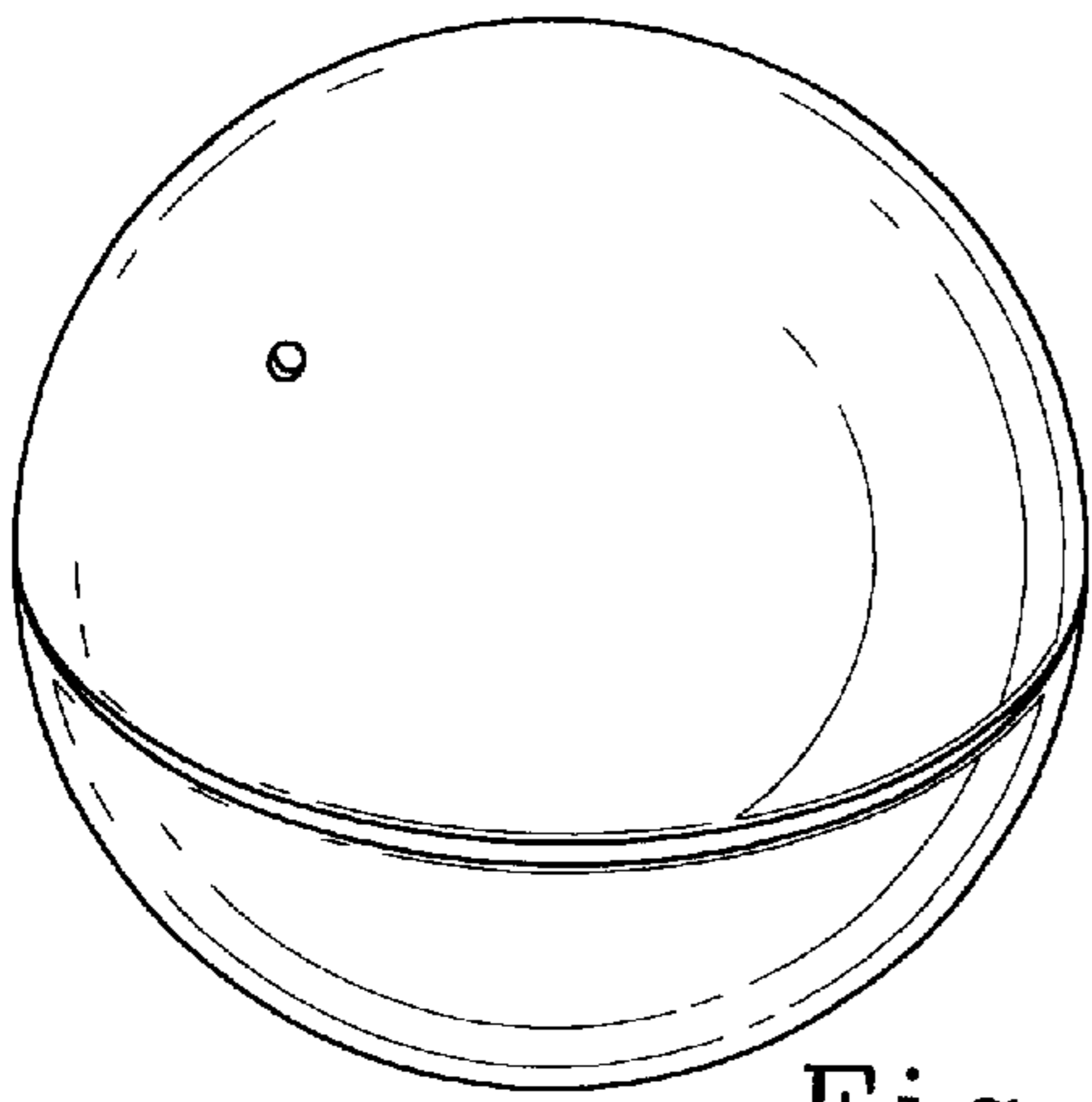


Fig. 1

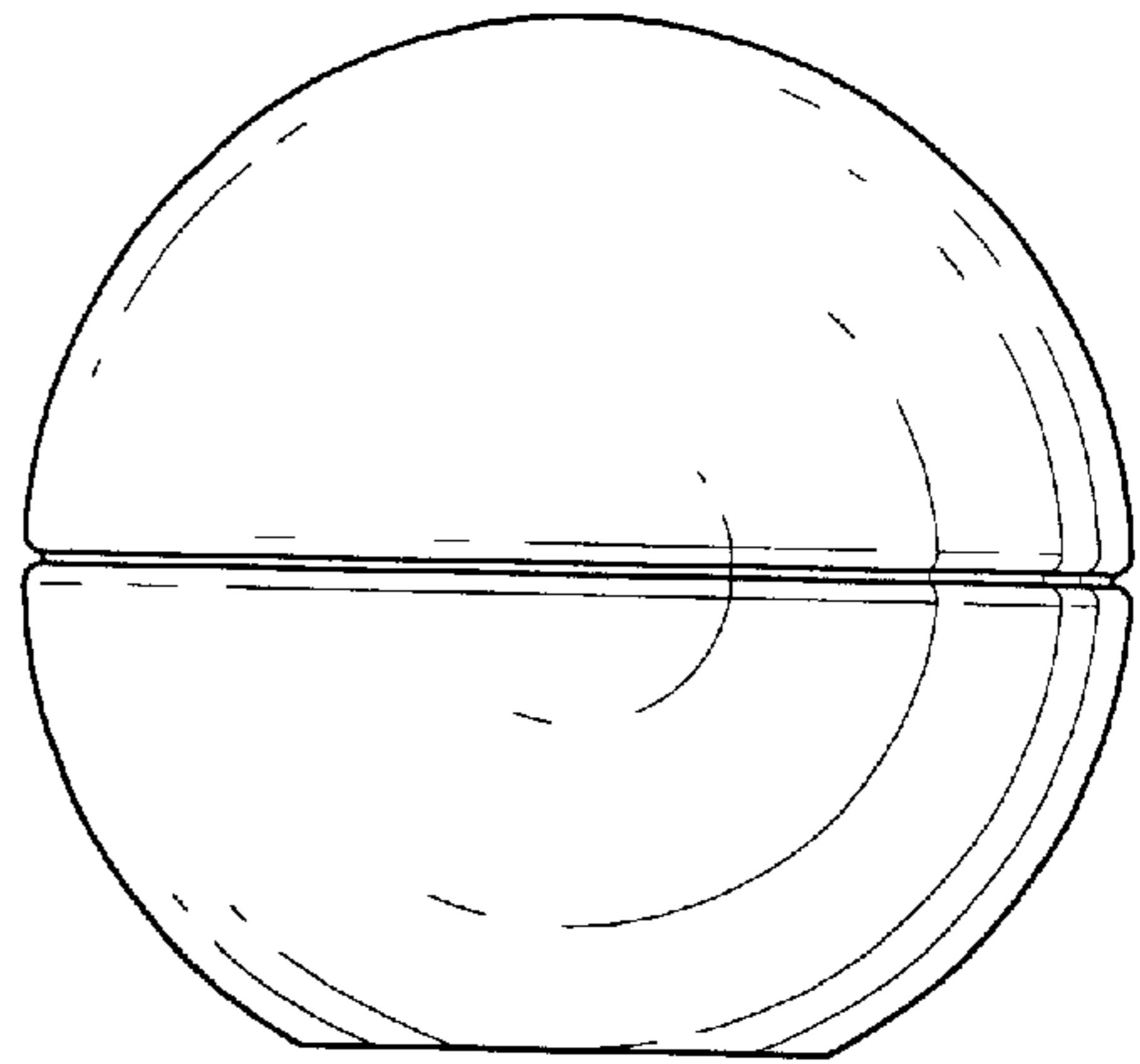


Fig. 2

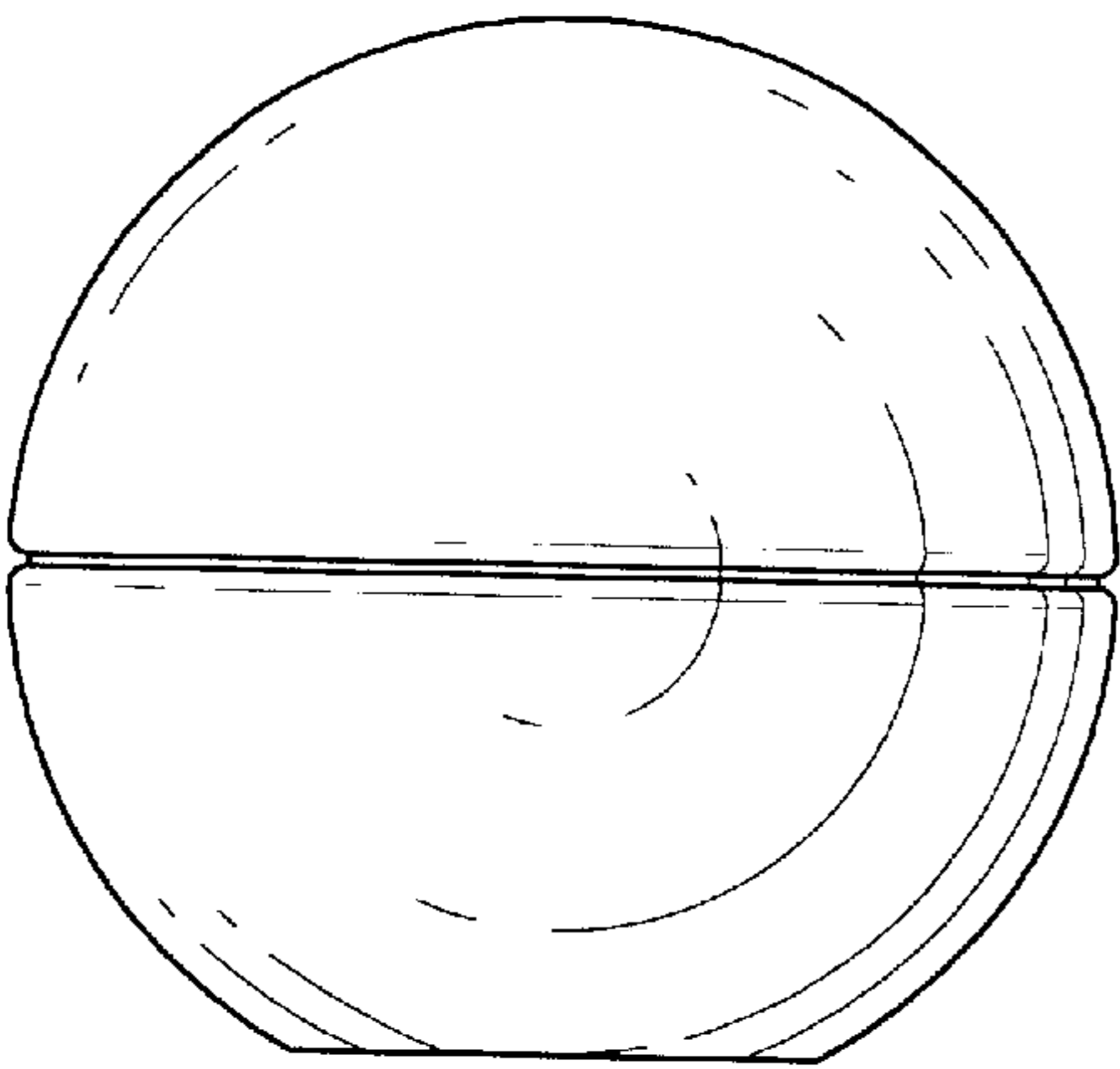


Fig. 3

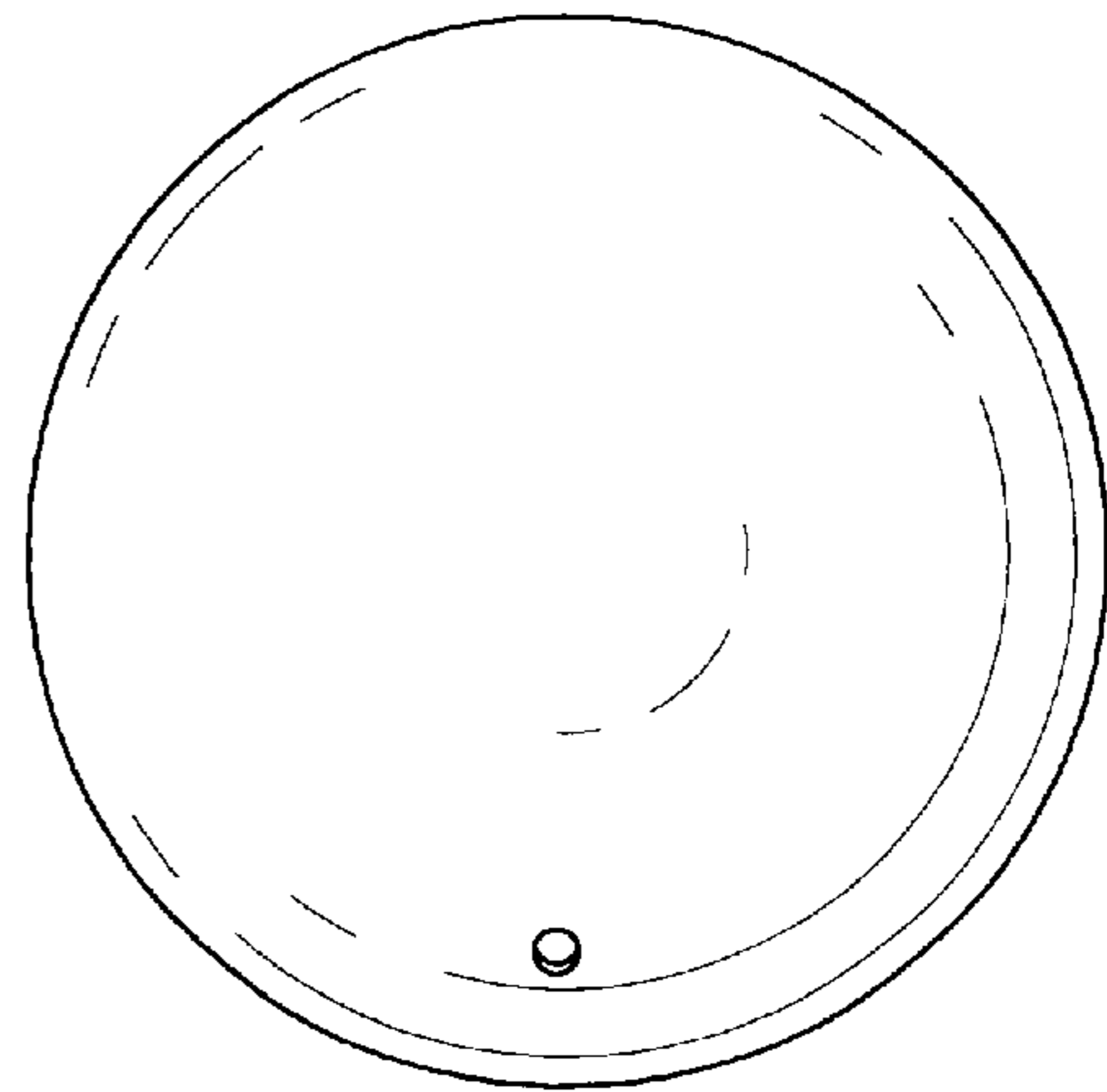


Fig. 4

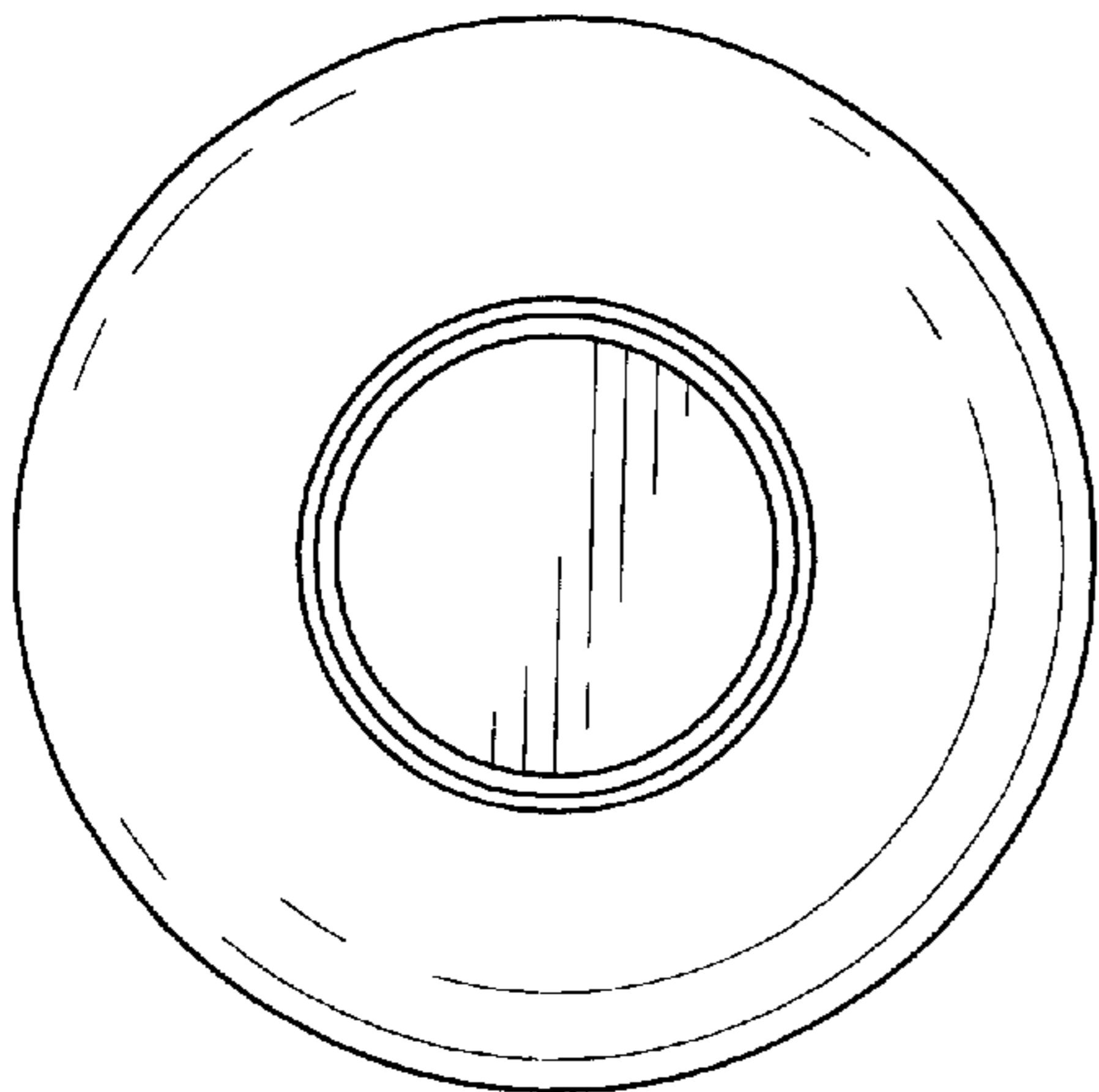


Fig. 5