



US00D465719S

(12) **United States Design Patent**
Ditzig et al.

(10) **Patent No.:** **US D465,719 S**

(45) **Date of Patent:** **** Nov. 19, 2002**

(54) **HANDLE CONVERSION DEVICE**

(75) Inventors: **Albert Ditzig**, Hoffman Estates, IL
(US); **Morris W. Walker**, Corvallis,
OR (US)

(73) Assignee: **Jetset Designs, Inc.**, Chicago, IL (US)

(**) Term: **14 Years**

(21) Appl. No.: **29/137,051**

(22) Filed: **Feb. 12, 2001**

(51) **LOC (7) Cl.** **08-06**

(52) **U.S. Cl.** **D8/321; D8/303; D8/307**

(58) **Field of Search** **D8/303, 300, 307,**
D8/321; D34/27; 294/137; 16/422, 426,
130, 113.1

(56) **References Cited**

U.S. PATENT DOCUMENTS

270,917 A	1/1883	Turner	
707,669 A	8/1902	Young	
2,339,646 A	1/1944	Mann	16/114
3,257,120 A	6/1966	Browning	280/47.17
3,306,507 A	2/1967	Wilson	224/45
3,578,226 A	5/1971	Good	224/45
3,948,365 A	4/1976	Gregg et al.	190/18
D240,367 S	* 6/1976	Cope	D8/303
3,982,613 A	9/1976	Wood	190/58
4,004,722 A	1/1977	Olivier	224/45
4,023,762 A	5/1977	Batts et al.	248/359
D256,405 S	8/1980	Wheeler	D3/30
4,245,763 A	1/1981	Weinberg	224/45
4,256,320 A	3/1981	Hager	280/37
D259,238 S	5/1981	Schenck, III	D8/307
4,420,178 A	12/1983	Taylor et al.	294/158
4,538,709 A	9/1985	Williams et al.	190/18
4,596,397 A	6/1986	Conti	280/47.13
4,666,203 A	5/1987	Castro	294/170
4,679,670 A	7/1987	Wickman	190/18
4,708,357 A	11/1987	Soderbaum	280/289
4,791,702 A	12/1988	McVey	16/114
D303,076 S	8/1989	Castelli et al.	D8/306
4,852,705 A	8/1989	Cowan, Jr.	190/18

4,887,825 A	12/1989	Allen et al.	280/87.042
4,890,355 A	1/1990	Schulten	16/111
D316,804 S	5/1991	Foulke et al.	D8/307
5,048,649 A	9/1991	Carpenter et al.	190/18
5,249,438 A	10/1993	Rhaney et al.	62/457.7
5,265,307 A	11/1993	Hull et al.	16/114
5,319,829 A	6/1994	Manuel	16/114
5,339,934 A	8/1994	Liang	190/18
D351,776 S	* 10/1994	Schuchard et al.	D8/303
5,351,365 A	* 10/1994	Hauck	16/422
5,351,793 A	10/1994	Gibbs	190/115
D356,261 S	3/1995	Miceli, Jr.	D9/455
D360,570 S	7/1995	Lien et al.	D8/307
D362,386 S	9/1995	Blocker	D9/434

(List continued on next page.)

FOREIGN PATENT DOCUMENTS

CA	2051940 A	3/1993
GB	2171674 A	2/1986
WO	WO 91/12744	9/1991
WO	WO 93/18684	9/1993

Primary Examiner—B. J. Bullock

(74) *Attorney, Agent, or Firm*—Dick & Harris

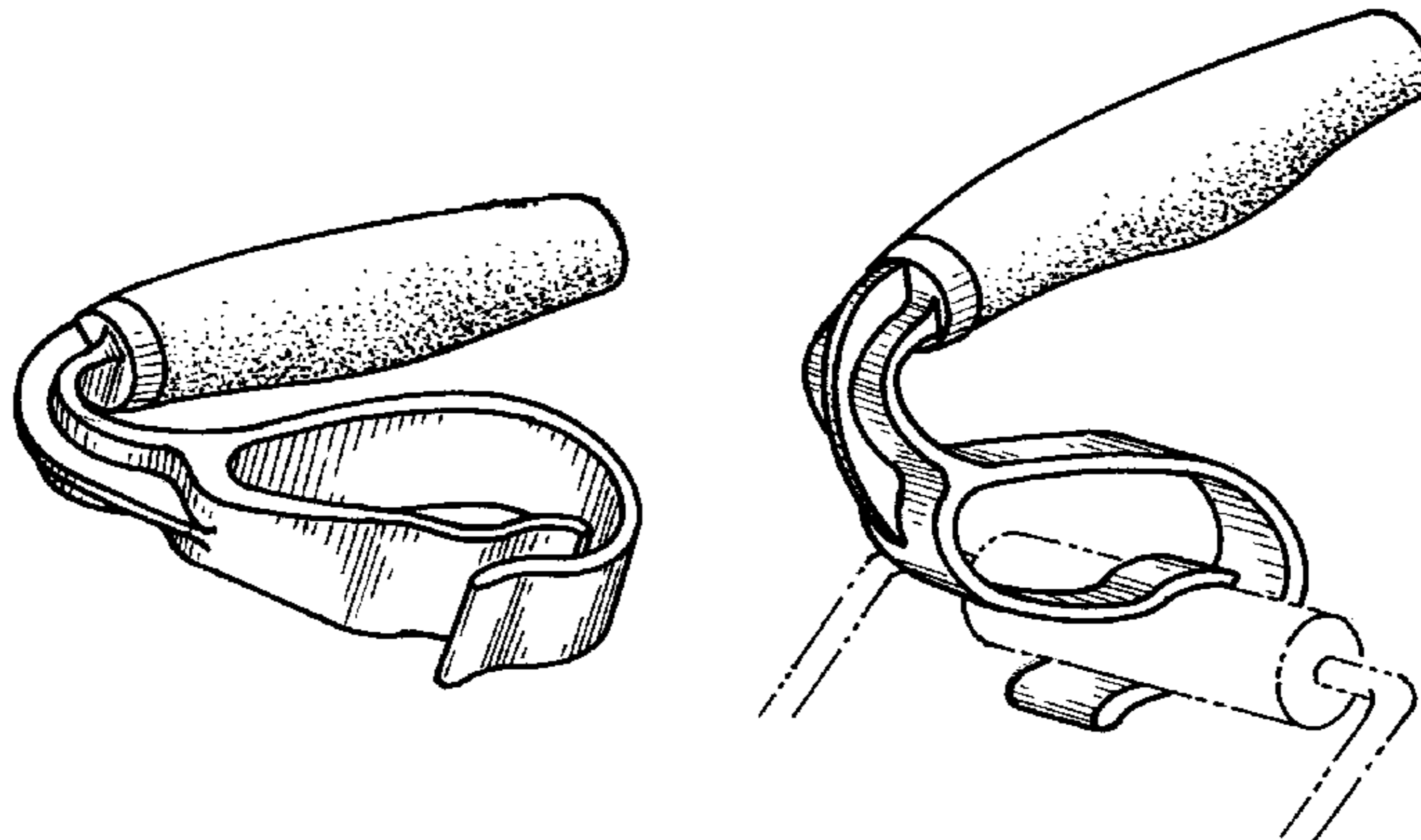
(57) **CLAIM**

The ornamental design for a handle conversion device, as shown and described.

DESCRIPTION

FIG. 1 is a front elevational view of the handle conversion device showing a new and ornamental design therefor; FIG. 2 is a rear elevational view thereof; FIG. 3 is a right side elevational view thereof; FIG. 4 is a left side elevational view thereof; FIG. 5 is a top plan view thereof; FIG. 6 is a bottom plan view thereof; FIG. 7 is a reduced perspective view thereof; and, FIG. 8. is a perspective view of the handle conversion device shown in FIGS. 1-7 attached to a preexisting handle, shown in dotted lines, that is not a part of the invention, but is merely shown for environment.

1 Claim, 2 Drawing Sheets



US D465,719 S

Page 2

U.S. PATENT DOCUMENTS			
D362,622 S	9/1995	Van Davelaar	D9/434
5,474,162 A	12/1995	Shyr et al.	190/18
5,487,581 A	1/1996	Carmo et al.	294/137
5,507,544 A	4/1996	McQuade et al.	294/159
		5,645,306 A	7/1997 Kosteniuk 294/137
		5,722,118 A	3/1998 Hansen et al. 16/114
		6,360,402 B1 *	3/2002 Crabtree 16/422

* cited by examiner

Fig 1

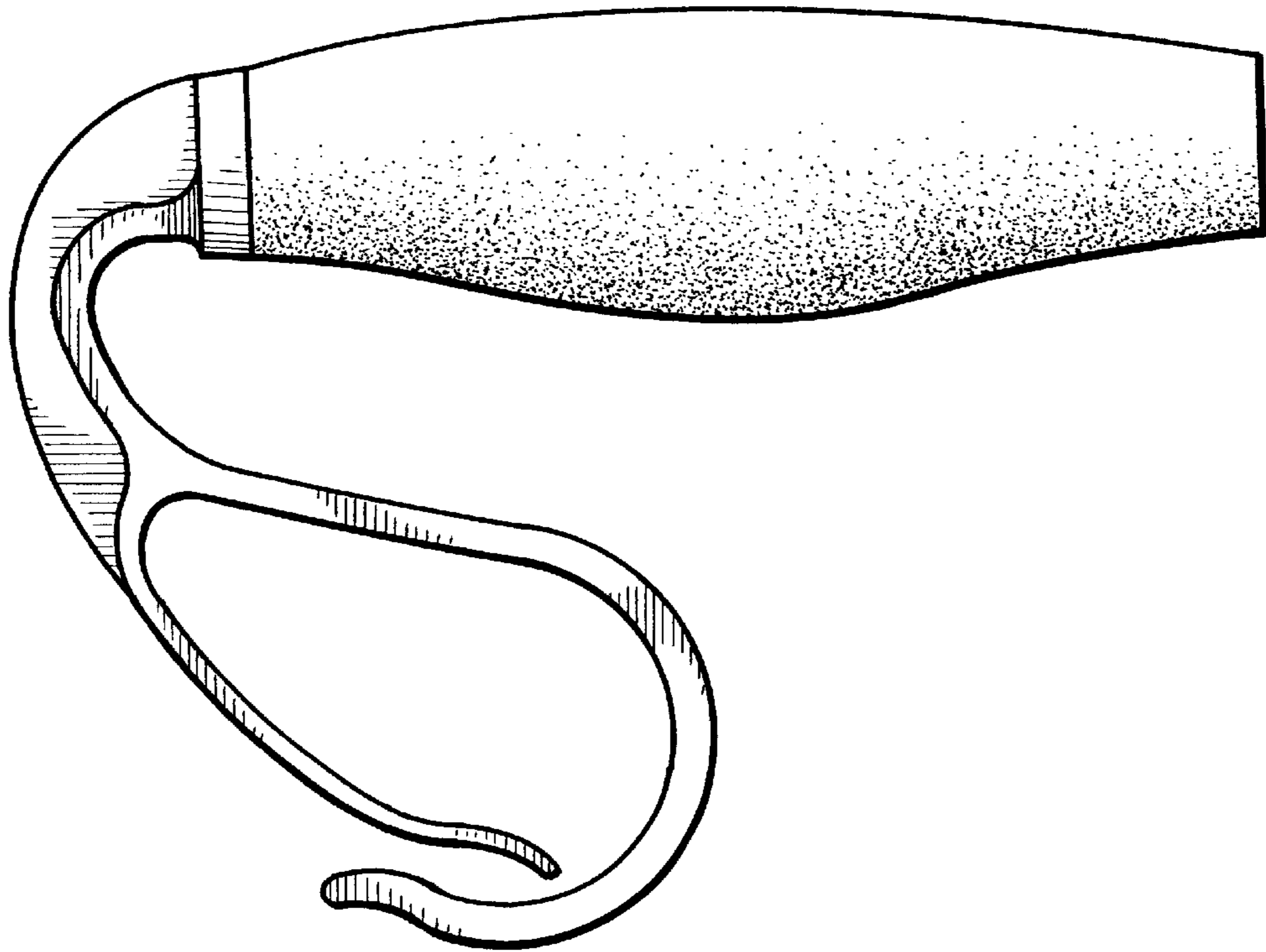


Fig 2

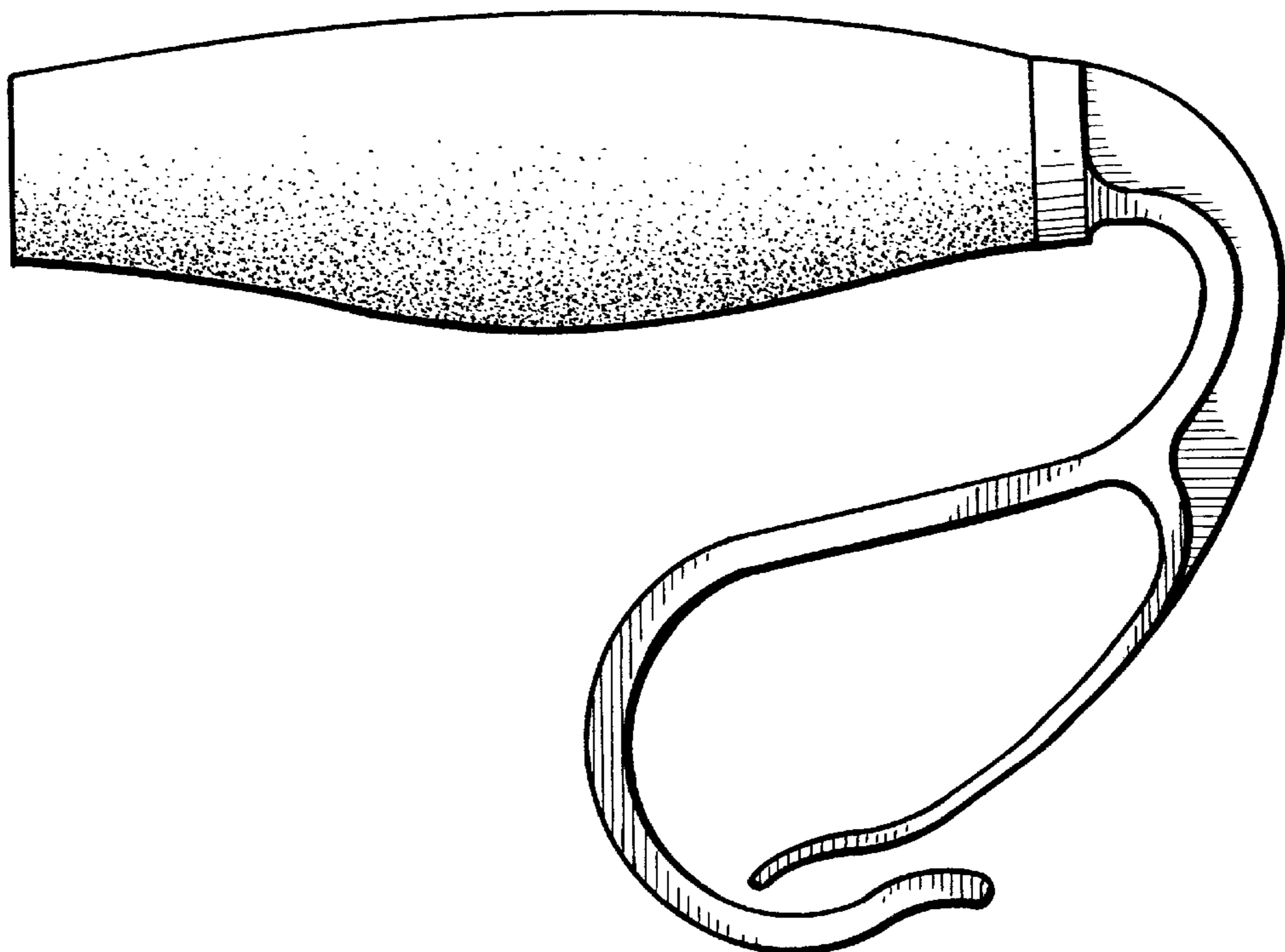


Fig 3



Fig 4

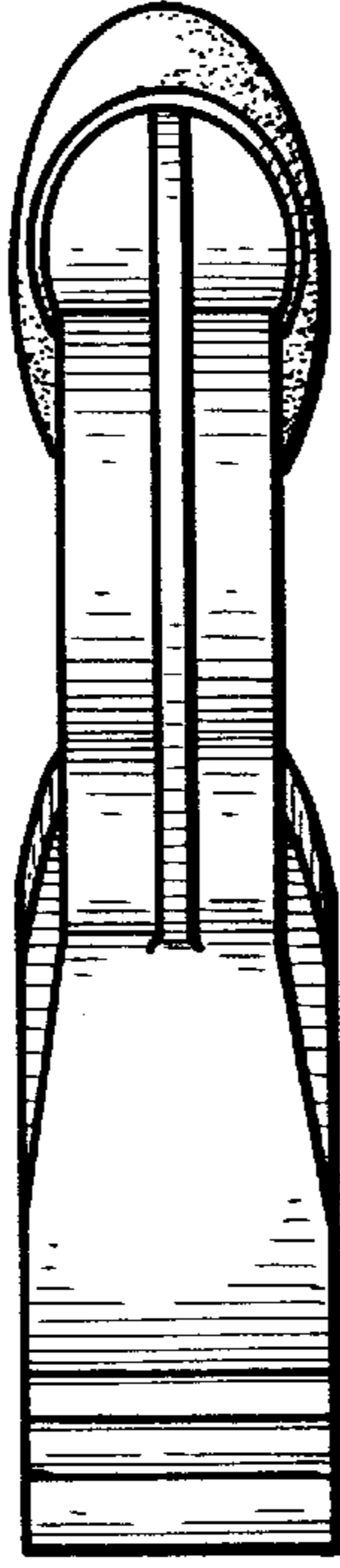


Fig 7

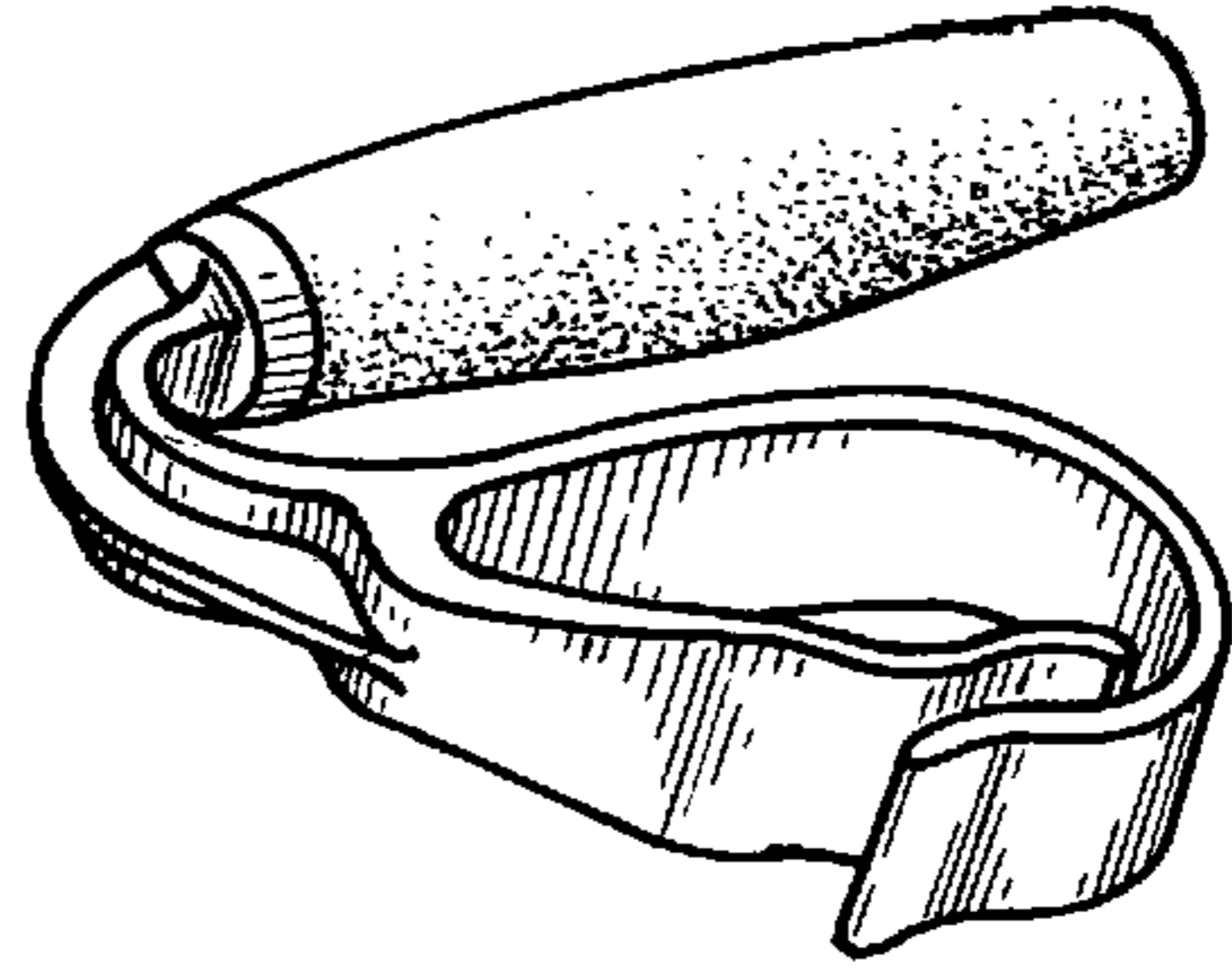


Fig 8

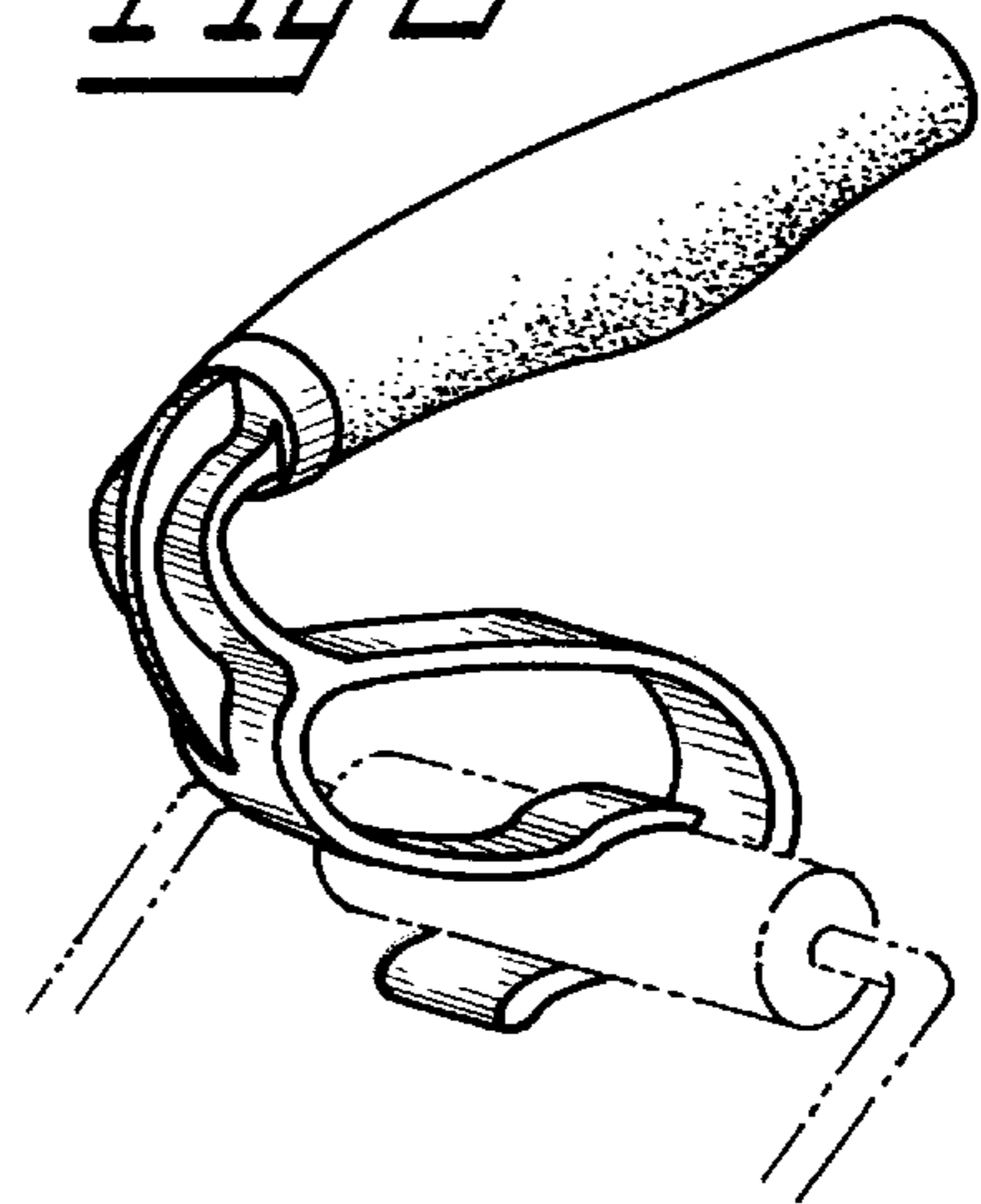


Fig 5



Fig 6

