



US00D465703S

(12) **United States Design Patent**
Matt

(10) **Patent No.:** **US D465,703 S**

(45) **Date of Patent:** **** Nov. 19, 2002**

(54) **COMBINATION KNIFE AND MEAT TURNER**

(76) Inventor: **Shane Michael Matt**, 1251 Rue Des
Etoiles, Carencro, LA (US) 70520

(**) Term: **14 Years**

(21) Appl. No.: **29/149,027**

(22) Filed: **Oct. 1, 2001**

(51) **LOC (7) Cl.** **07-03**

(52) **U.S. Cl.** **D7/643; D7/651**

(58) **Field of Search** D7/642-664, 401.2,
D7/669, 683, 684, 688, 689; 30/123, 142,
147-150, 287, 329, 340, 342, 344-346,
355

(56) **References Cited**

U.S. PATENT DOCUMENTS

3,162,475 A	12/1964	Van Allen	
3,241,236 A	* 3/1966	Capps	30/287
D253,989 S	1/1980	Rhoades	
D268,561 S	4/1983	Risser	

D273,075 S	3/1984	Hayden	
4,734,984 A	4/1988	Snell et al.	
D345,087 S	* 3/1994	Adams D7/693
D425,379 S	5/2000	Clausen	

* cited by examiner

Primary Examiner—Caron D. Veynar

(74) *Attorney, Agent, or Firm*—Jesse D. Lambert

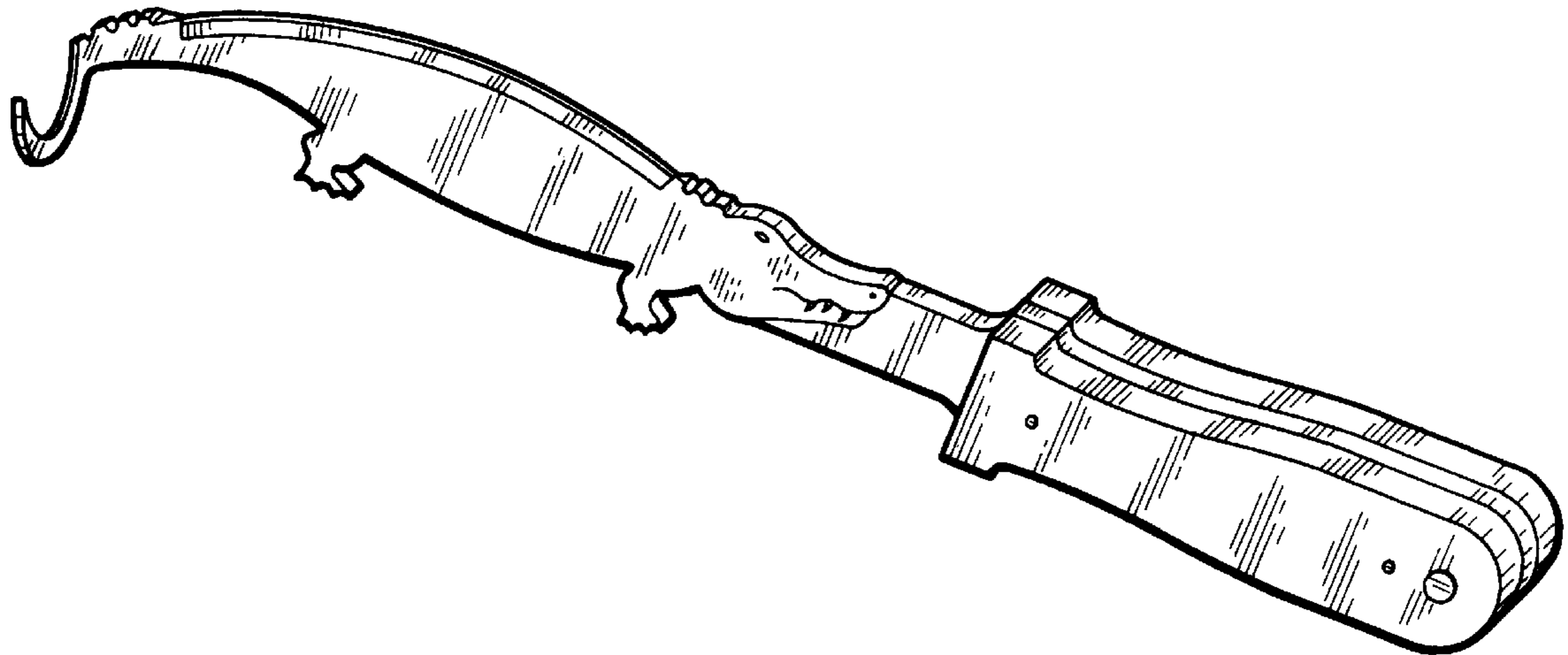
(57) **CLAIM**

The ornamental design for a combination knife and meat turner, as shown.

DESCRIPTION

FIG. 1 is a perspective view of the invention.
FIG. 2 is a side view of the invention.
FIG. 3 is a view from the opposite side from that shown in FIG. 2
FIG. 4 is a top view of the invention.
FIG. 5 is a bottom view, from the opposite direction from that of FIG. 4; and,
FIGS. 6 and 7 are end views, from opposite ends.

1 Claim, 2 Drawing Sheets



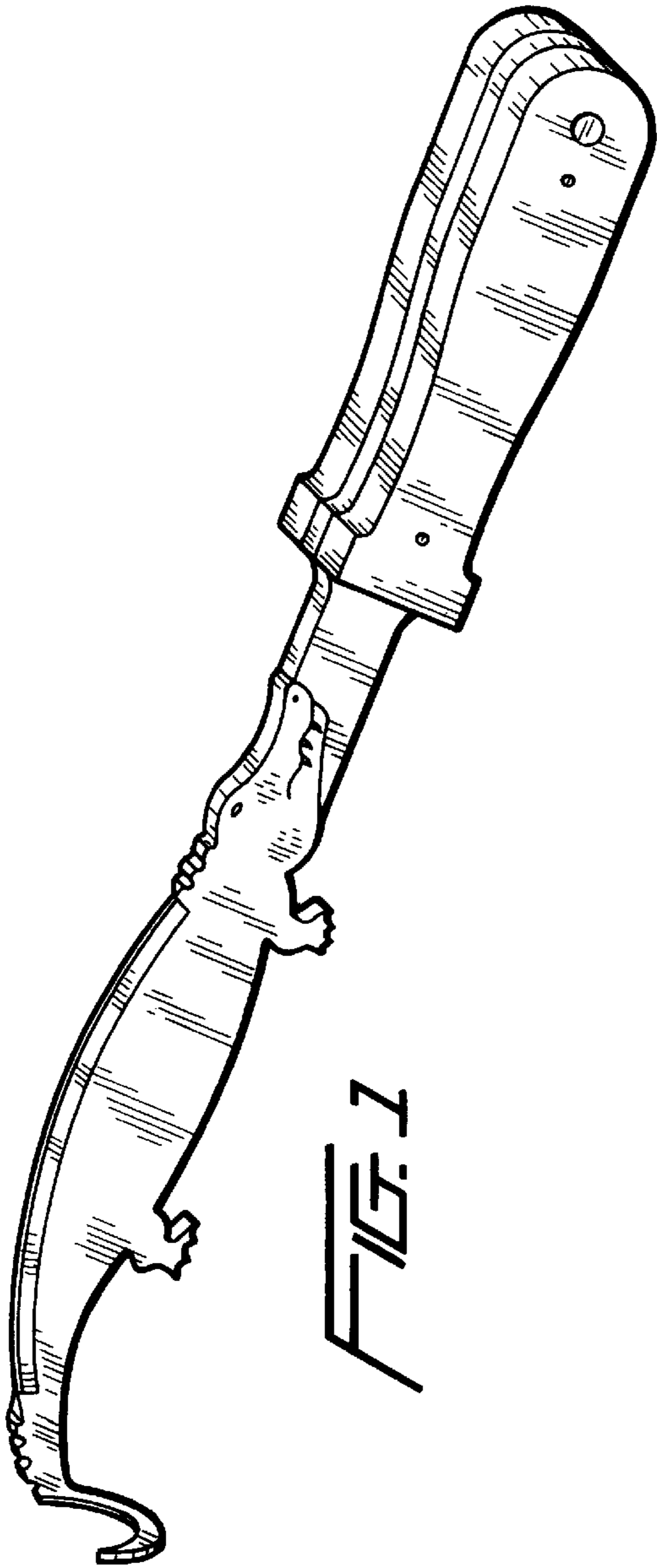


FIG. 1

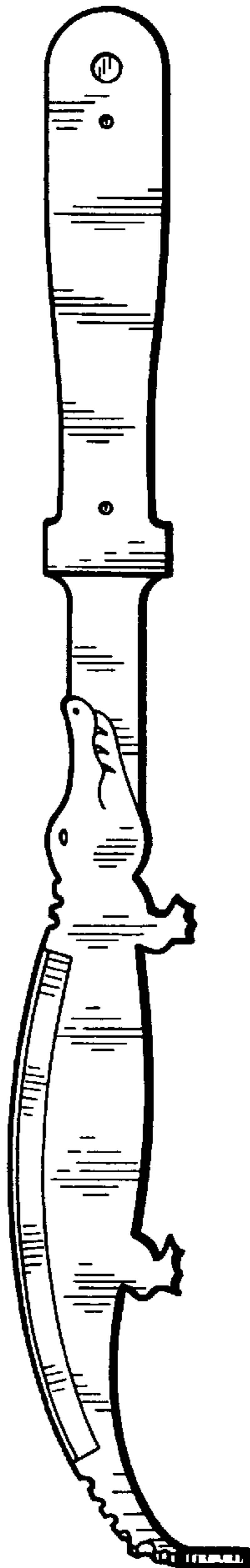


FIG. 2

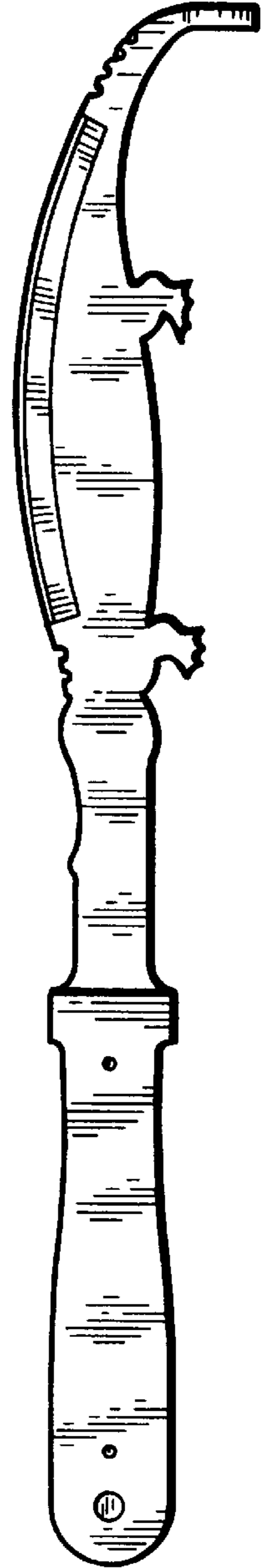


FIG. 3



FIG. 4

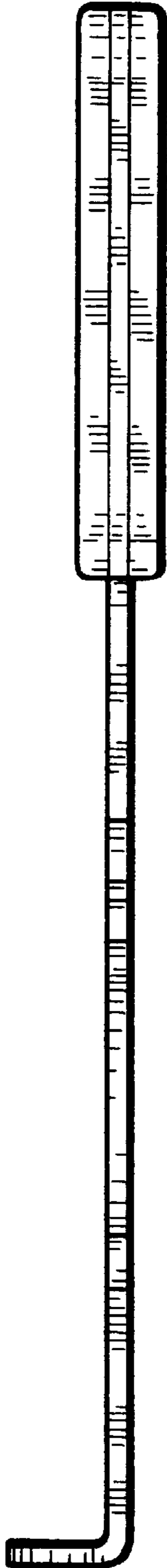


FIG. 5

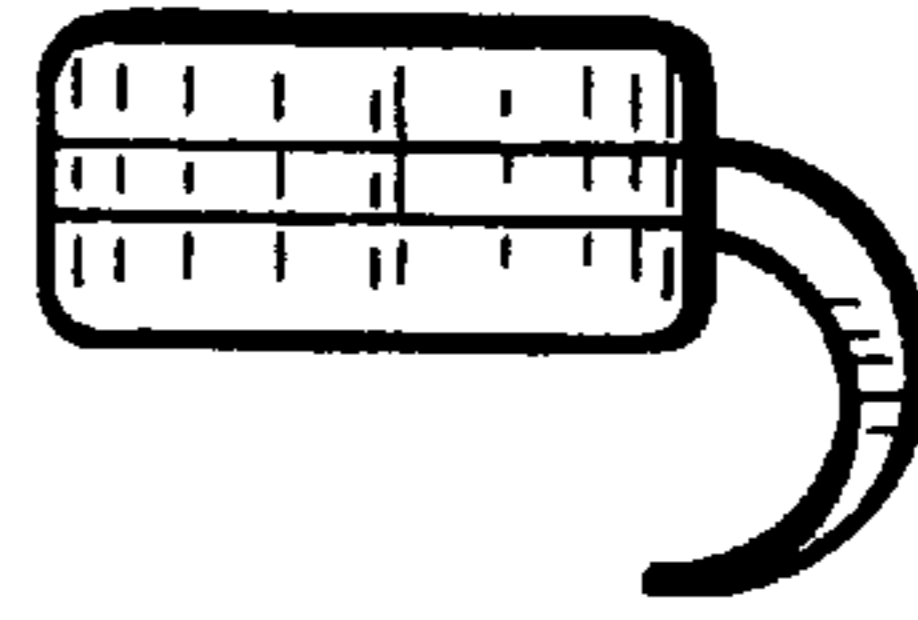


FIG. 6

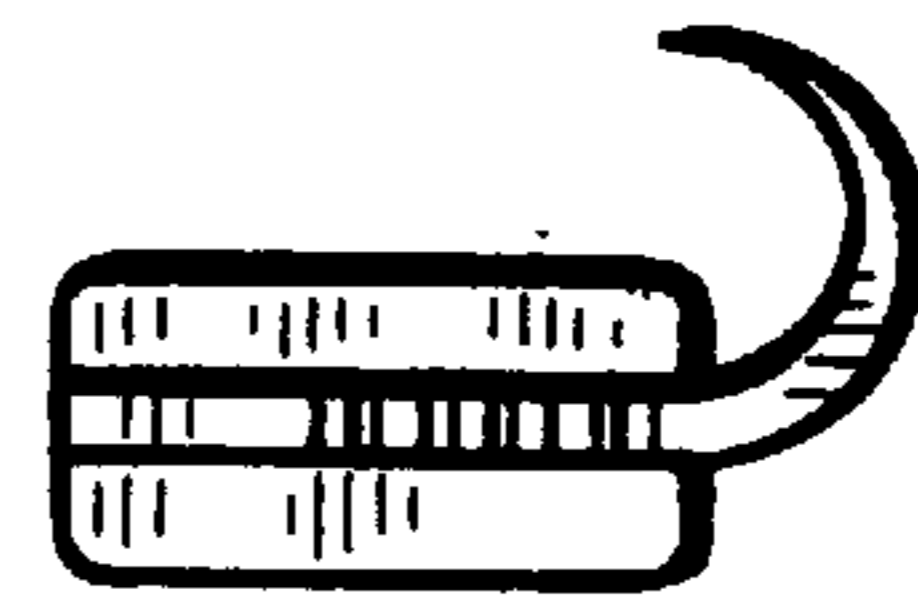


FIG. 7