



US00D465701S

(12) **United States Design Patent**  
**Epstein et al.**

(10) **Patent No.:** **US D465,701 S**

(45) **Date of Patent:** **\*\* Nov. 19, 2002**

(54) **HANDLE FOR A KITCHEN UTENSIL**

D212,115 S \* 8/1968 Connor ..... D7/395

(75) Inventors: **Monique Epstein**, Novato, CA (US);  
**Sascha Kaposi**, Seattle, WA (US)

\* cited by examiner

(73) Assignee: **Progressive International Corp.**, Kent,  
WA (US)

*Primary Examiner*—Terry A. Wallace

(74) *Attorney, Agent, or Firm*—John R. Benefiel

(\*\*) Term: **14 Years**

(57) **CLAIM**

The ornamental design for a handle for a kitchen utensil, as shown and described.

(21) Appl. No.: **29/149,190**

**DESCRIPTION**

(22) Filed: **Oct. 3, 2001**

(51) **LOC (7) Cl.** ..... **07-02**

(52) **U.S. Cl.** ..... **D7/395**

(58) **Field of Search** ..... D7/393, 395, 642-664,  
D7/681-696, 401.2; 16/110.1, 430, 431,  
436; D8/107

FIG. 1 is a perspective view of a handle for a kitchen utensil showing our new design, the broken lines are for illustrative purposes only and form no part of the claimed design;

FIG. 2 is a front view of the handle shown in FIG. 1.

FIG. 3 is a rear view of the handle shown in FIGS. 1 and 2.

FIG. 4 is a side view of the handle shown in FIGS. 1-3.

FIG. 5 is a bottom end view of the handle shown in FIGS. 1-4; and,

FIG. 6 is a top end view of the handle shown in FIGS. 1-5.

(56) **References Cited**

**U.S. PATENT DOCUMENTS**

D179,030 S \* 10/1956 Palma, Jr. .... D7/395

**1 Claim, 2 Drawing Sheets**


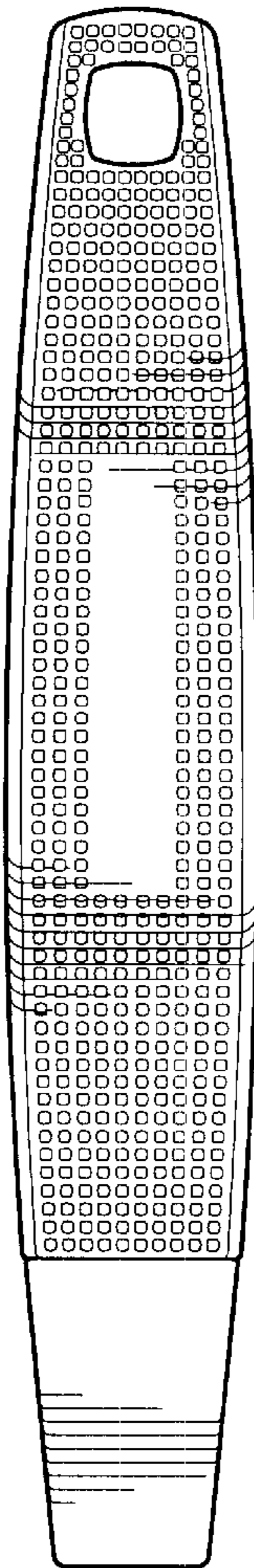


Figure 1

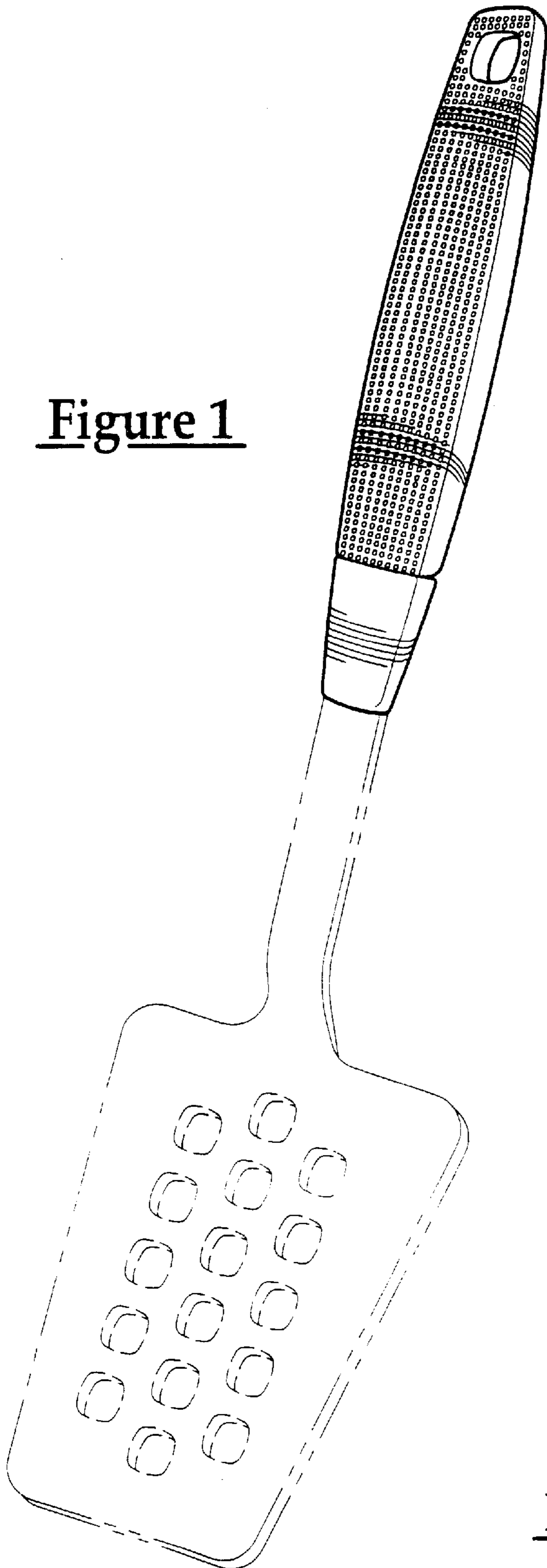
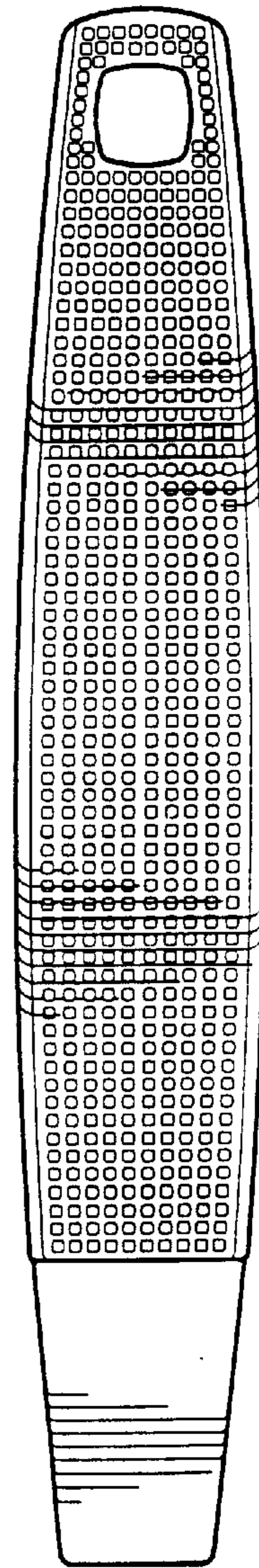


Figure 2



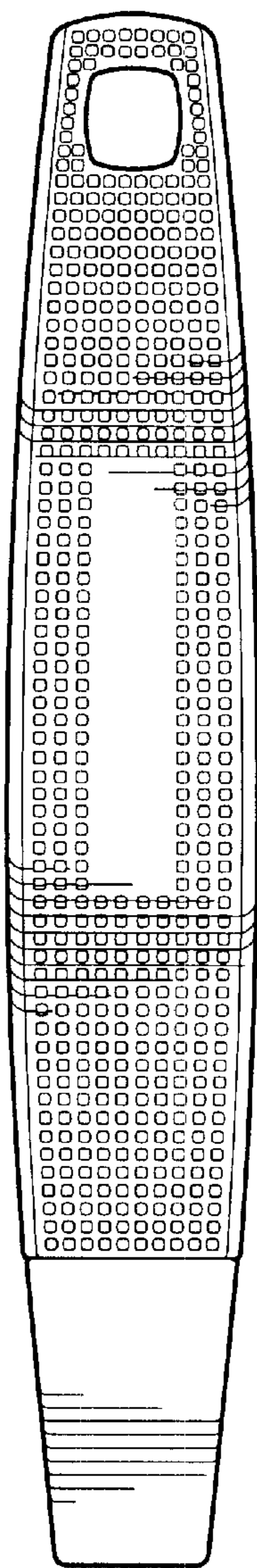


Figure 3




Figure 4

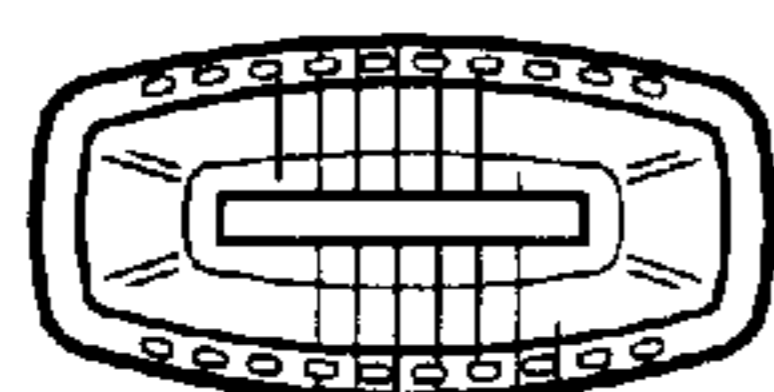


Figure 5

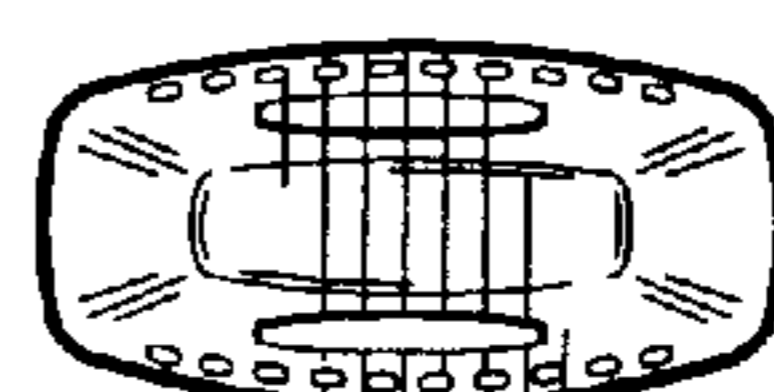


Figure 6