



US00D465700S

(12) **United States Design Patent**
Wong et al.

(10) **Patent No.:** **US D465,700 S**

(45) **Date of Patent:** **** Nov. 19, 2002**

(54) **ICE CREAM SCOOP HANDLE**

(76) Inventors: **Hoi Kwan Henry Wong**, 12073
Glencoe St., Thornton, CO (US) 80241;
Phillip Gordon Levy, 338 Parkview
Ave., Golden, CO (US) 80401; **Shika
Wang**, 8199 Welby Rd., #1801,
Thornton, CO (US) 80229

(**) Term: **14 Years**

(21) Appl. No.: **29/146,588**

(22) Filed: **Aug. 13, 2001**

(51) **LOC (7) Cl.** **07-02**

(52) **U.S. Cl.** **D7/393; D7/681**

(58) **Field of Search** D7/681-697, 393-395,
D7/646; 30/324; 425/276-279, 283; 294/55;
16/110.1, 430, 431; D8/107

(56) **References Cited**

U.S. PATENT DOCUMENTS

3,208,404 A * 9/1965 Schlessel 425/285
D261,972 S * 11/1981 Torongo et al. D7/681

* cited by examiner

Primary Examiner—Terry A. Wallace

(57) **CLAIM**

The ornamental design of an ice cream scoop handle, as shown and described.

DESCRIPTION

As represented in the drawings of this item the handle is made to conform to the human hand. Making it easier to handle the Ice Cream Scoop Handle and to hold it with comfort.

FIG. 1 is a perspective view of the curved ice cream scoop handle of our invention.

FIG. 2 is the front of the ice cream scoop handle shown in FIG. 1

FIG. 3 is the back view of the ice cream scoop handle shown in FIG. 1

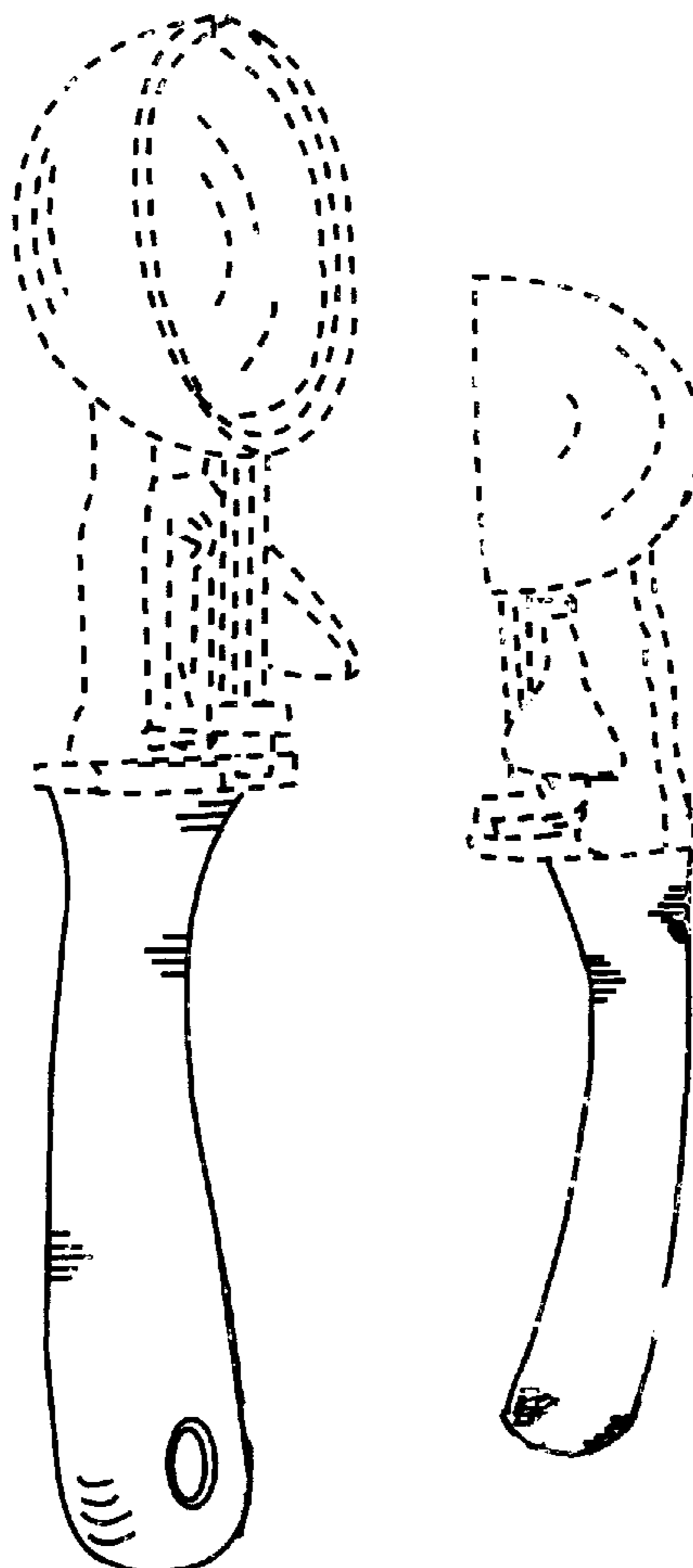
FIG. 4 is the right side view of the ice cream scoop handle shown in FIG. 1 the left side is mirror image thereof.

FIG. 5 is the top view looking down at the ice cream scoop handle shown in FIG. 1; and,

FIG. 6 is the bottom view looking up at the ice cream scoop handle shown in FIG. 1.

The broken lines are for illustrative purposes only and form no part of the claimed design.

1 Claim, 2 Drawing Sheets



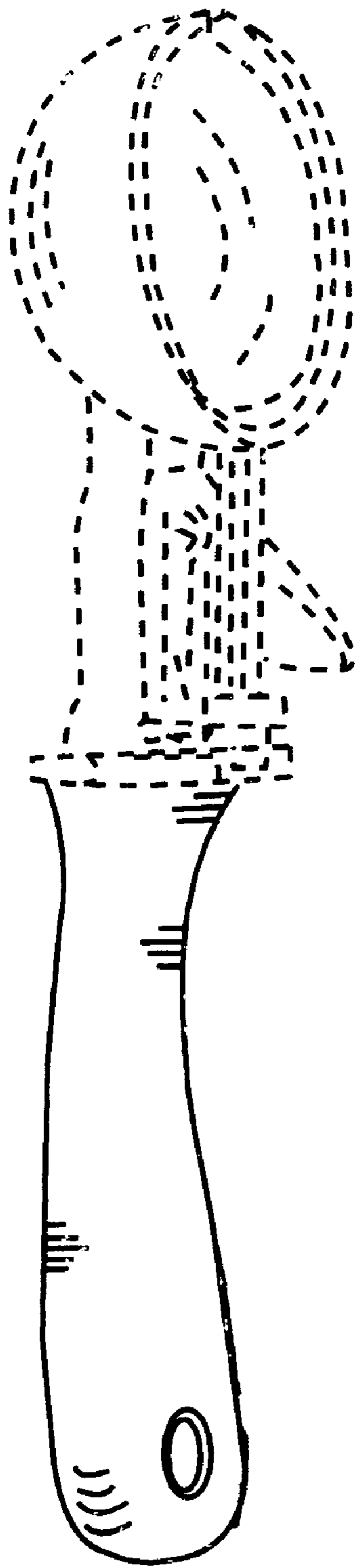


Fig. 1

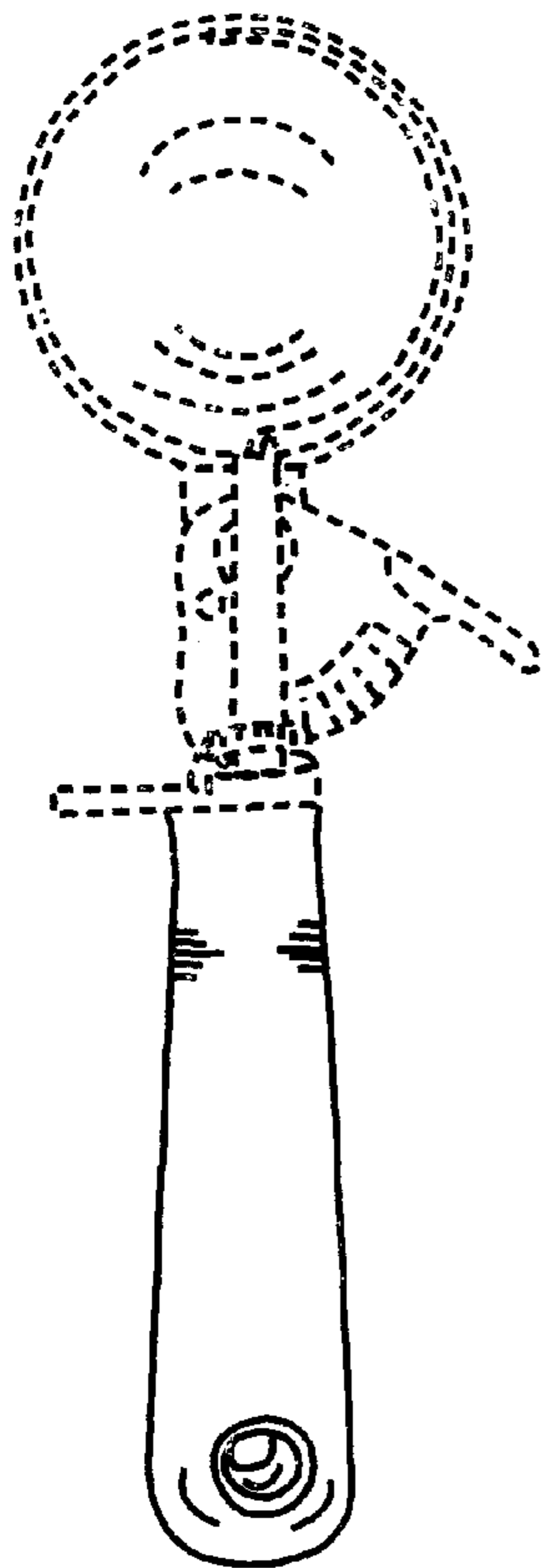


Fig. 2

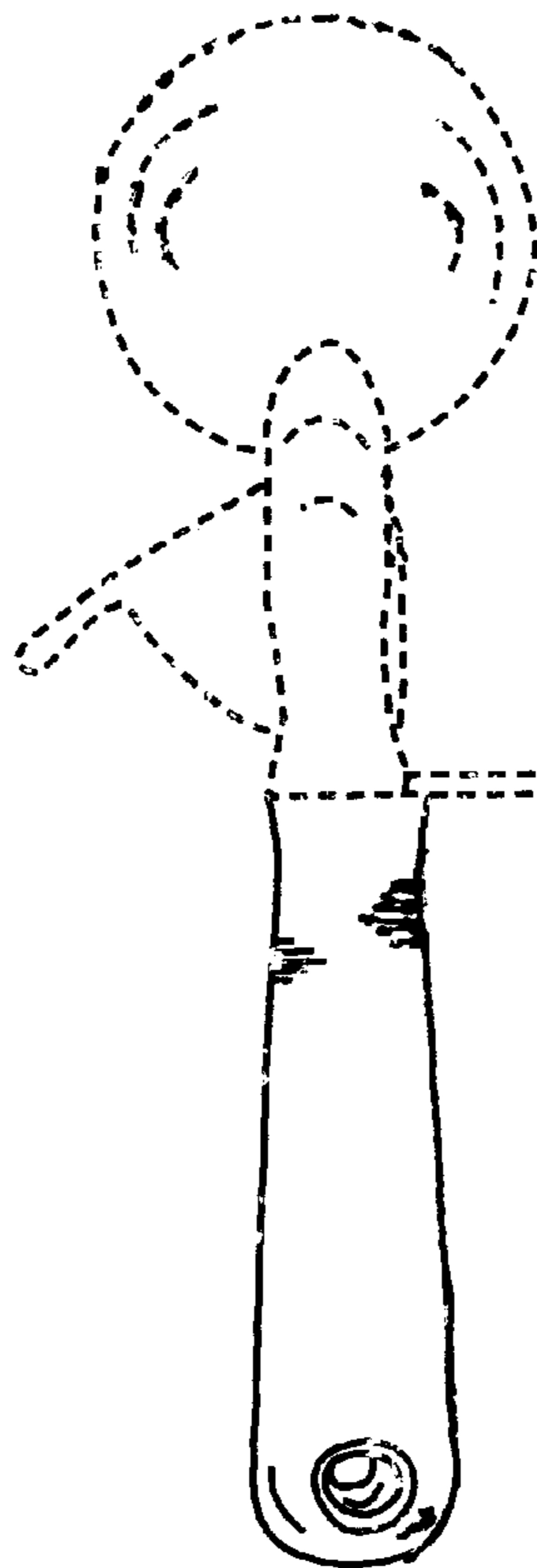


Fig. 3



Fig. 4




Fig. 5

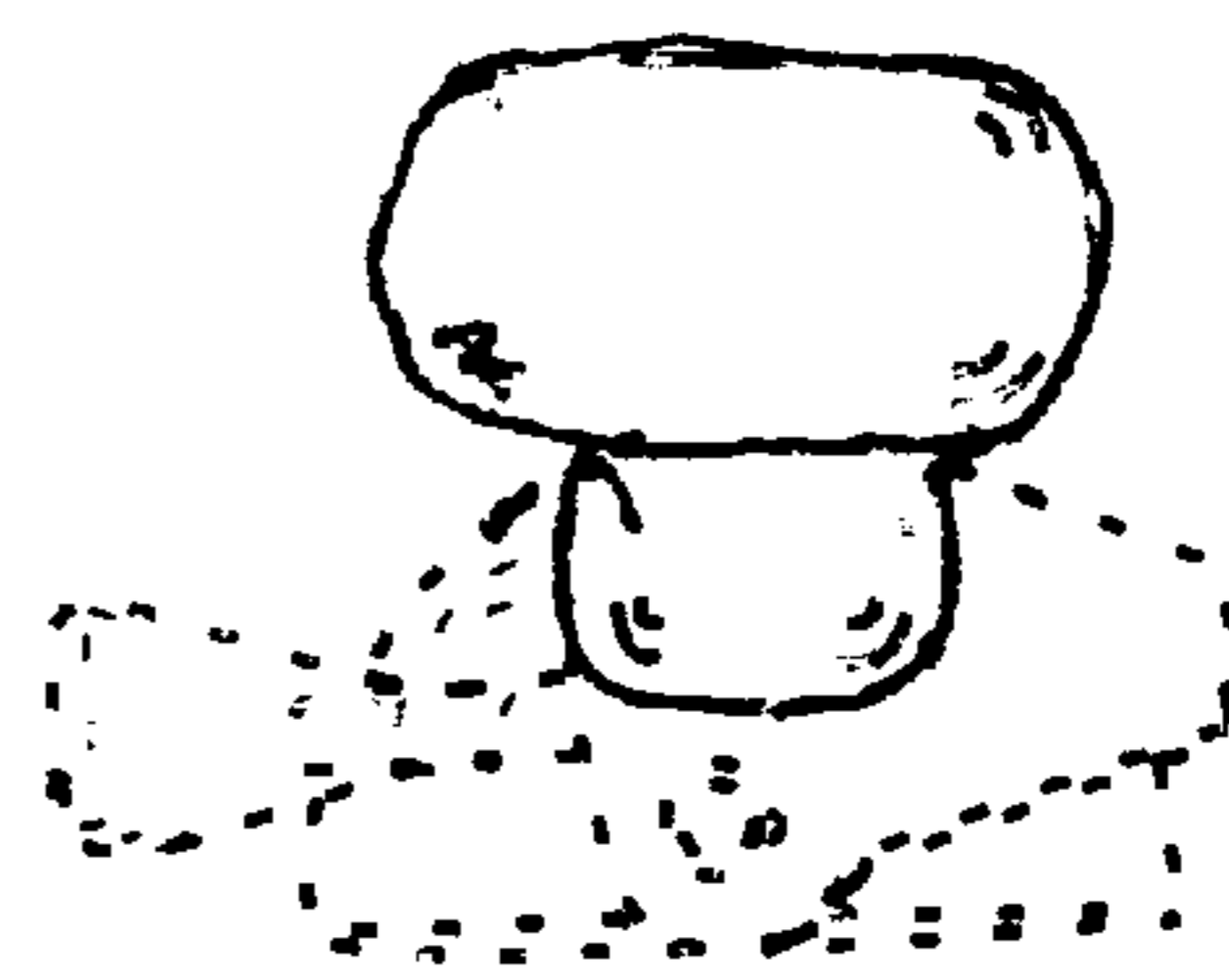


Fig. 6