



US00D465697S

(12) **United States Design Patent**
Renz

(10) **Patent No.:** **US D465,697 S**

(45) **Date of Patent:** **** Nov. 19, 2002**

(54) **AGITATOR**
(75) Inventor: **Charles John Renz**, Briarcliff Manor, NY (US)
(73) Assignee: **Playtex Products, Inc.**, Westport, CT (US)
(**) Term: **14 Years**

5,547,275 A	8/1996	Lillelund et al.	366/130
D374,150 S	10/1996	Lillelund et al.	D7/387
5,788,369 A	8/1998	Tseng	366/130
5,794,802 A	8/1998	Caola	215/11.1
5,992,693 A	11/1999	Albisetti	222/129
6,059,443 A	5/2000	Casey	366/130
6,089,389 A	7/2000	Sharon et al.	215/11.1
6,092,681 A	7/2000	Shaw et al.	215/11.6
6,113,257 A	9/2000	Sharon et al.	366/130
6,244,452 B1	6/2001	Morano et al.	215/11.6

(21) Appl. No.: **29/144,862**
(22) Filed: **Jul. 12, 2001**
(51) **LOC (7) Cl.** **31-00**
(52) **U.S. Cl.** **D7/376; D7/387; D7/412**
(58) **Field of Search** **D7/376-386, 412, D7/413; 366/129, 130**

* cited by examiner

Primary Examiner—Caron D. Veynar
(74) *Attorney, Agent, or Firm*—Ohlandt, Greeley, Ruggiero & Perle LLP

(57) **CLAIM**

The ornamental design for an agitator, as shown and described.

(56) **References Cited**

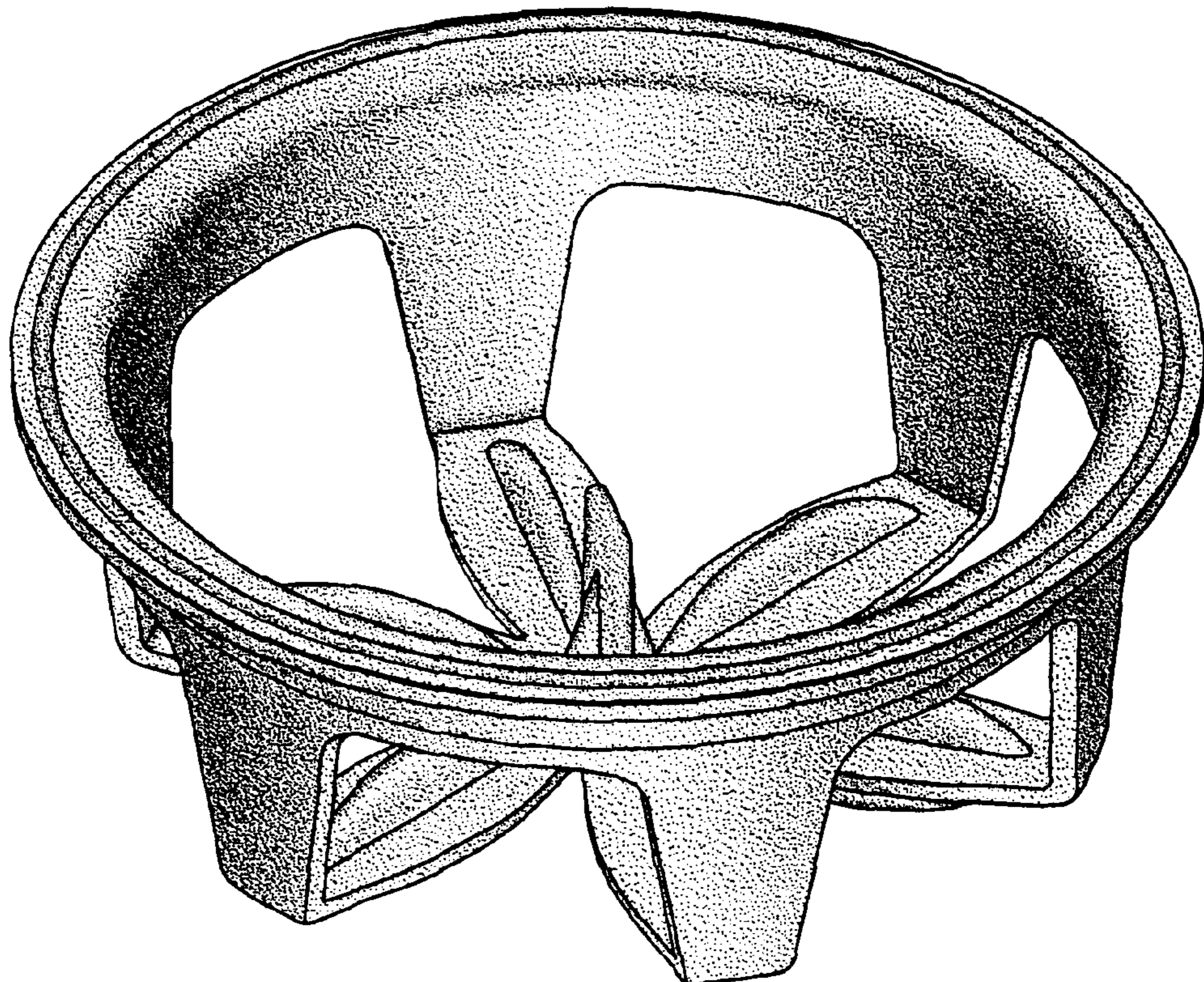
U.S. PATENT DOCUMENTS

1,075,119 A	10/1913	Reichner	
1,672,466 A	6/1928	Oshman et al.	
1,672,467 A	6/1928	Oshman et al.	
1,878,924 A	* 9/1932	Will	366/130
3,677,524 A	* 7/1972	Douglas	366/130
3,747,414 A	7/1973	Ohno	73/428
3,763,542 A	10/1973	Gutnajer	29/400
3,820,692 A	6/1974	Swett et al.	222/547
4,003,555 A	1/1977	Swartz	259/54
4,818,114 A	4/1989	Ghavi	366/130
5,419,445 A	5/1995	Kaesemeyer	215/11.1

DESCRIPTION

FIG. 1 is a perspective view of an agitator showing my design;
FIG. 2 is a front view of the agitator of FIG. 1, the rear view being identical thereof;
FIG. 3 is a side view of the agitator of FIG. 1, the opposite side view being identical thereof;
FIG. 4 is a top view of the agitator of FIG. 1; and,
FIG. 5 is a bottom view of the agitator of FIG. 1.

1 Claim, 3 Drawing Sheets



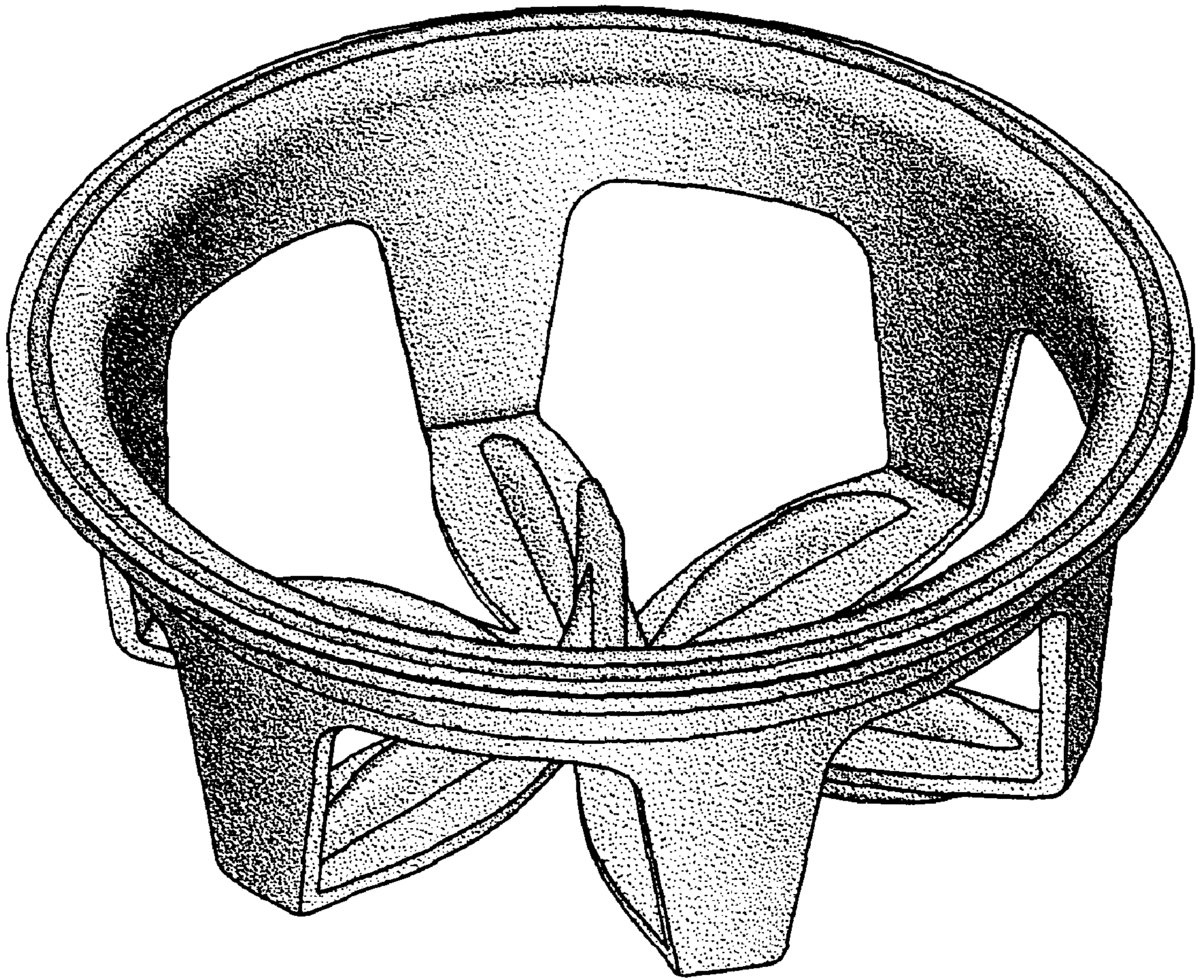


FIG. 1

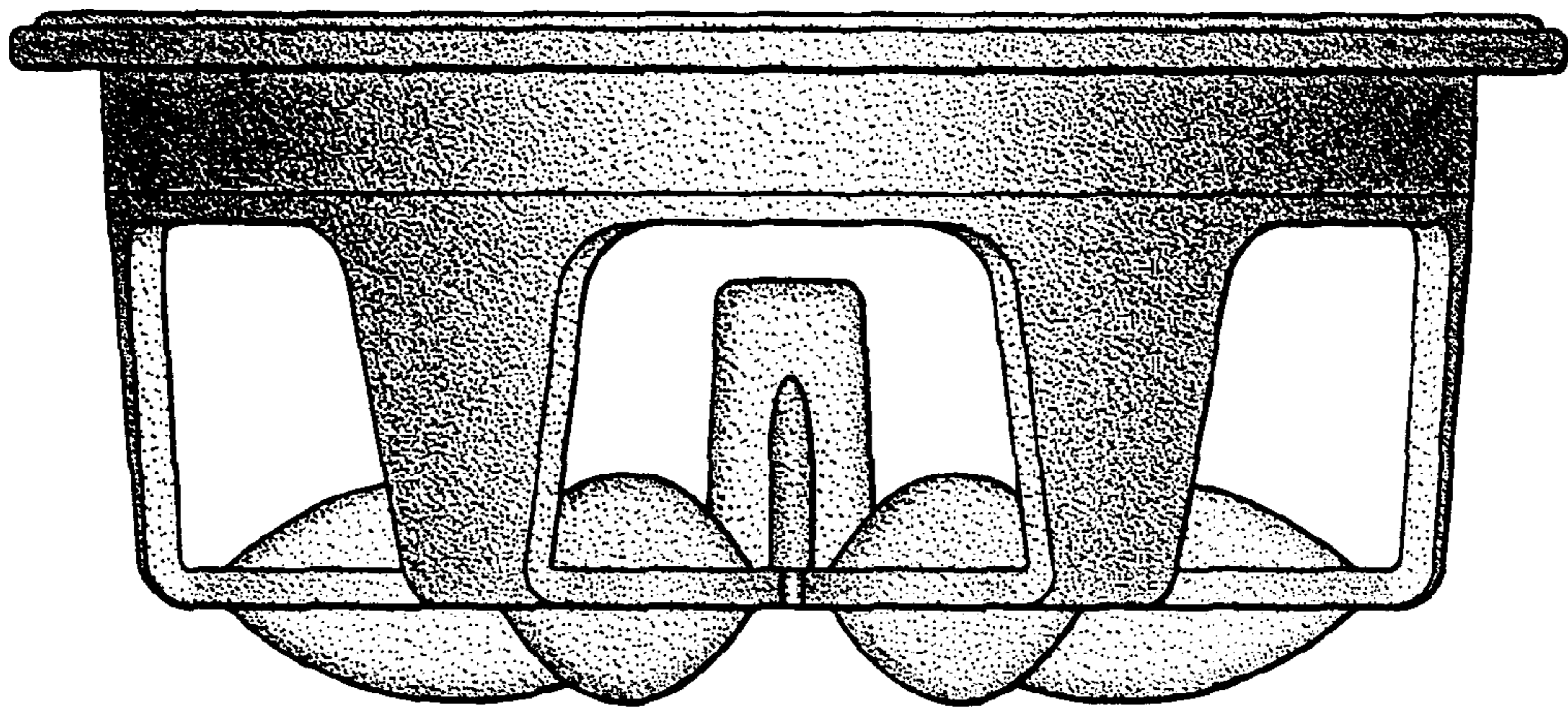


FIG. 2

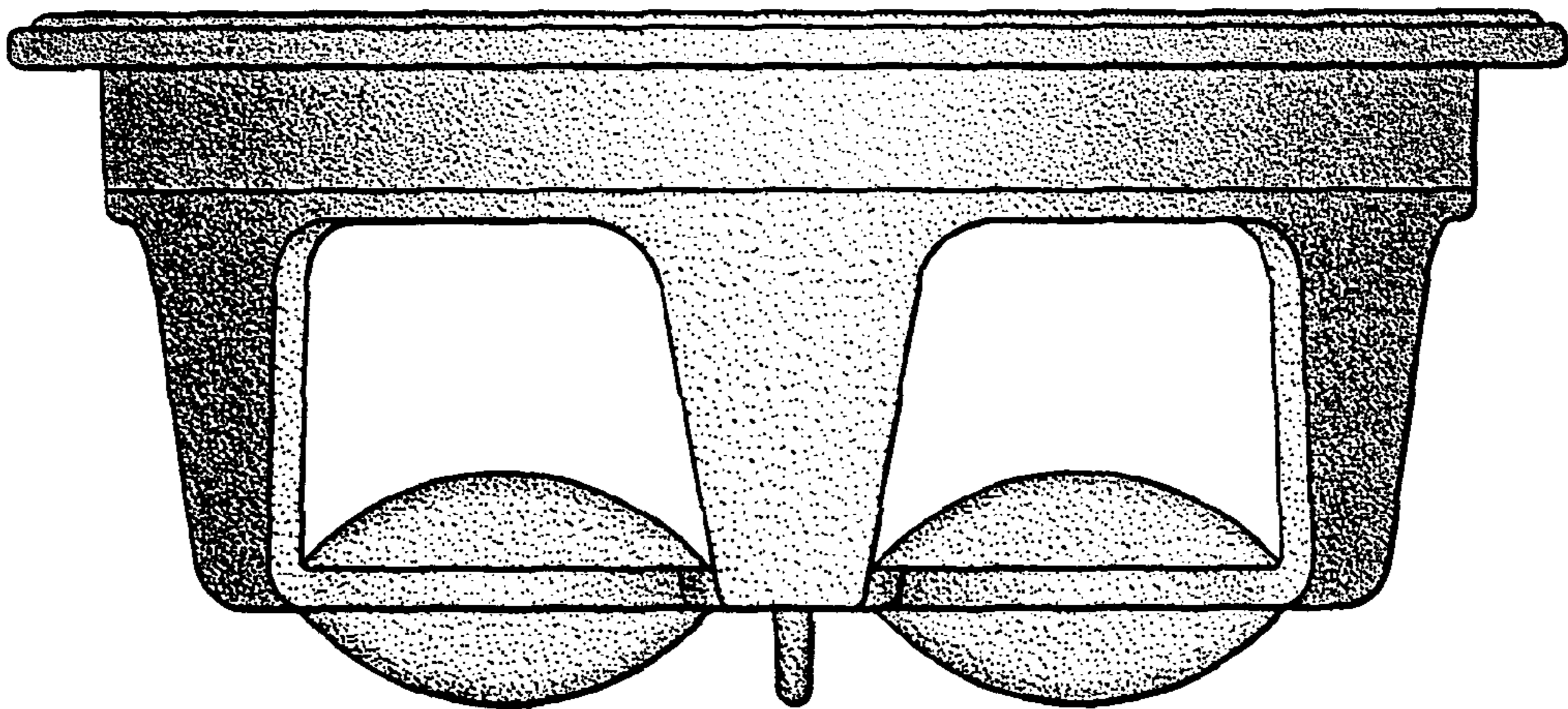


FIG. 3

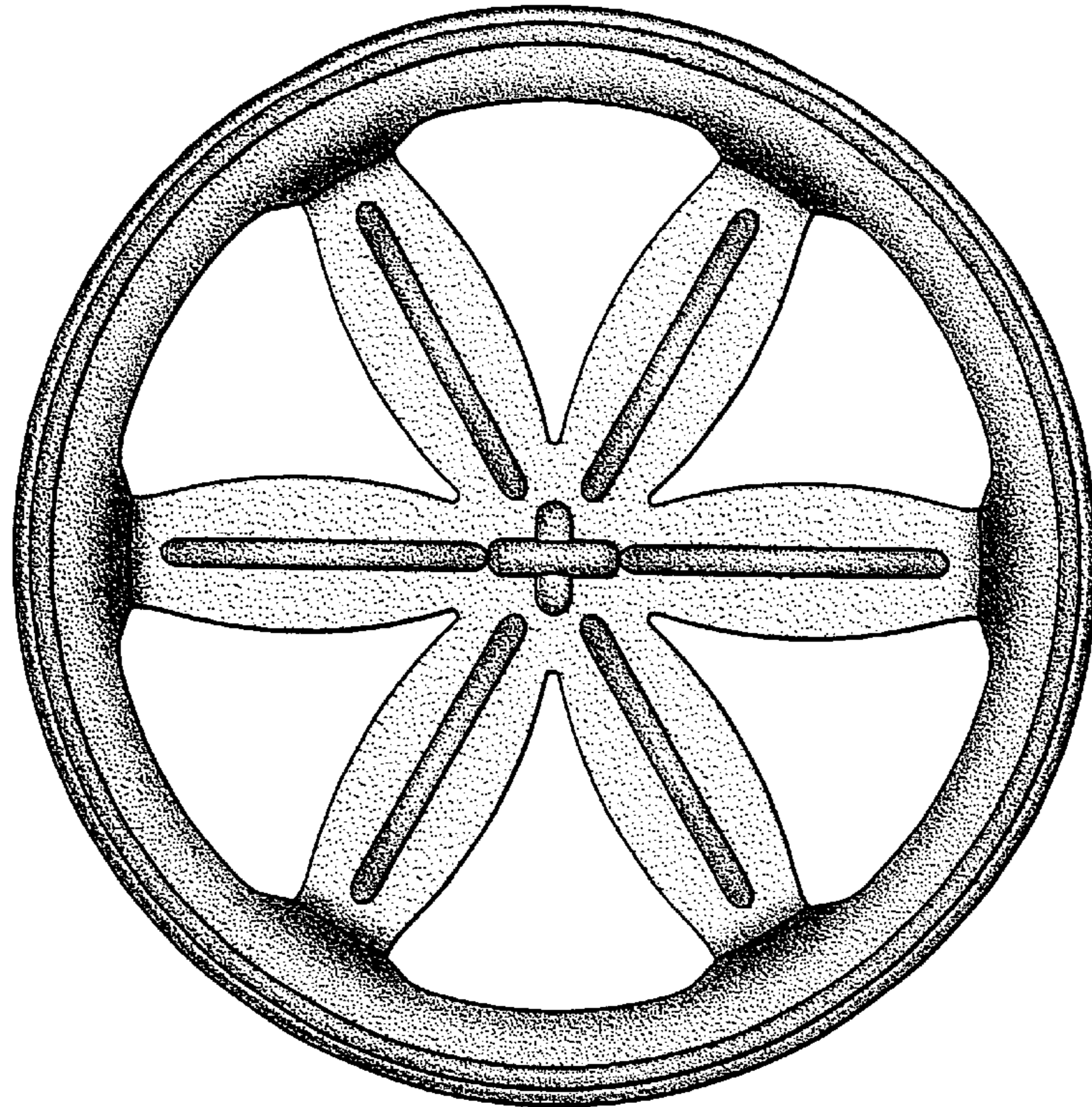


FIG. 4




FIG. 5