



US00D465690S

(12) **United States Design Patent**
Ancona et al.

(10) **Patent No.: US D465,690 S**

(45) **Date of Patent: ** Nov. 19, 2002**

(54) **TOASTER/BREADBOX**

D442,817 S * 5/2001 Demore D7/330
D453,281 S * 2/2002 Plumtre et al. D7/330

(75) Inventors: **Bruce Ancona**, New York, NY (US);
Robert A. Varakian, Edgewater, NJ
(US)

FOREIGN PATENT DOCUMENTS

(73) Assignee: **Lectrix, LLC**, Edgewater, NJ (US)

EP 0650 686 B1 3/1995
EP 0650 686 A1 3/1995
JP 56070127 A 11/1979
JP 56070218 A 11/1979
JP 56071185 A 6/1981

(**) Term: **14 Years**

* cited by examiner

(21) Appl. No.: **29/146,007**

Primary Examiner—Caron D. Veynar

(22) Filed: **Aug. 2, 2001**

(74) *Attorney, Agent, or Firm*—Cowan Liebowitz &
Latman, P.C.; Mark Montague

(51) **LOC (7) Cl.** **07-02**

(52) **U.S. Cl.** **D7/329**

(58) **Field of Search** D7/328–330, 609;
220/559, 350, 252; 221/192; 99/451

(57) **CLAIM**

The ornamental design for a toaster/breadbox, as shown and described.

(56) **References Cited**


DESCRIPTION

U.S. PATENT DOCUMENTS

D112,252 S * 11/1938 Hadley D7/328
D143,054 S * 11/1945 Walker et al. D7/329
4,034,890 A 7/1977 Baller
4,103,805 A 8/1978 Silverstein
4,213,540 A 7/1980 Stanford
4,320,932 A 3/1982 Giffin
D286,126 S 10/1986 Driscoll
D291,644 S 9/1987 Osborn
D347,762 S * 6/1994 Bannigan D7/328
D357,611 S * 4/1995 Osit D7/350
5,433,140 A 7/1995 Ogee
5,485,940 A 1/1996 Hernandez
D371,278 S 7/1996 Jorgensen
D383,352 S * 9/1997 Powel D7/330
5,823,381 A 10/1998 Ashley et al.
D405,320 S 2/1999 Tisdale
5,878,643 A 3/1999 Hwang
D414,084 S 9/1999 Schmidt
D427,838 S * 7/2000 Lee D7/329

FIG. 1 is a front view of the toaster/breadbox of the present invention;
FIG. 2 is a top view of the toaster/breadbox of the present invention;
FIG. 3 is a bottom view of the toaster/breadbox of the present invention;
FIG. 4 is a rear view of the toaster/breadbox of the present invention;
FIG. 5 is a left side view of the toaster/breadbox of the present invention;
FIG. 6 is a right side view of the toaster/breadbox of the present invention;
FIG. 7 is a front, perspective view of the toaster/breadbox of the present invention; and,
FIG. 8 is a rear, perspective view of the toaster/breadbox of the present invention.

1 Claim, 4 Drawing Sheets



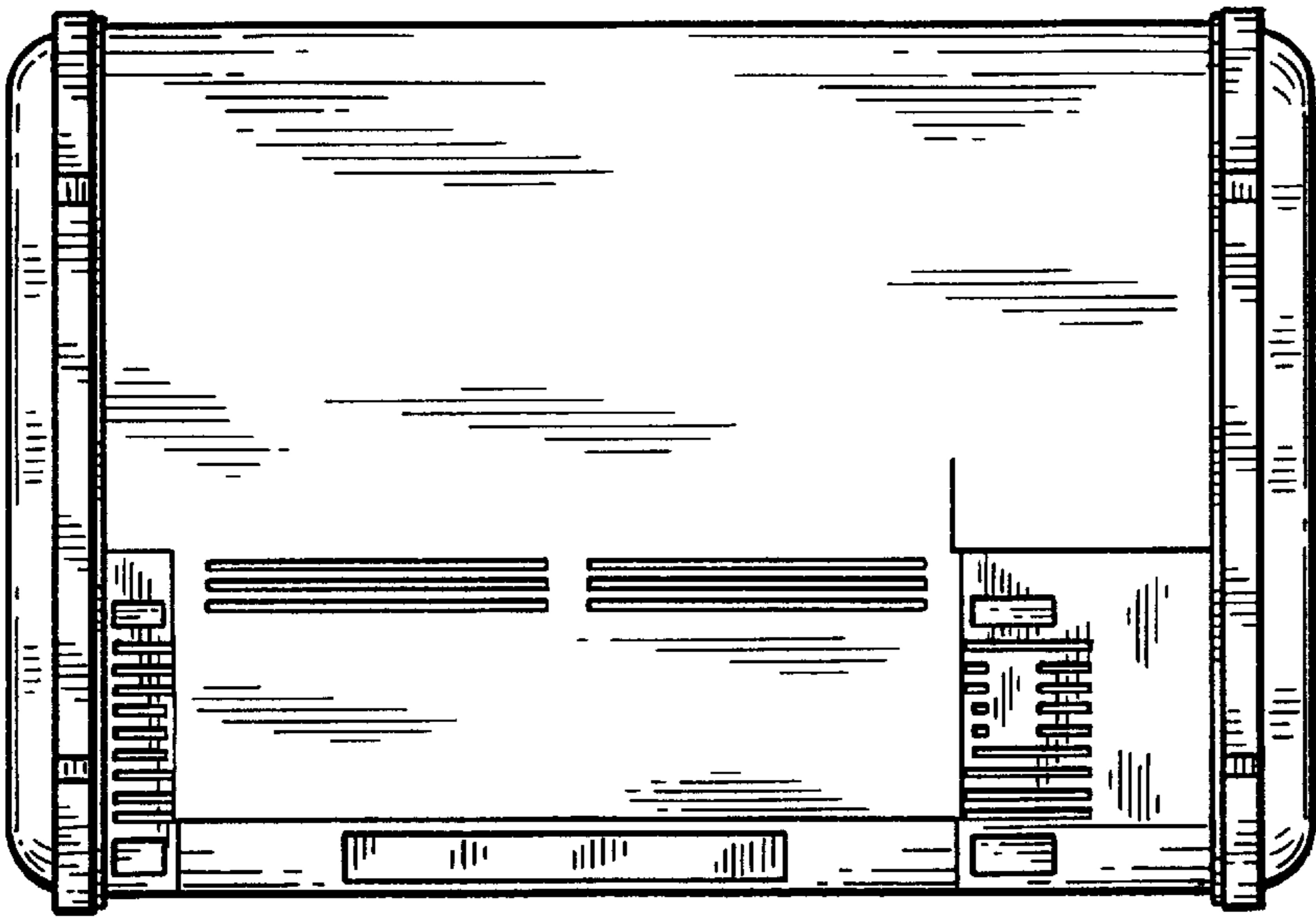


FIG. 3




FIG. 1

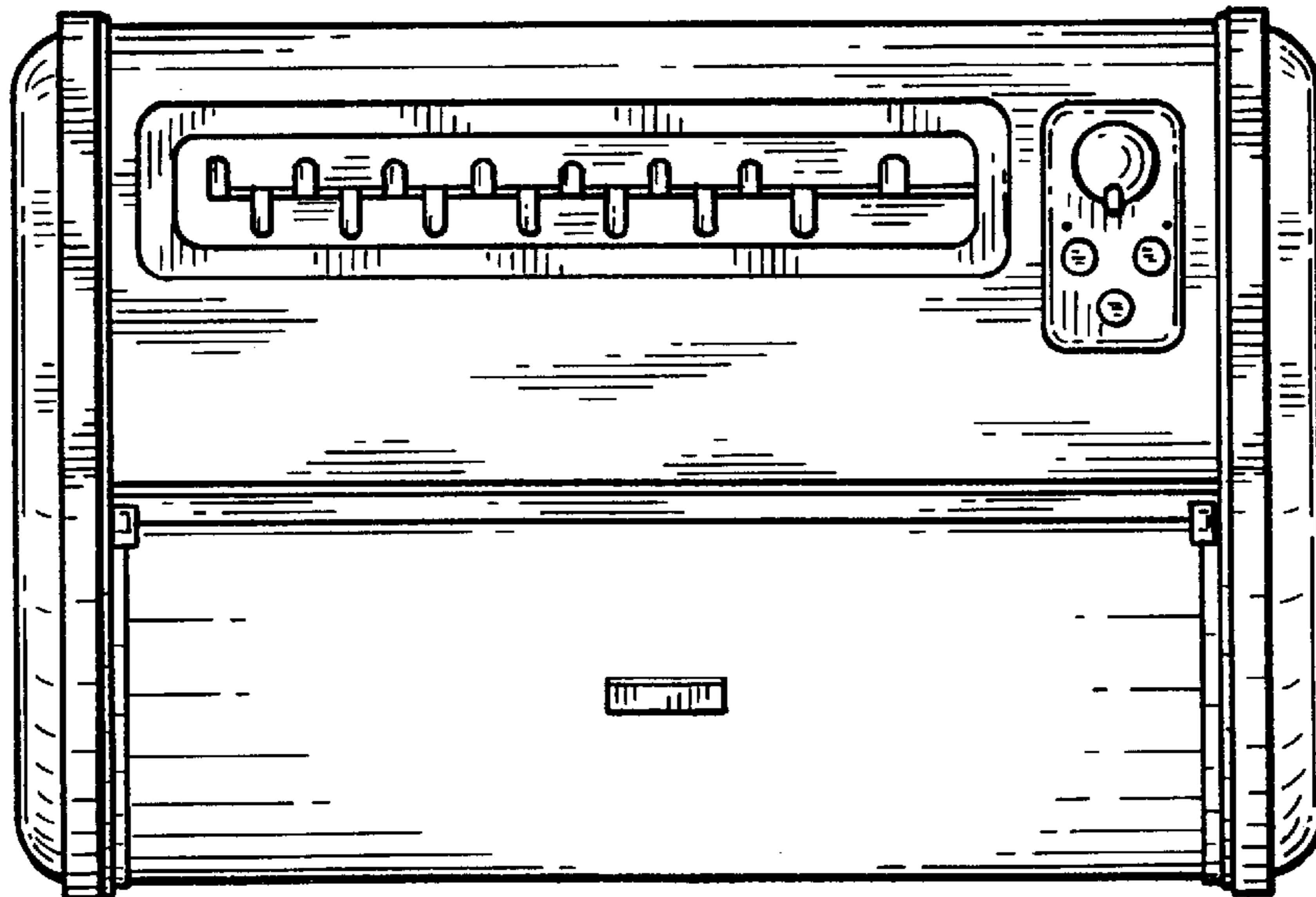


FIG. 2

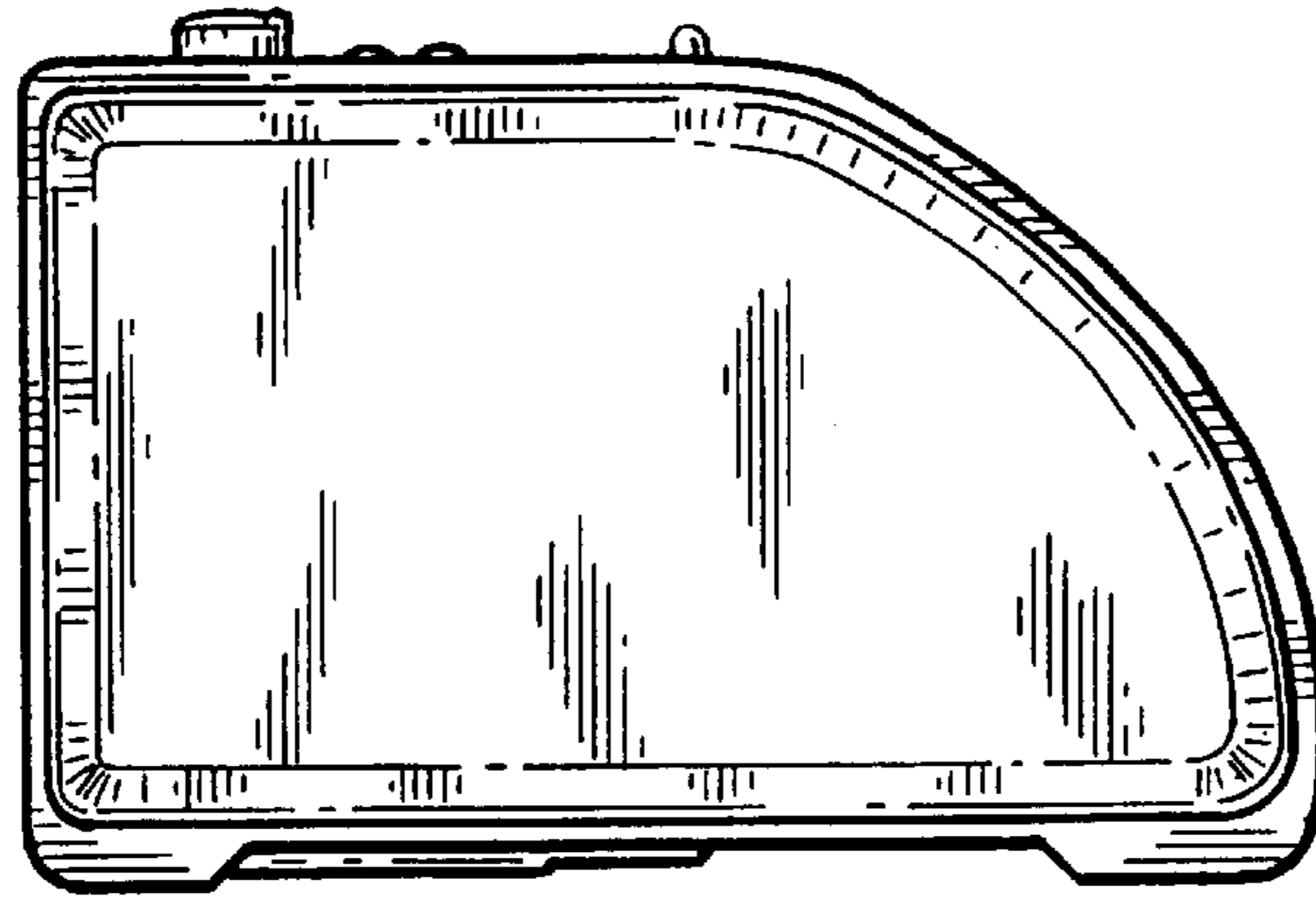


FIG. 5




FIG. 4

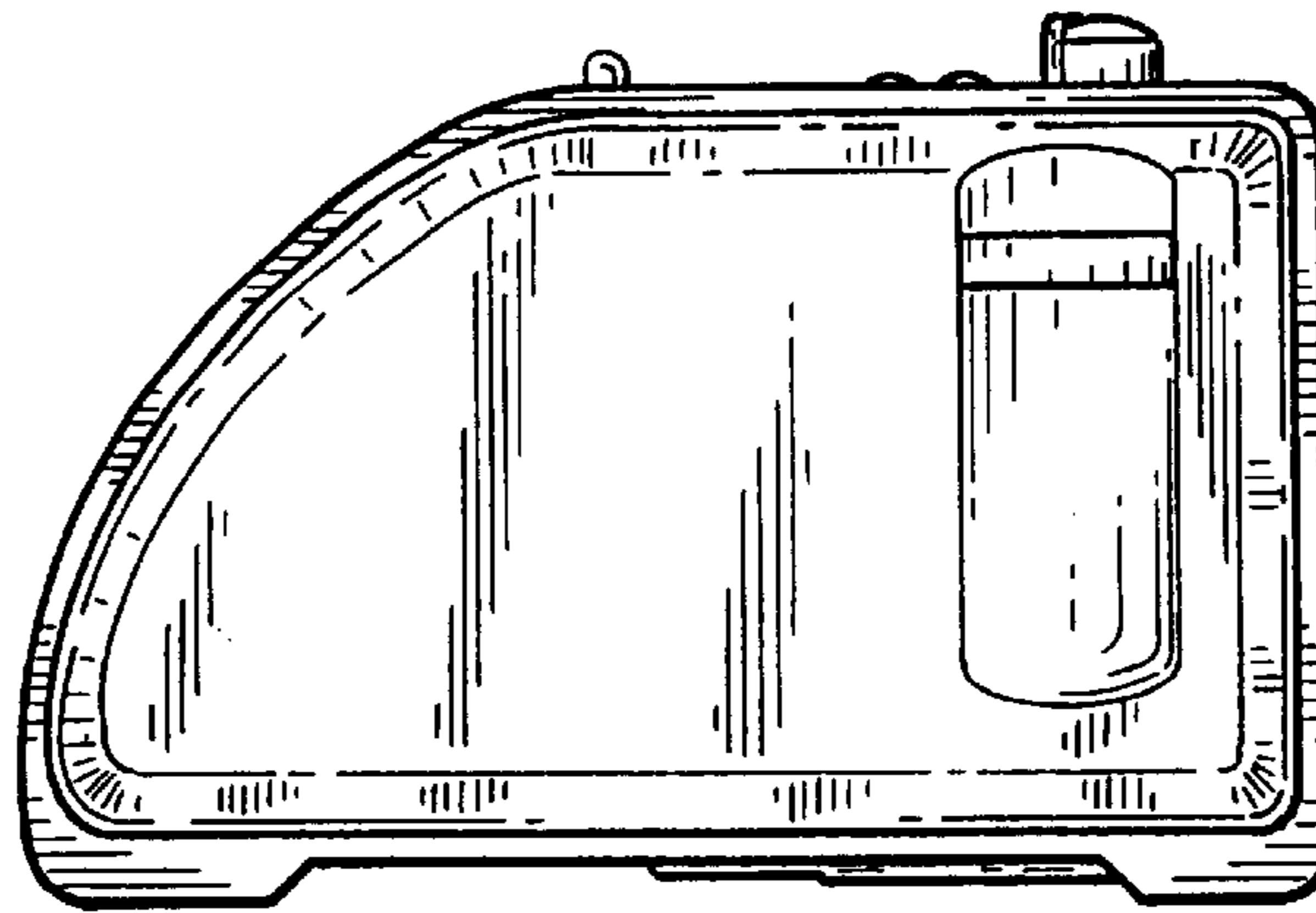


FIG. 6




FIG. 7

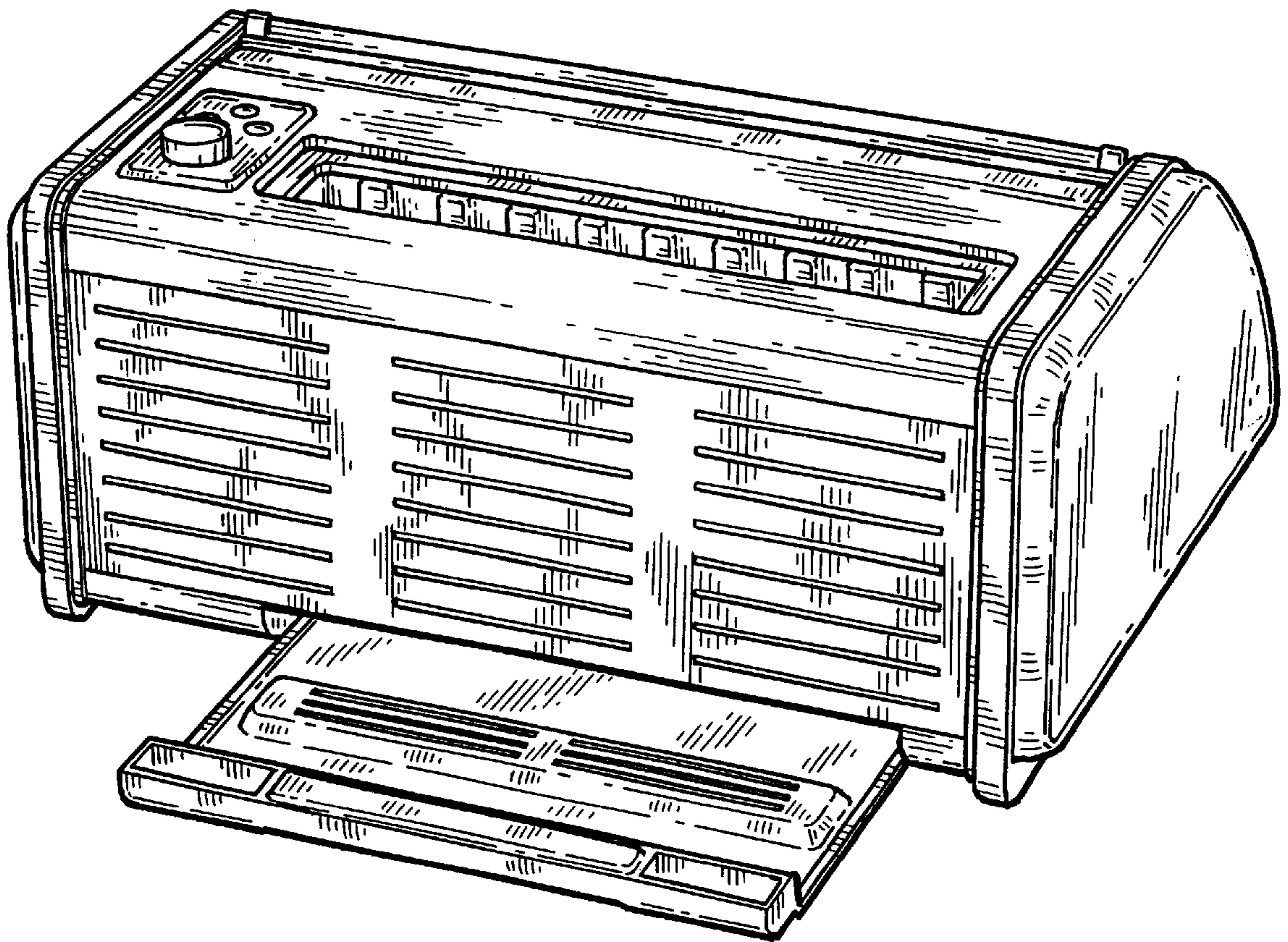


FIG. 8