



US00D465687S

(12) **United States Design Patent**
Sandbeck

(10) **Patent No.:** **US D465,687 S**

(45) **Date of Patent:** **** Nov. 19, 2002**

(54) **SELF STORING BLANKET**

(76) **Inventor:** **Paul C Sandbeck**, 50 Peltier Ave.,
Metuchen, NJ (US) 08840

(**) **Term:** **14 Years**

(21) **Appl. No.:** **29/147,896**

(22) **Filed:** **Sep. 7, 2001**

(51) **LOC (7) Cl.** **06-13**

(52) **U.S. Cl.** **D6/603; D6/597**

(58) **Field of Search** D6/595, 596, 601,
D6/602, 603, 608, 417, 419, 420, 482,
485, 499, 500, 502, 652, 653, 654, 655.3,
656, 907; 15/208, 209.1

(56) **References Cited**

U.S. PATENT DOCUMENTS

3,295,150	A	*	1/1967	Shapiro et al.	D6/597
D258,035	S		1/1981	Fenwick		
4,466,516	A		8/1984	Sicoli et al.		
D300,784	S		4/1989	Powers et al.		
D312,019	S	*	11/1990	Woods et al.	D6/601
D312,371	S		11/1990	Lawson		
D317,995	S	*	7/1991	Crowley-McGregor	D6/596
D322,532	S	*	12/1991	Kumar et al.	D6/596
5,136,738	A		8/1992	Denson		
D331,520	S	*	12/1992	Ruddy	D6/601
D341,979	S	*	12/1993	Peters	D6/596
5,443,880	A		8/1995	Wike		
5,454,125	A	*	10/1995	Ratkowski	5/419
5,463,783	A	*	11/1995	Pope	5/417
5,629,071	A	*	5/1997	Feldman	5/417
D384,853	S	*	10/1997	Parker et al.	D6/596
5,729,846	A	*	3/1998	Sullivan	5/419
D401,802	S	*	12/1998	Roth	D6/597
5,850,643	A	*	12/1998	Brumfield	5/419

5,920,931	A	*	7/1999	Zuehlke et al.	5/485
5,987,667	A	*	11/1999	Haverly et al.	5/417
6,023,797	A	*	2/2000	Brumfield	5/485
D437,169	S	*	2/2001	Sandbeck	D6/597

* cited by examiner

Primary Examiner—Doris V. Coles
Assistant Examiner—T. Chase Nelson

(57) **CLAIM**

The ornamental design for a self storing blanket, as shown and described.

DESCRIPTION

FIG. 1 is a front elevational view of the self storing blanket of the present invention;

FIG. 2 is a rear elevational view of the self storing blanket of FIG. 1;

FIG. 3 is a left side elevational view of the self storing blanket of FIG. 1;

FIG. 4 is a right side elevational view of the self storing blanket of FIG. 1;

FIG. 5 is a top plan view of the self storing blanket of FIG. 1;

FIG. 6 is a bottom plan view of the self storing blanket of FIG. 1; and,

FIG. 7 is an elevational view of the self storing blanket in an alternate position (folded-up).

The broken lines showing of a “logo” and the number “3” in FIGS. 2 and 7 are for illustrative purposes only and form no part of the claimed design.

The dashed lines surrounding the perimeter of the self storing blanket and on three sides of its storage pocket in FIGS. 1, 2, and 7 are understood to represent stitching.

1 Claim, 4 Drawing Sheets

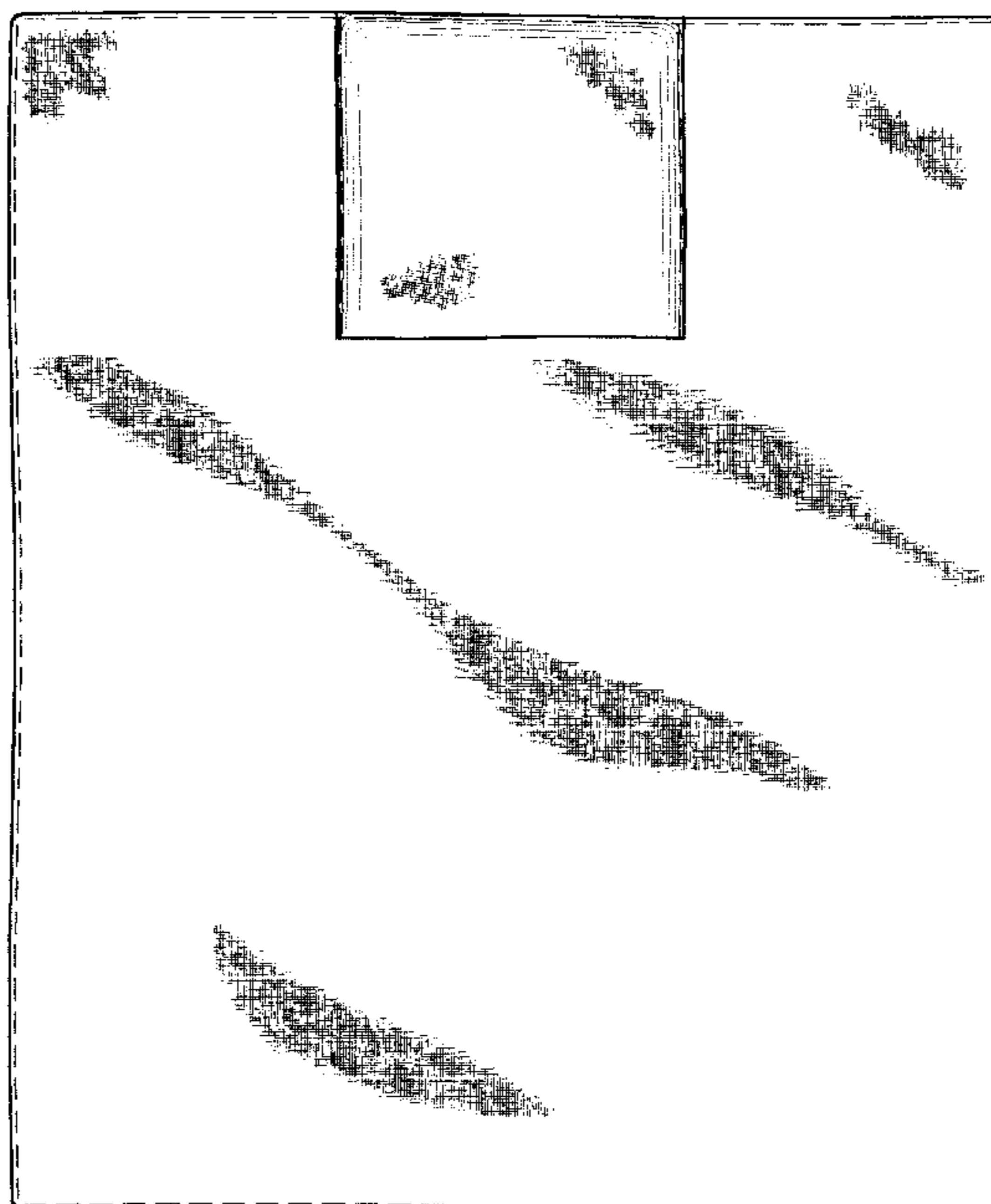


FIG. 1




FIG. 2




FIG. 3



FIG. 4



FIG. 5

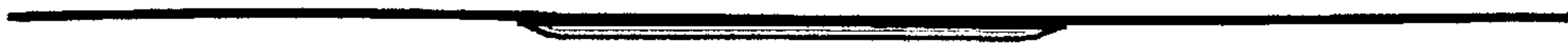


FIG. 6



FIG. 7

