



US00D465684S

(12) **United States Design Patent**
Rindy et al.

(10) **Patent No.:** **US D465,684 S**

(45) **Date of Patent:** **** Nov. 19, 2002**

(54) **LOCKER ORGANIZER**

6,273,280 B1 * 8/2001 Markarian 211/113

(75) Inventors: **Ryan W. Rindy**, Madison, WI (US);
David E. Barnard, Madison, WI (US)

* cited by examiner

(73) Assignee: **Berol Corporation**, Freeport, IL (US)

Primary Examiner—Brian N. Vinson

(**) Term: **14 Years**

(74) *Attorney, Agent, or Firm*—Marshall, Gerstein & Borun

(21) Appl. No.: **29/132,708**

(57) **CLAIM**

(22) Filed: **Nov. 14, 2000**

We claim the ornamental design for a locker organizer, as shown and described.

(51) **LOC (7) Cl.** **06-06**

DESCRIPTION

(52) **U.S. Cl.** **D6/513; D6/566**

FIG. 1 is a top, front, and right side perspective view of a locker organizer showing our new design;

(58) **Field of Search** D6/512–514, 552,
D6/553, 566, 567; 211/10, 13.1, 86.07,
87.01, 90.03, 113, 119, 181.1

FIG. 2 is an enlarged front elevational view thereof;

FIG. 3 is an enlarged to plan view thereof;

FIG. 4 is an enlarged right side elevational view thereof;

FIG. 5 is an enlarged left side elevational view thereof;

FIG. 6 is an enlarged rear elevational view thereof; and,

FIG. 7 is an enlarged bottom plan view thereof.

(56) **References Cited**

The broken-line disclosure in the views is for illustrative purposes only and forms no part of the claimed design.

U.S. PATENT DOCUMENTS

- D362,756 S * 10/1995 Finger D6/566 X
- D395,971 S * 7/1998 Hofman D6/566 X
- D429,938 S * 8/2000 Allen D6/566

1 Claim, 4 Drawing Sheets

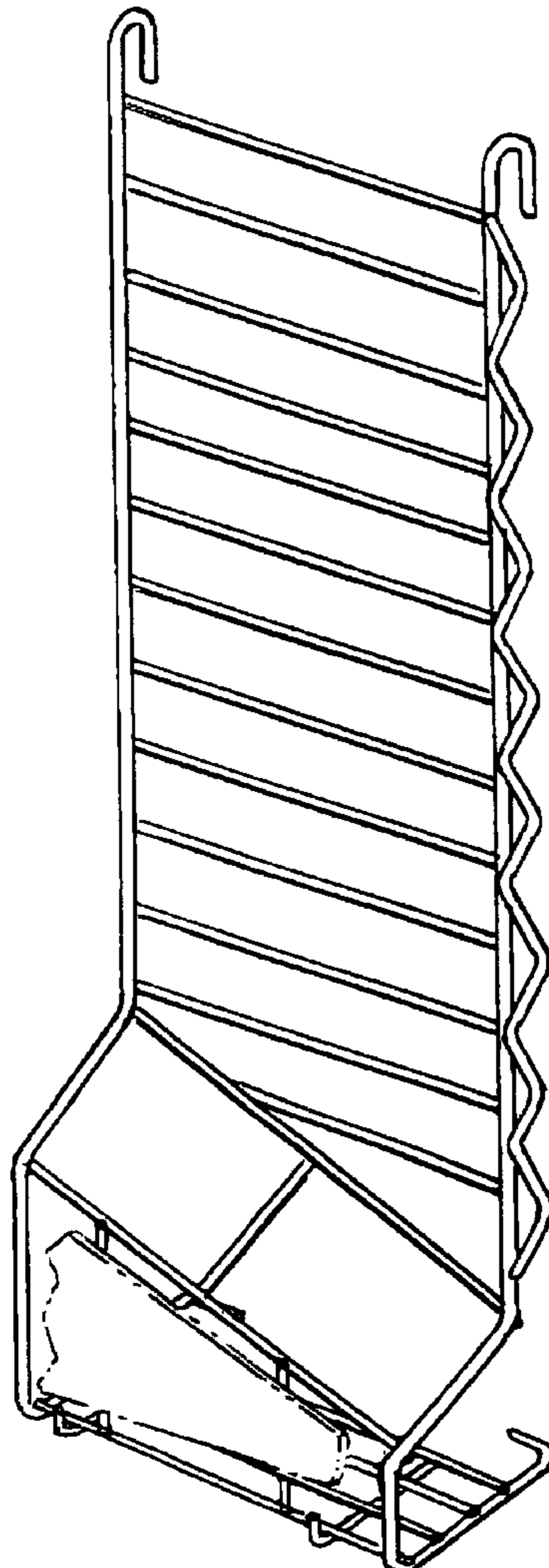


FIG. 1

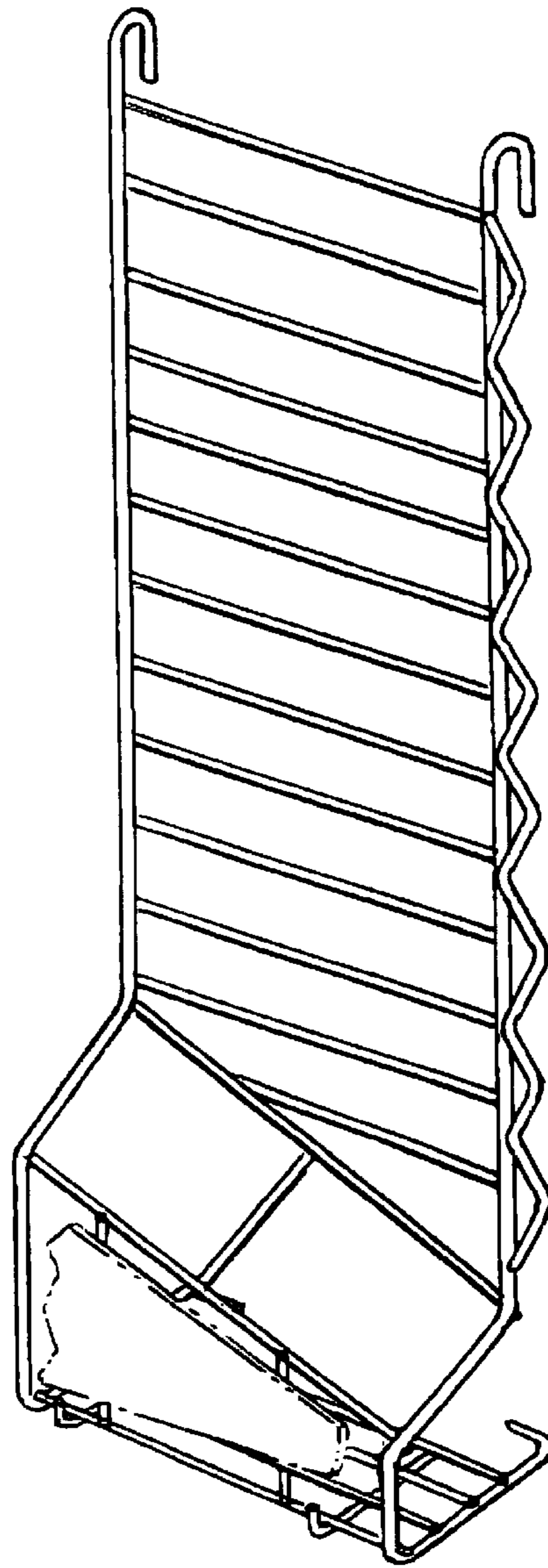


FIG. 3




FIG. 7


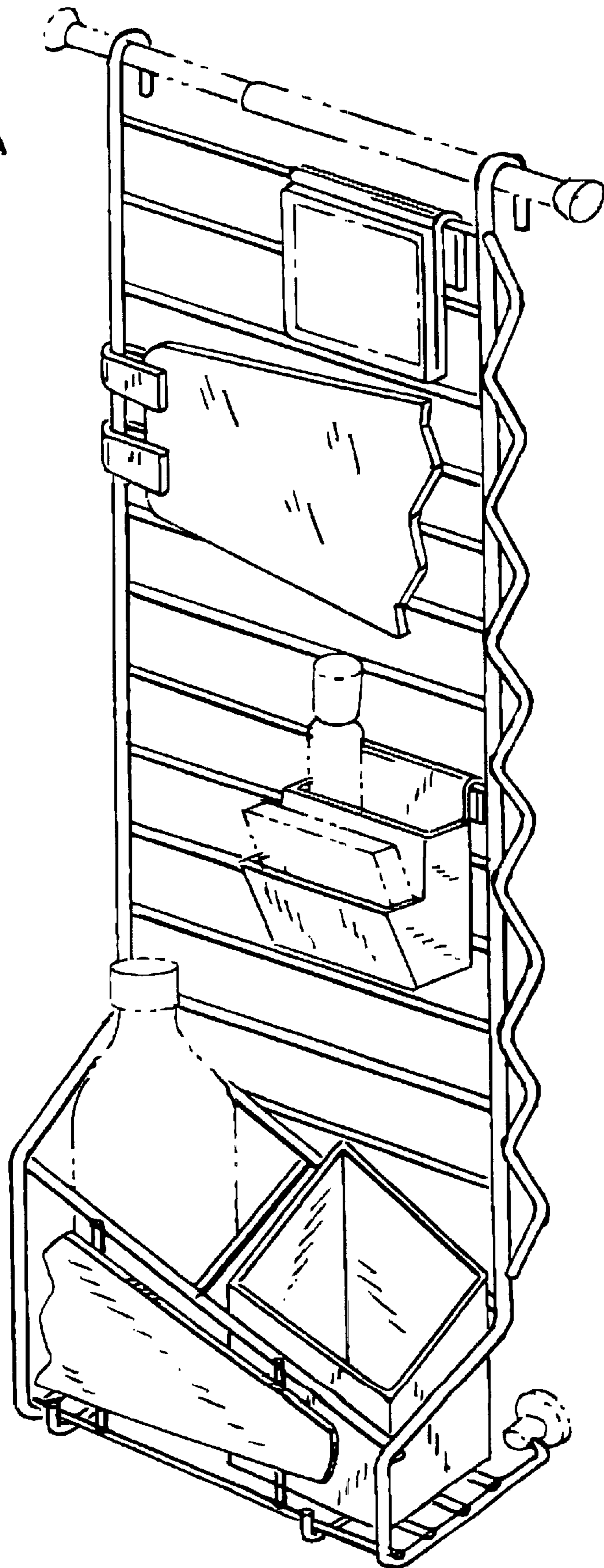


FIG. 1A



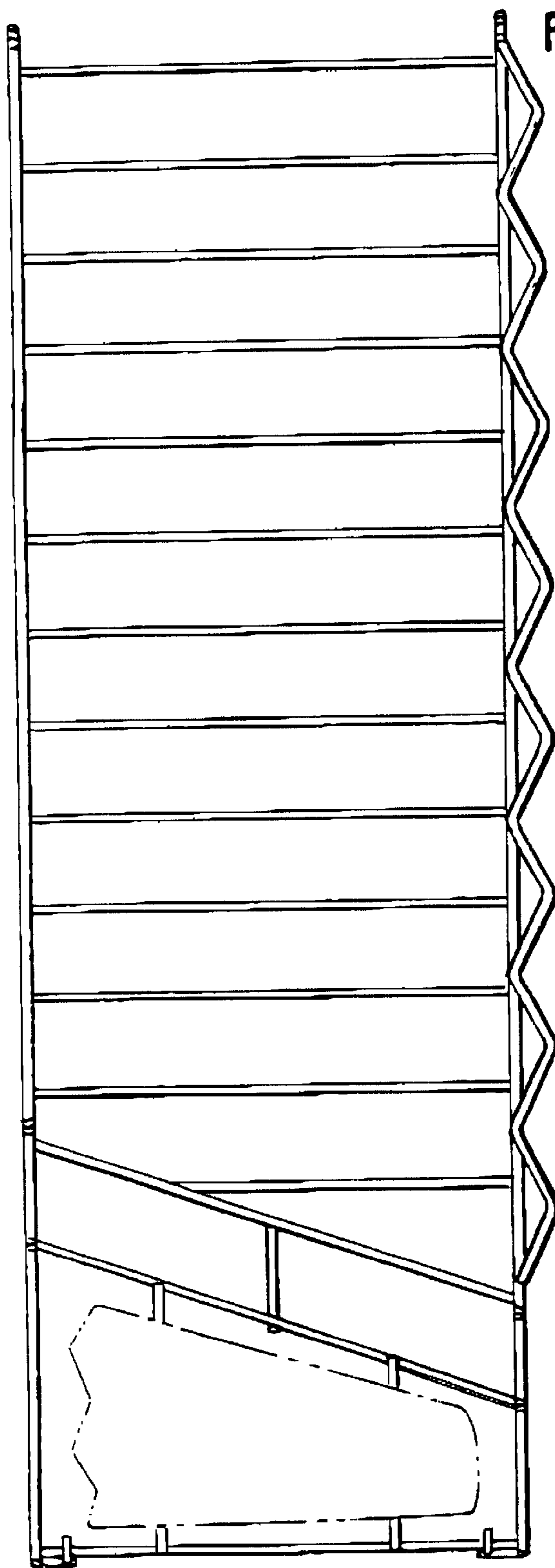


FIG. 2

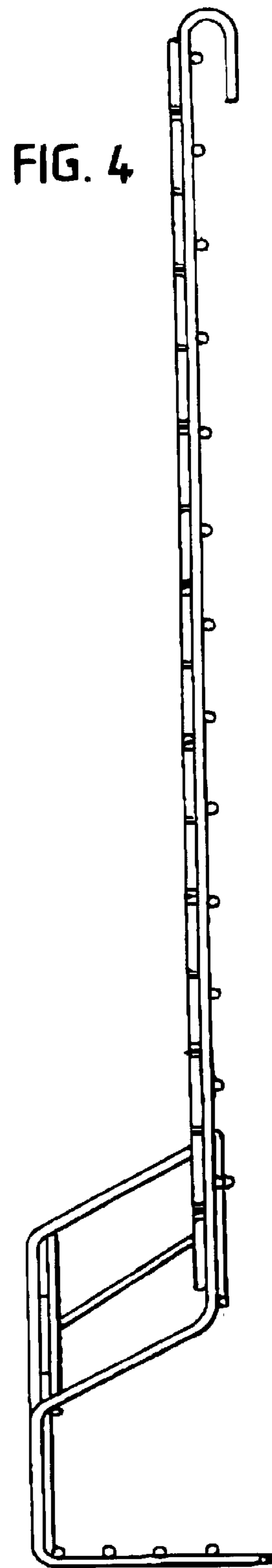


FIG. 4

FIG. 6

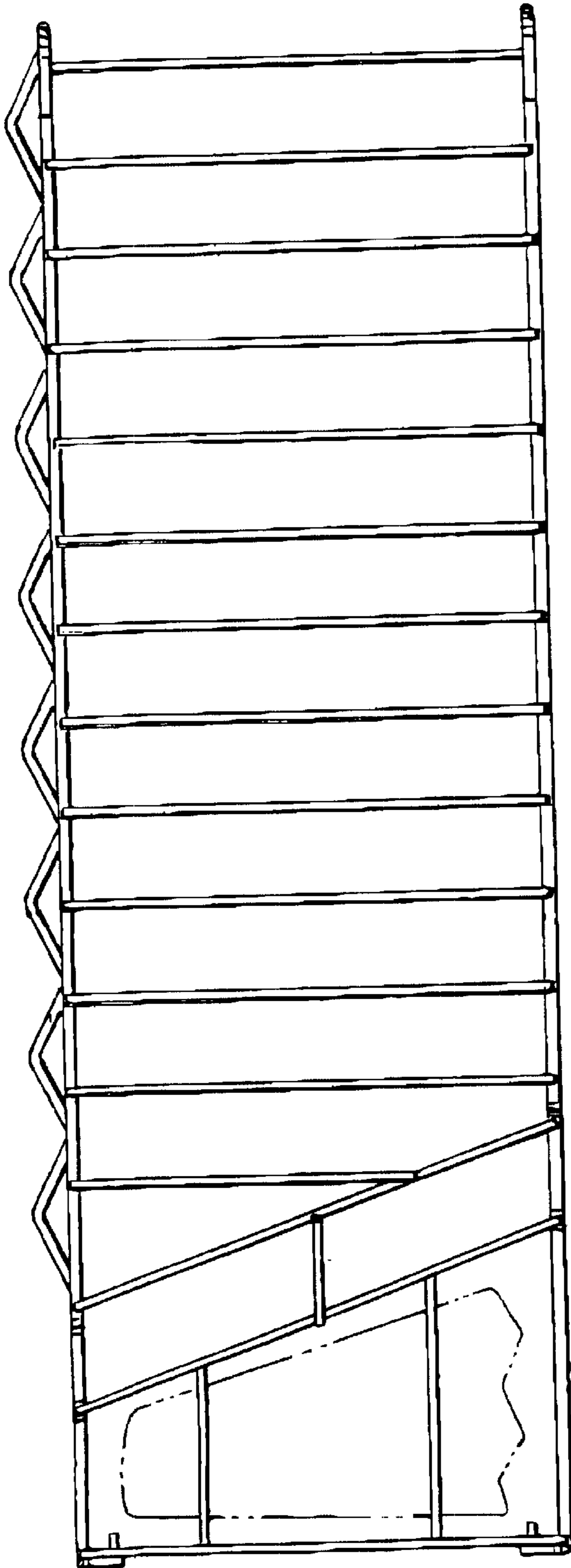


FIG. 5

